



US00D403856S

United States Patent [19]
Dobbins

[11] **Patent Number: Des. 403,856**

[45] **Date of Patent: **Jan. 12, 1999**

[54] **CAR ALARM CONTROLLER HOLDER**

[76] Inventor: **Kirk G. Dobbins**, 15715 Birch River,
Houston, Tex. 77082

[**] Term: **14 Years**

[21] Appl. No.: **77,978**

[22] Filed: **Oct. 10, 1997**

[51] **LOC (6) Cl.** **03-01**

[52] **U.S. Cl.** **D3/230; D3/218**

[58] **Field of Search** D3/218, 215, 224,
D3/226, 219, 230, 299, 225, 251, 207,
208, 211, 201; D10/104, 106, 121; 70/456 R;
340/825; 224/236, 240, 901, 904, 914;
D13/184; 455/351

[56] **References Cited**

U.S. PATENT DOCUMENTS

- D. 306,654 3/1990 Brown .
- D. 307,673 5/1990 Brown .
- D. 308,758 6/1990 Chien D3/208
- D. 312,423 11/1990 Orlinsky et al. D10/104
- D. 320,116 9/1991 Levesque .

- D. 336,052 6/1993 Campman D10/104
- D. 345,646 4/1994 Knapp D3/218
- D. 360,155 7/1995 Williams D10/104
- D. 362,750 10/1995 Wendell D3/230
- D. 368,581 4/1996 Cineotta D3/218
- D. 373,241 9/1996 Chavez et al. D3/218
- 3,363,754 1/1968 Gantz D3/299 X

Primary Examiner—Doris V. Coles
Assistant Examiner—Catherine R. Oliver
Attorney, Agent, or Firm—Joseph N. Breaux


[57] **CLAIM**

I claim the ornamental design for a car alarm controller holder, as shown.

DESCRIPTION

FIG. 1 is a perspective view of a car alarm controller holder showing my new design;
FIG. 2 is a front elevational view thereof;
FIG. 3 is a rear elevational view thereof;
FIG. 4 is a right side elevational view, with the left side elevational view being a mirror image thereof;
FIG. 5 is a top plan view thereof; and,
FIG. 6 is a bottom plan view thereof.

1 Claim, 1 Drawing Sheet






FIG. 1.

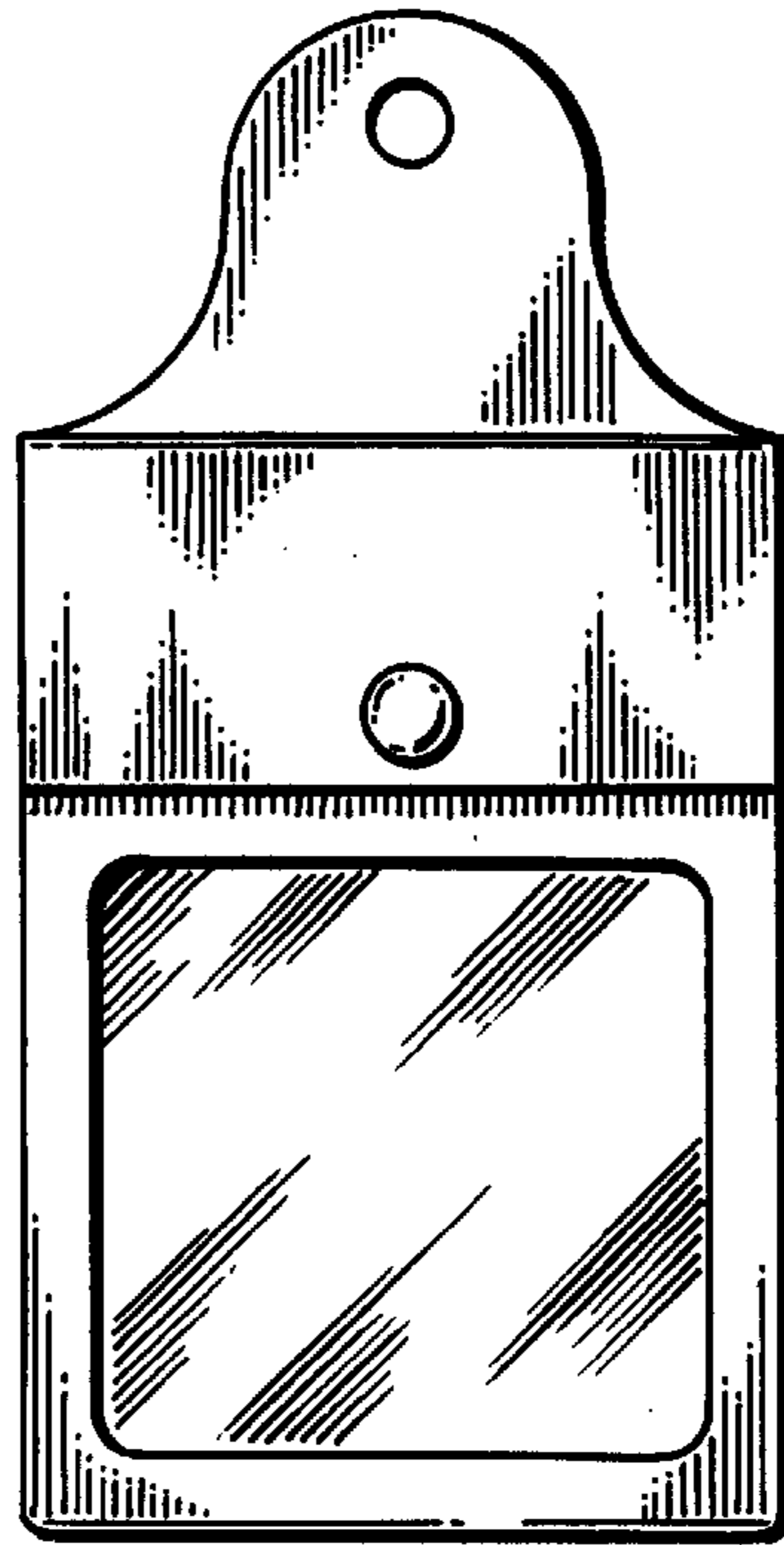


FIG. 2.

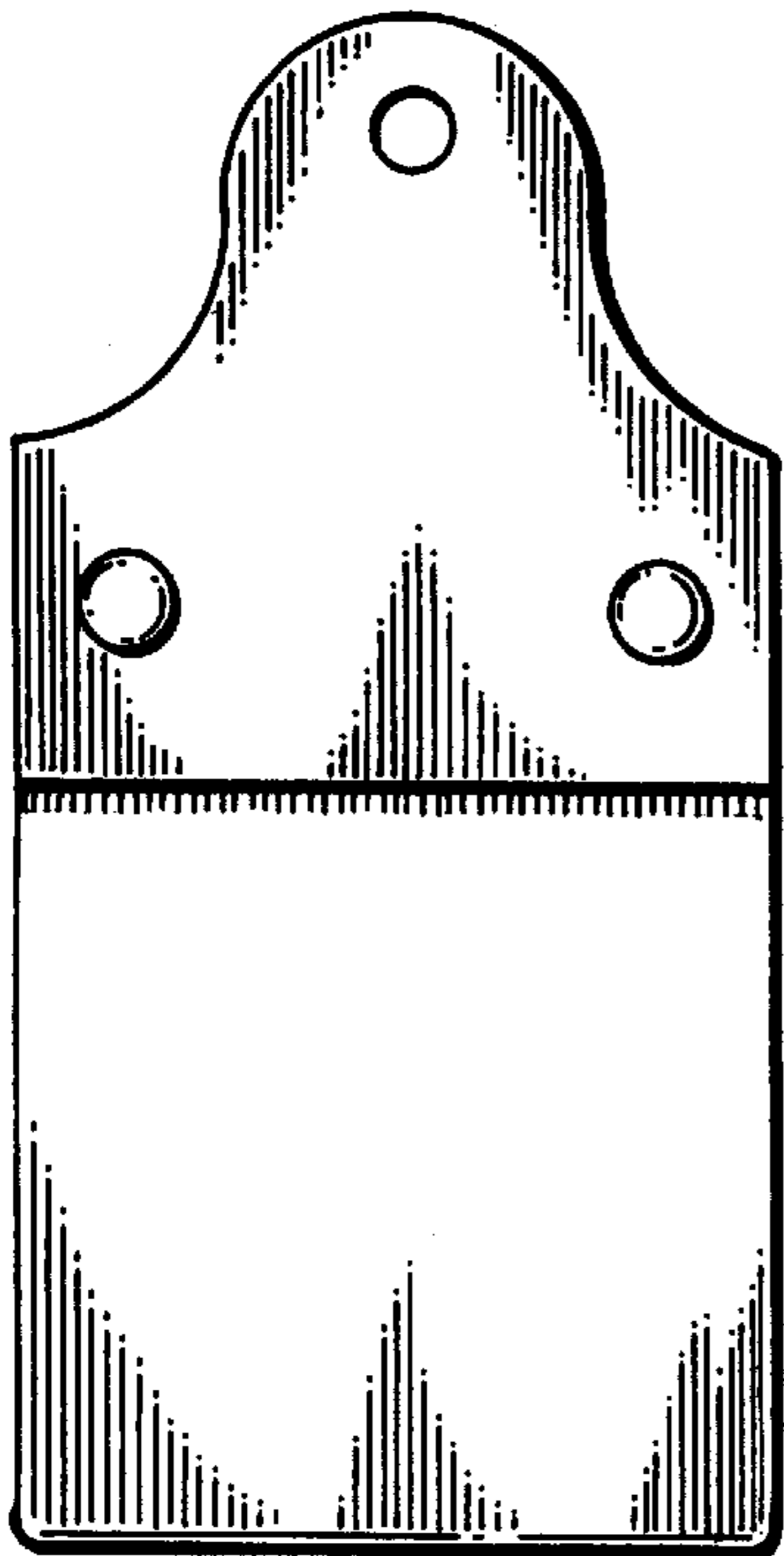


FIG. 3.

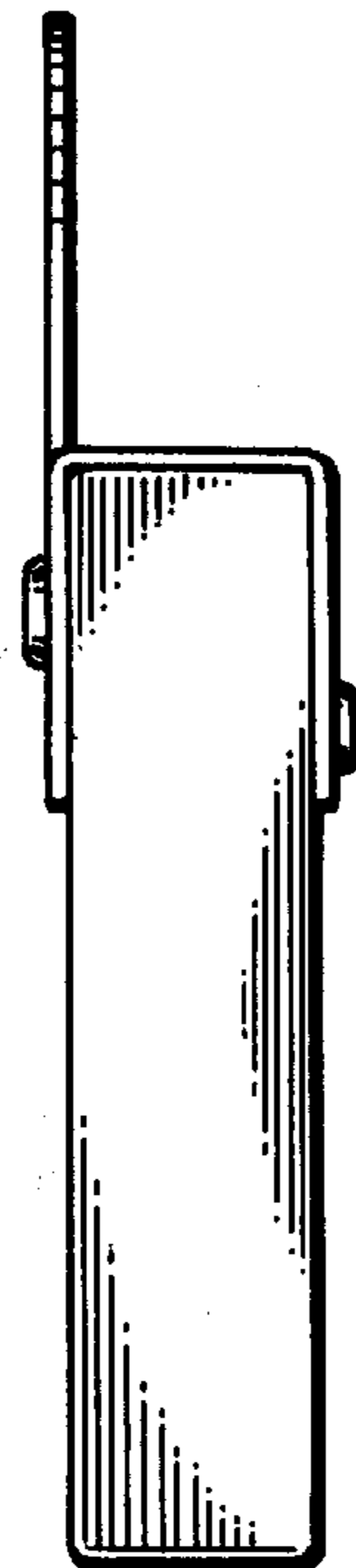


FIG. 4.



FIG. 5.

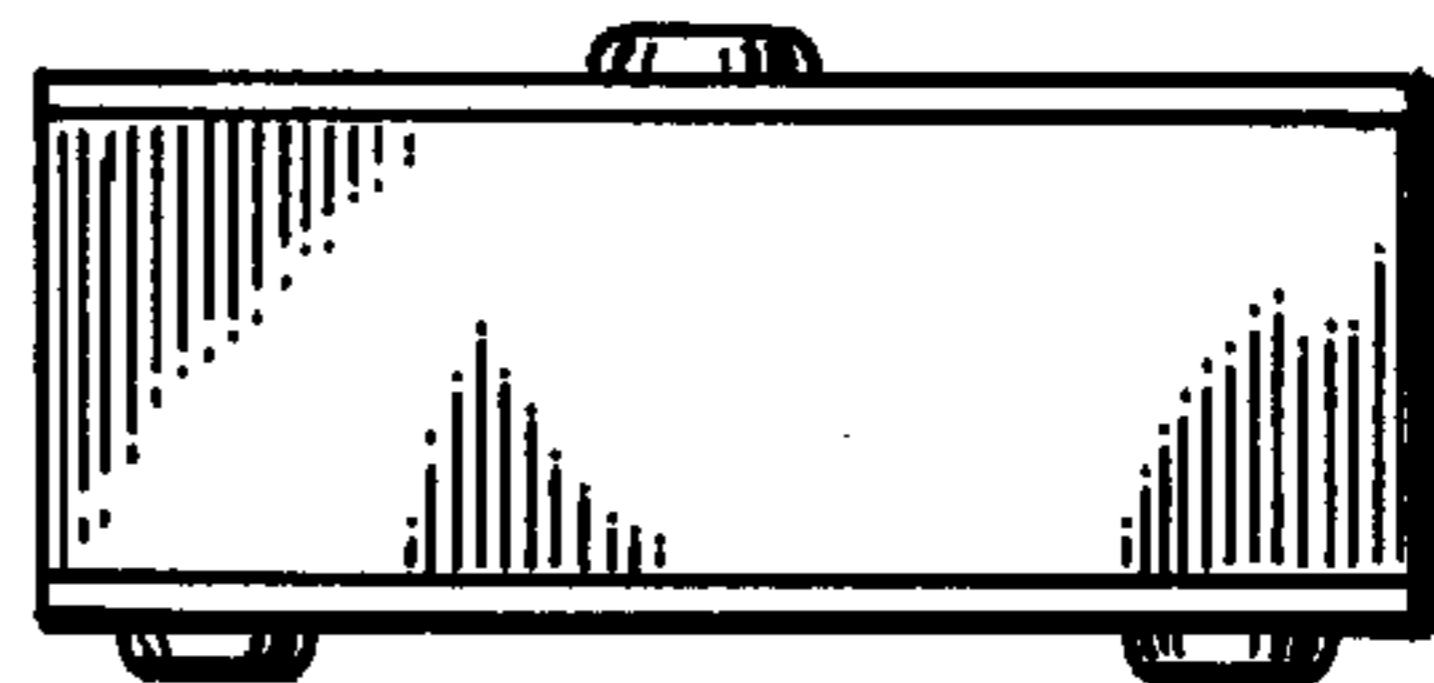


FIG. 6.