



US00D403851S

United States Patent [19] Wong

[11] Patent Number: **Des. 403,851**

[45] Date of Patent: ****Jan. 12, 1999**

[54] **COMBINED KEY RING AND LOTTERY
NUMBER SELECTION FOB**

5,011,148 4/1991 Stebing 273/144 B
5,423,542 6/1995 Orah 273/144 B
5,454,567 10/1995 Adell 273/144 B

[75] Inventor: **Kam-For Wong**, Kowloon, Hong Kong

Primary Examiner—Ralf Seifert

[73] Assignee: **Starwood Manufacturing Co., Ltd.**,
Hong Kong

Attorney, Agent, or Firm—Burns, Doane, Swecker &
Mathis, L.L.P.

[**] Term: **14 Years**

[57] CLAIM

[21] Appl. No.: **72,267**

The ornamental design for a combined key ring and lottery
number selection fob, as shown and described.

[22] Filed: **Jun. 13, 1997**

DESCRIPTION

[51] **LOC (6) Cl.** **03-01**

FIG. 1 is a front elevational view of a combined key ring and
lottery number selection fob showing my new design, the
key chain being removed for ease of illustration;

[52] **U.S. Cl.** **D3/208**

FIG. 2 is a rear elevational view of FIG. 1;

[58] **Field of Search** D3/207–211; 273/144 B,
273/144 R, 145 C; 150/147; 70/456 R

FIG. 3 is a side elevational view of FIG. 1, the opposite side
view being a mirror image;

[56] References Cited

U.S. PATENT DOCUMENTS

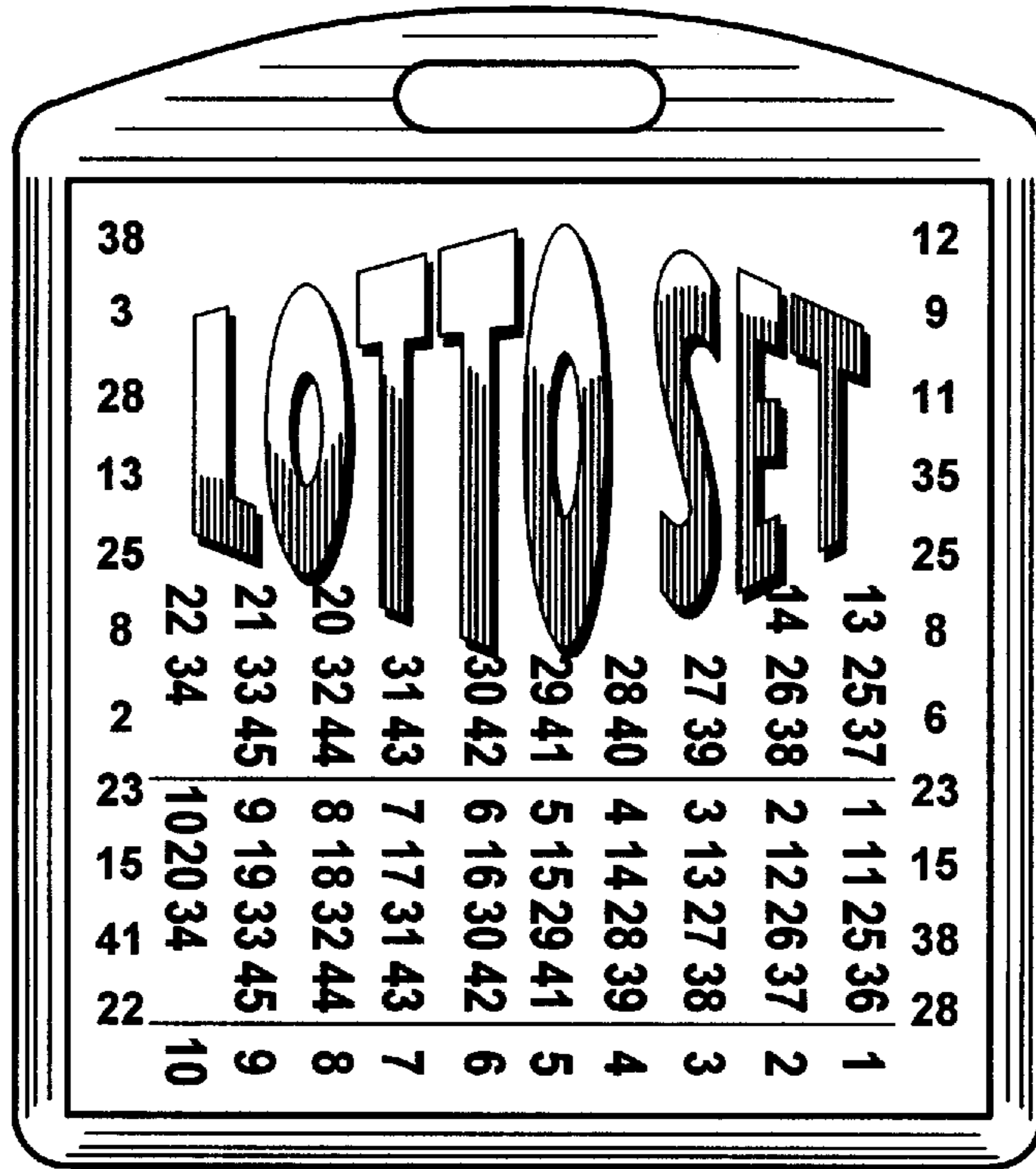
FIG. 4 is a top plan view of FIG. 1;

FIG. 5 is a bottom plan view of FIG. 1; and,

FIG. 6 is a front perspective view, shown in an alternate
position with the key fob attached.

D. 366,359	1/1996	Riedl	D3/211
4,403,775	9/1983	Chaput	273/144 B
4,545,578	10/1985	Stagg, Jr.	273/144 B
4,884,810	12/1989	Tiyony	273/144 B

1 Claim, 3 Drawing Sheets



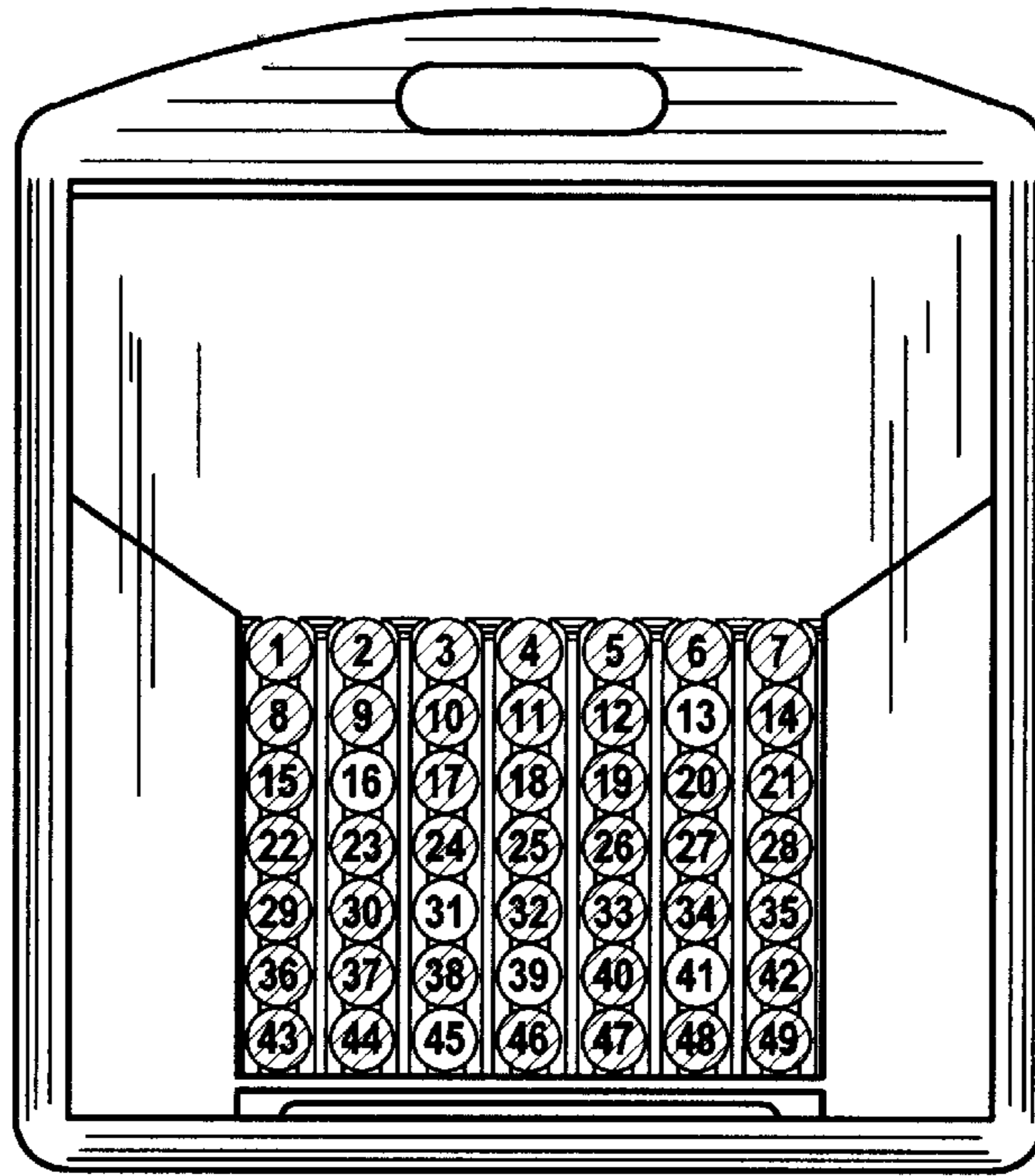


FIG. 1




FIG. 2




FIG. 3



FIG. 4



FIG. 5

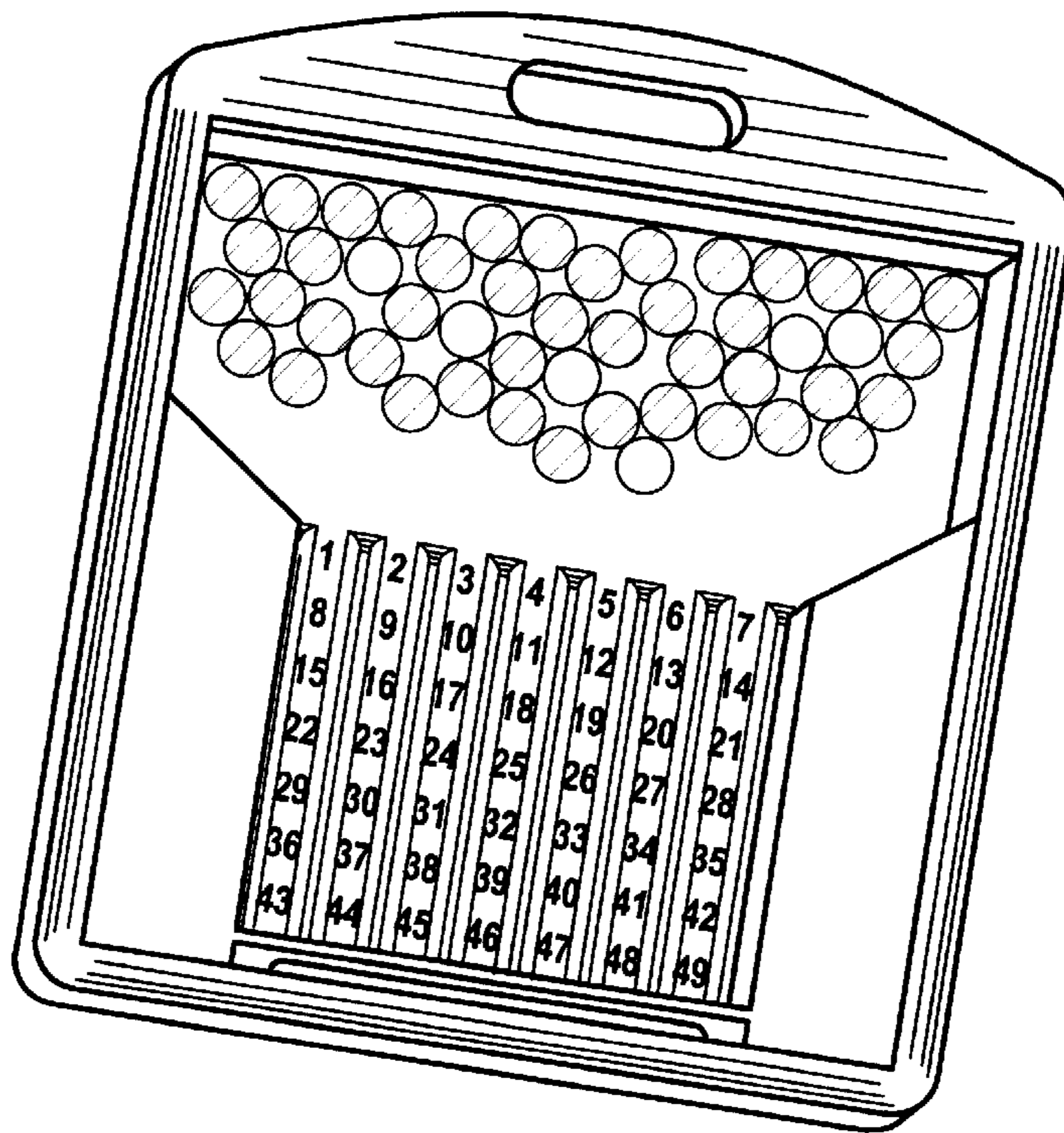


FIG. 6