



US00D403849S

United States Patent [19] Greenberg

[11] **Patent Number: Des. 403,849**

[45] **Date of Patent: **Jan. 12, 1999**

[54] **SHOE UPPER**

[75] Inventor: **Robert Y. Greenberg**, Manhattan Beach, Calif.

[73] Assignee: **Skechers U.S.A., Inc.**, Manhattan Beach, Calif.

[**] Term: **14 Years**

[21] Appl. No.: **82,280**

[22] Filed: **Dec. 23, 1997**

[51] **LOC (6) Cl.** **02-04**

[52] **U.S. Cl.** **D2/969**

[58] **Field of Search** D2/969, 970, 902, D2/907, 908, 910-912, 944; 36/83, 89, 102, 103, 114, 116, 45, 50.1

[56] **References Cited**

U.S. PATENT DOCUMENTS

- D. 291,142 8/1987 Kelley D2/969
- D. 301,183 5/1989 Duclos .
- D. 304,518 11/1989 Brown et al. D2/969
- D. 326,764 6/1992 Earle D2/969
- D. 328,667 8/1992 Tonkel et al. .

- D. 334,651 4/1993 Smith .
- D. 342,370 12/1993 Keen .
- D. 343,278 1/1994 Tonkel et al. D2/969
- D. 345,460 3/1994 Ryder .
- D. 358,702 5/1995 Edwards .

Primary Examiner—Louis S. Zarfaz
Assistant Examiner—Greg Andoll
Attorney, Agent, or Firm—Marshall A. Lerner; Marvin H. Kleinberg; Kleinberg & Lerner, LLP

[57] **CLAIM**

The ornamental design for a shoe upper, as shown and described.

DESCRIPTION

FIG. 1 is a perspective view of a shoe upper showing my new design in a position of use. The broken line showing of sole in the FIGS. are for illustrative purposes only and forms no part of the claimed design;
FIG. 2 is a right side elevational view thereof;
FIG. 3 is a left side elevational view thereof;
FIG. 4 is a top plan view thereof;
FIG. 5 is a front elevational view thereof; and,
FIG. 6 is a rear elevational view.

1 Claim, 3 Drawing Sheets




Fig. 1


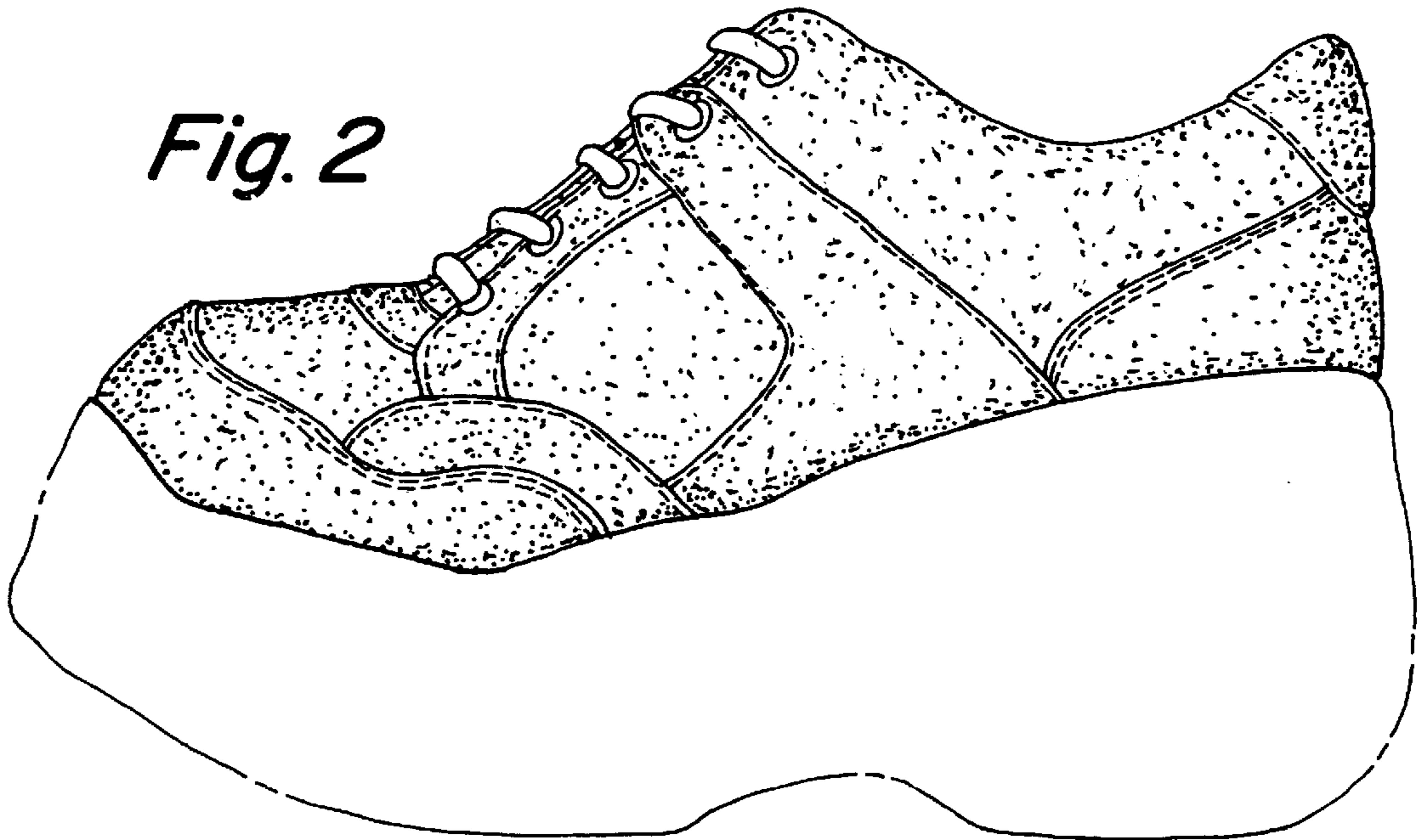


Fig. 2






Fig. 3

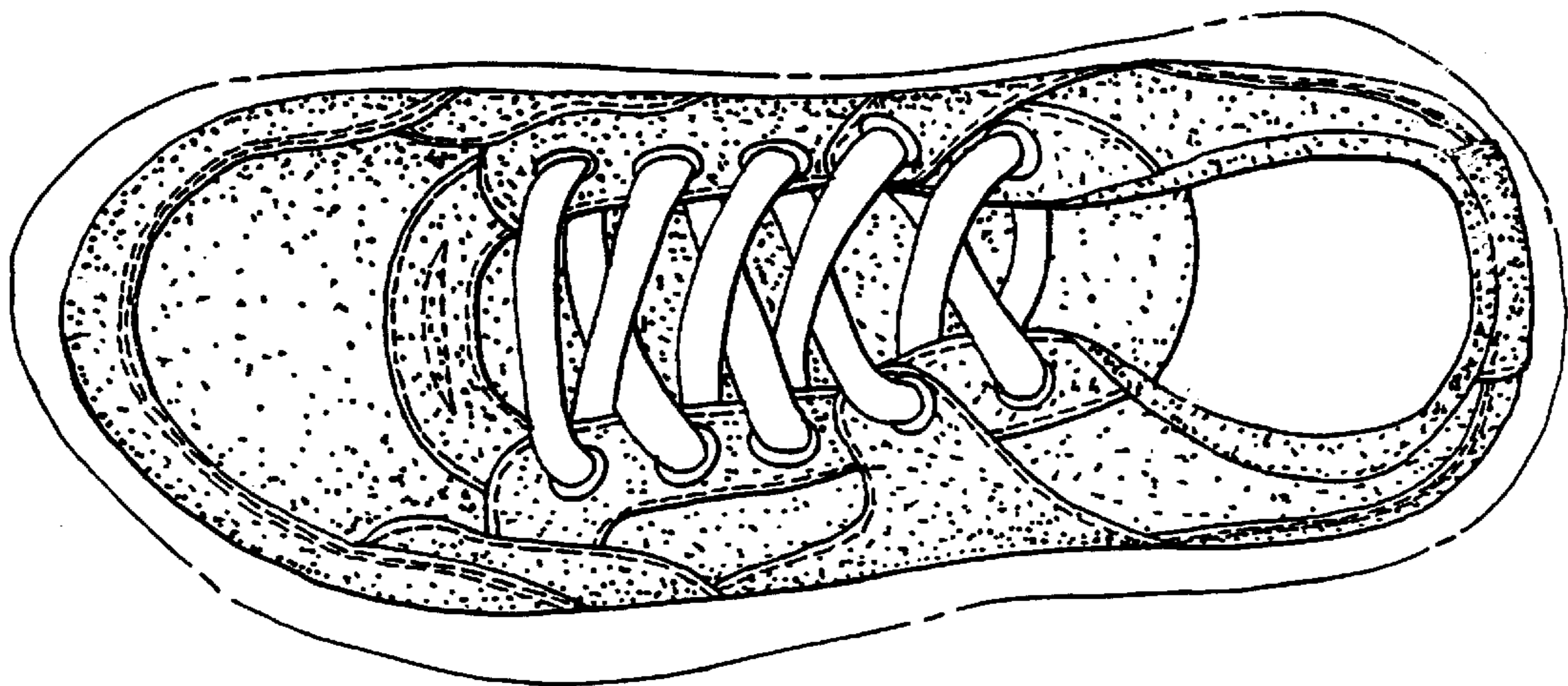


Fig. 4

Fig. 5

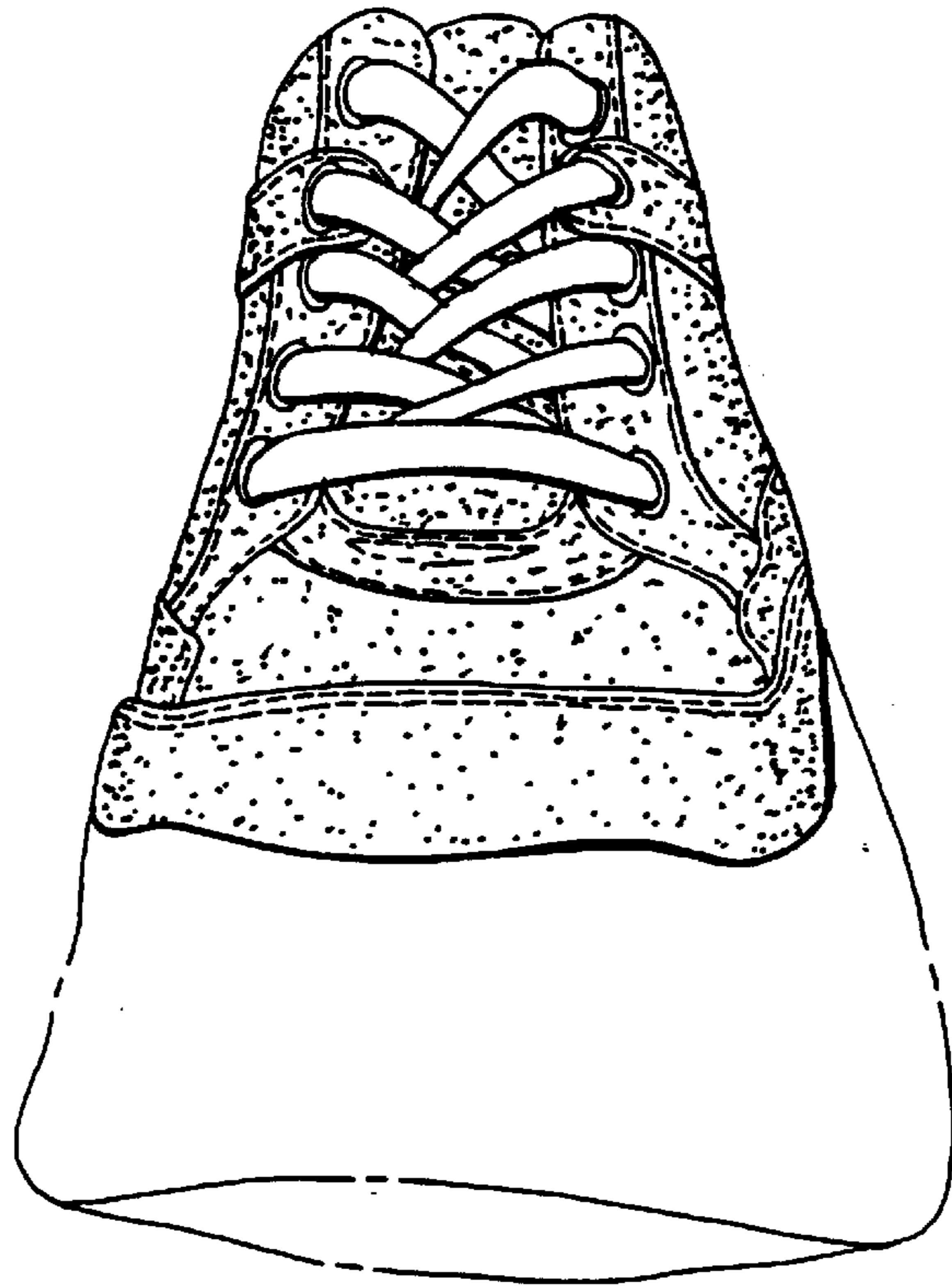


Fig. 6

