



US00D403847S

United States Patent [19] Blythe

[11] Patent Number: Des. 403,847

[45] Date of Patent: **Jan. 12, 1999

[54] **INSOLE FOR FOOTWEAR**

[75] Inventor: **William A. B. Blythe**, Paso Robles, Calif.

[73] Assignee: **Secondwind Products, Inc.**, Paso Robles, Calif.

[**] Term: **14 Years**

[21] Appl. No.: **61,190**

[22] Filed: **Oct. 17, 1996**

2,100,492	11/1937	Sindler	154/2
2,189,813	2/1940	McGuire	154/48
2,347,207	4/1944	Margolin	36/44
2,491,280	12/1949	Roth	36/37
2,502,774	4/1950	Alianiello	36/44
2,546,296	3/1951	Braun	36/19.5
2,645,865	7/1953	Town	36/71
2,739,093	3/1956	Bull	154/106
2,928,193	3/1960	Kristan	36/71
3,021,536	2/1962	Haggerty	9/11
3,410,004	11/1968	Finn	36/2.5
3,469,576	9/1969	Smith et al.	128/595
3,589,037	6/1971	Gallagher	36/44
3,653,084	4/1972	Hartman	9/2 A
3,760,056	9/1973	Rudy	264/299

Related U.S. Application Data

[63] Continuation-in-part of Ser. No. 556,719, Nov. 13, 1995, abandoned.

[51] **LOC (6) Cl.** **02-04**

[52] **U.S. Cl.** **D2/961**

[58] **Field of Search** D2/961, 950, 947, D2/954; 36/27, 173, 153, 44, 43, 178, 25 R, 37

(List continued on next page.)

OTHER PUBLICATIONS

Etonic brochure "Ustable Air Has Been Known . . .", about 1990.

Primary Examiner—Doris V. Coles
Attorney, Agent, or Firm—Sheldon & Mak

[56] References Cited

U.S. PATENT DOCUMENTS

D. 288,383	2/1987	Autry	D2/961
D. 290,423	6/1987	Peterson	D2/961
D. 296,493	7/1988	Diaz	D2/961
D. 300,686	4/1989	Peterson	D2/961
D. 300,687	4/1989	Kelley	D2/961
D. 326,767	6/1992	Martiniano de Olivera, Jr.	D2/947
D. 342,374	12/1993	Wang	D2/961
D. 346,480	5/1994	Davidson	D2/961
D. 362,956	10/1995	Martin et al.	D2/961
D. 373,896	9/1996	Parker	D2/954
532,429	1/1895	Rogers	36/44
536,590	3/1895	Tillgren	36/37
682,871	9/1901	Hogan et al. .	
1,304,915	5/1919	Spinney .	
1,466,386	8/1923	Smith	36/44
1,977,694	10/1934	Page	36/37
1,994,681	3/1935	Blumenfeld	36/28
2,037,230	4/1936	Hack	36/29
2,080,469	5/1937	Gilbert	36/29
2,084,517	6/1937	Vogel	36/71

[57] CLAIM

The ornamental design for an insole for footwear, as shown and described.

DESCRIPTION

FIG. 1 is a bottom perspective view of an insole for footwear according to my invention;

FIG. 2 is a rear elevation thereof;

FIG. 3 is a right side elevation view thereof;

FIG. 4 is a top plan view thereof;

FIG. 5 is a front elevation view thereof;

FIG. 6 is a left side elevation view thereof;

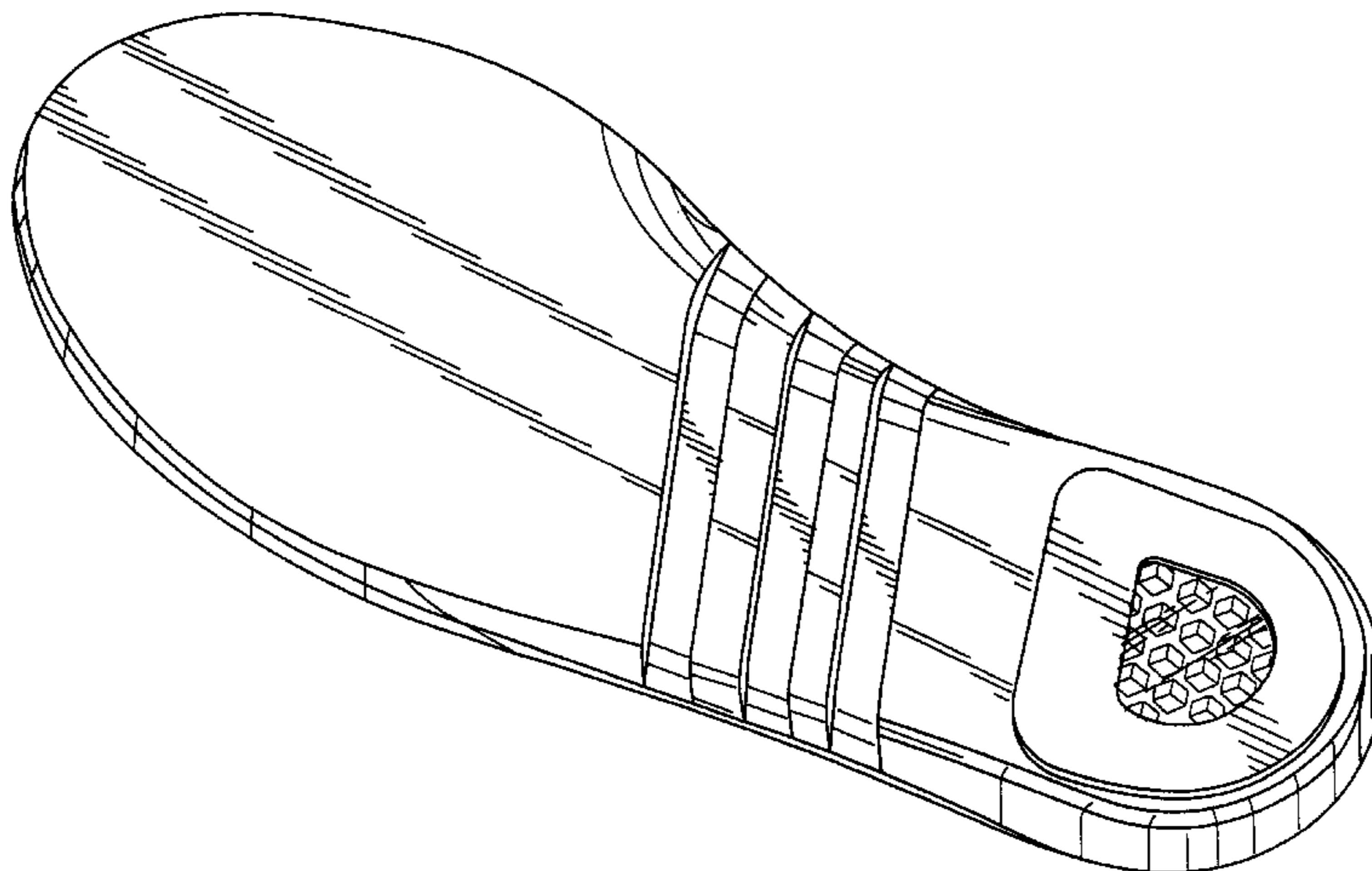
FIG. 7 is a bottom perspective view of an alternate embodiment of an insole for footwear according to my invention, the top and front plan views of this embodiment are the same as FIGS. 4 and 5, respectively;

FIG. 8 is a rear elevation view thereof;

FIG. 9 is a right side view thereof; and,

FIG. 10 is a left side elevation view thereof.

1 Claim, 3 Drawing Sheets



U.S. PATENT DOCUMENTS

3,872,511	3/1975	Nichols	267/114	4,804,565	2/1989	Rast	428/35.3
4,008,530	2/1977	Gager	36/28	4,808,469	2/1989	Hiles	36/44
4,016,662	4/1977	Thompson	36/29	4,815,221	3/1989	Diaz	36/37
4,161,794	7/1979	Darnfors	5/441	4,817,304	4/1989	Parker et al.	36/114
4,183,156	1/1980	Rudy	36/44	4,829,682	5/1989	Gasbarro	36/29
4,219,945	9/1980	Rudy	36/29	4,956,927	9/1990	Misevich et al.	36/25 R
4,340,626	7/1982	Rudy	428/35	4,970,807	11/1990	Anderie et al.	36/37
4,435,910	3/1984	Marc	36/44	5,068,983	12/1991	Marc	36/43
4,445,240	5/1984	Voorhees	5/451	5,084,987	2/1992	Flemming	36/28
4,458,430	7/1984	Peterson	36/28	5,152,081	10/1992	Hallenbeck et al.	36/28
4,486,964	12/1984	Rudy	36/28	5,174,049	12/1992	Flemming	36/28
4,513,518	4/1985	Jalbert et al.	36/178	5,184,409	2/1993	Brown	36/173
4,546,555	10/1985	Spademan	36/28	5,255,451	10/1993	Tong et al.	D2/961
4,557,060	12/1985	Kawashima	36/44	5,394,626	3/1995	Brown	36/44
4,610,099	9/1986	Signori	36/38	5,463,824	11/1995	Barna	36/44
4,619,056	10/1986	Lin et al.	36/43	5,544,432	8/1996	Kita	36/43
4,753,022	6/1988	Gasbarro	36/29	5,669,162	9/1997	Dyer	36/37

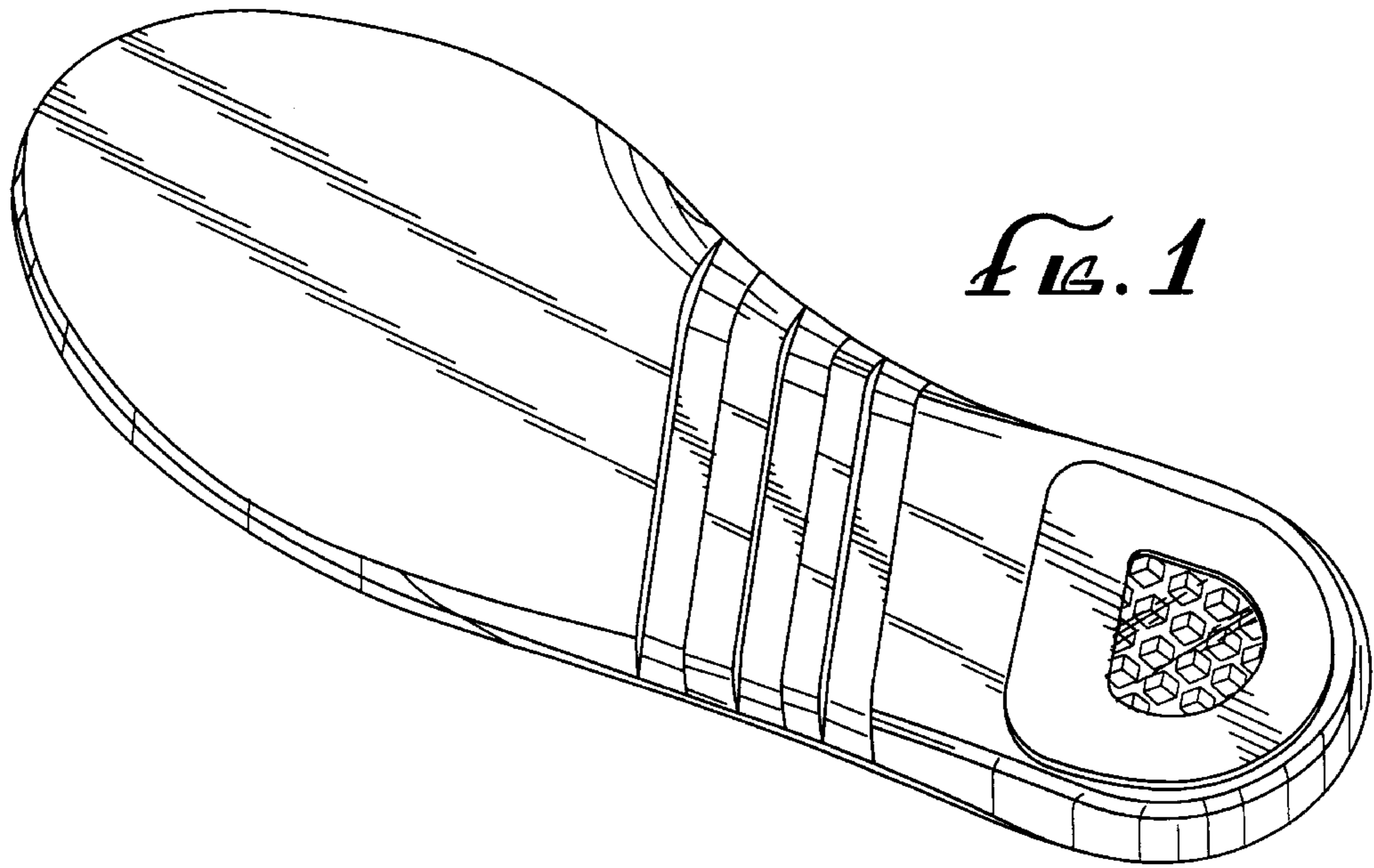


FIG. 1

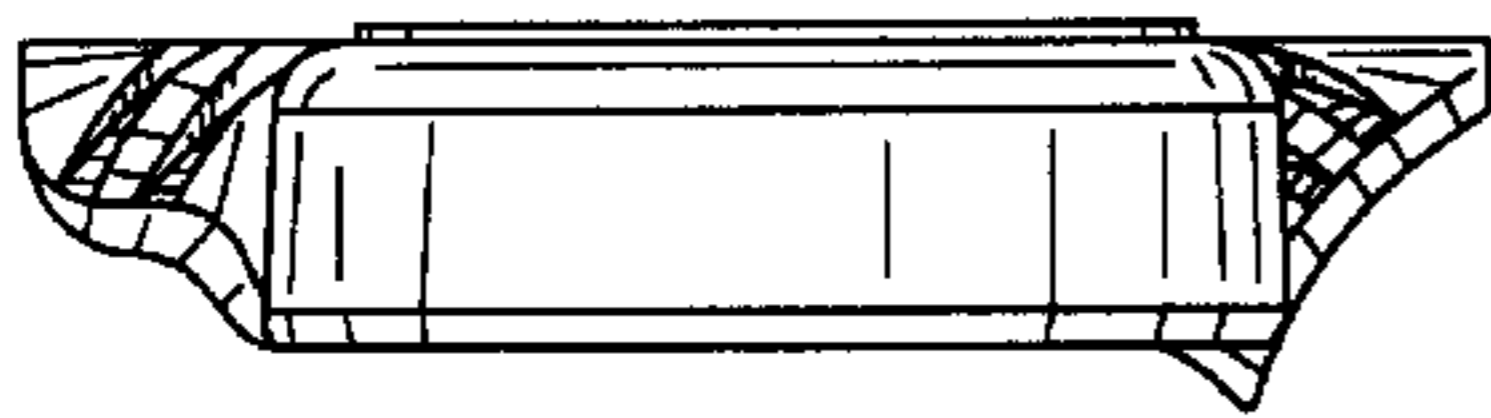


FIG. 2

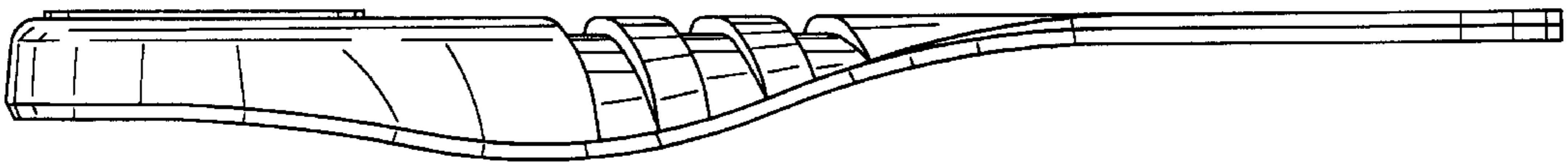


FIG. 3

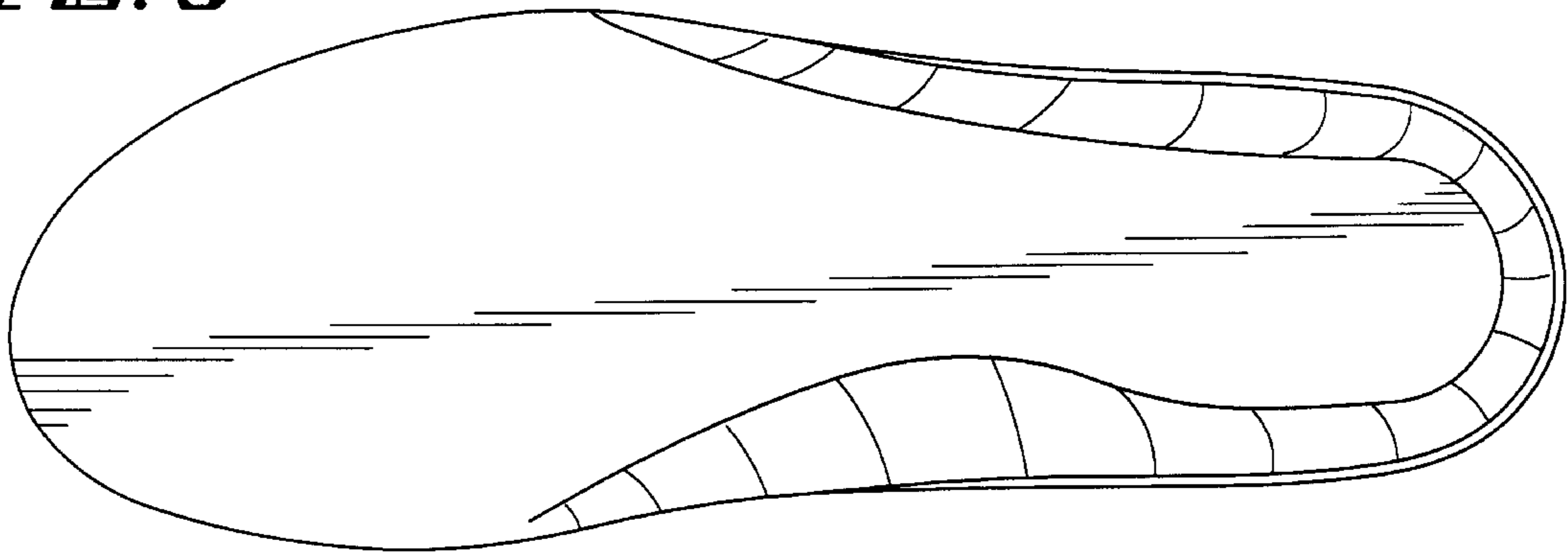


FIG. 4

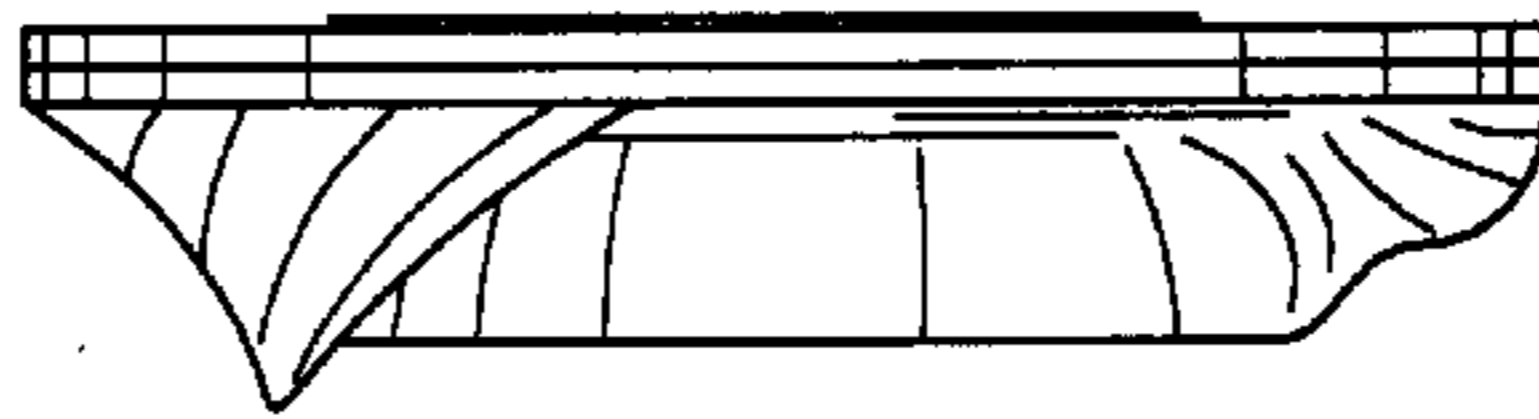


FIG. 5

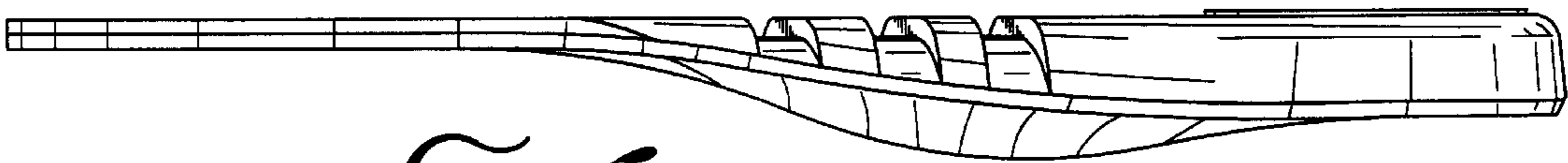


FIG. 6

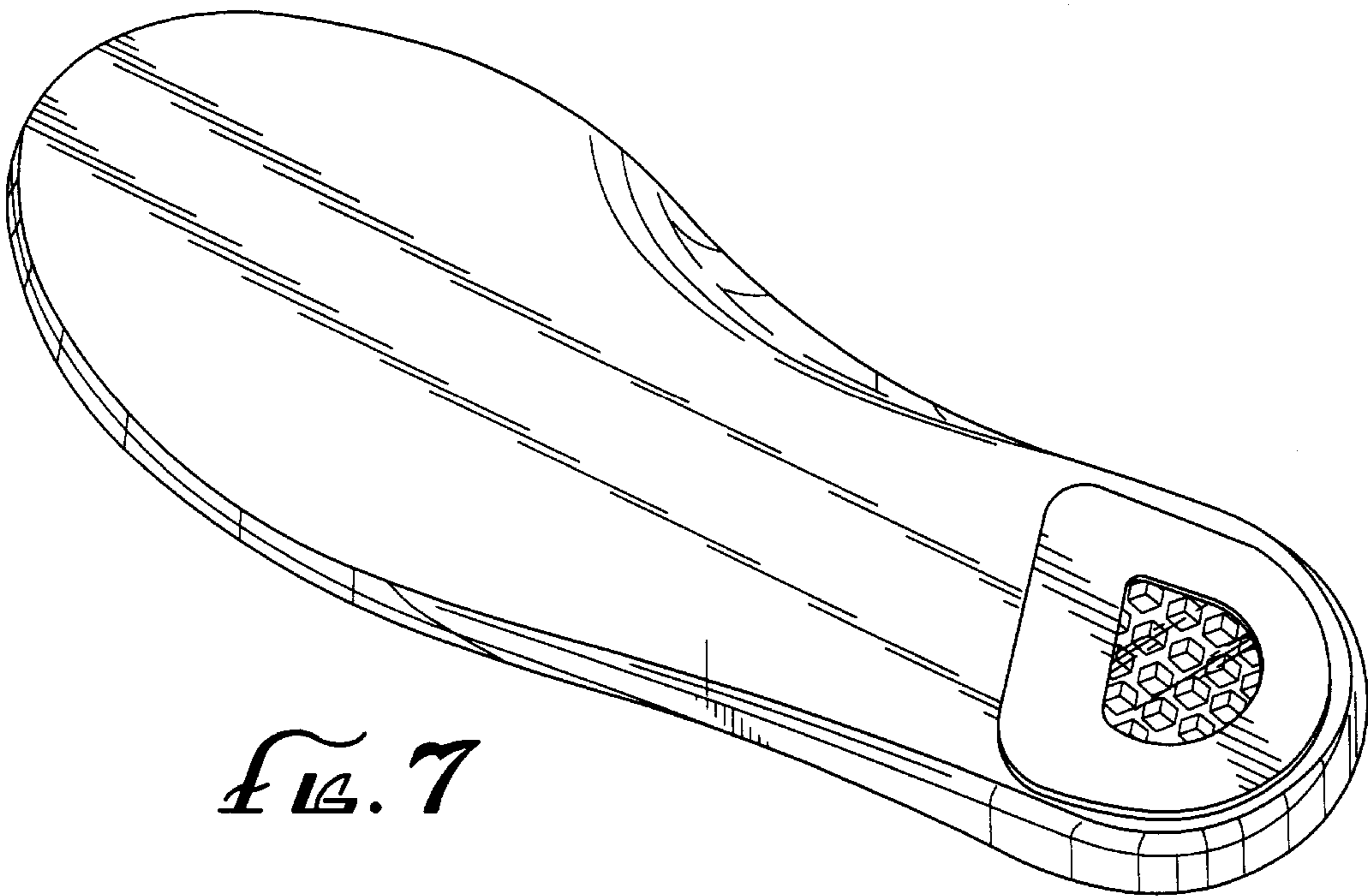


FIG. 7

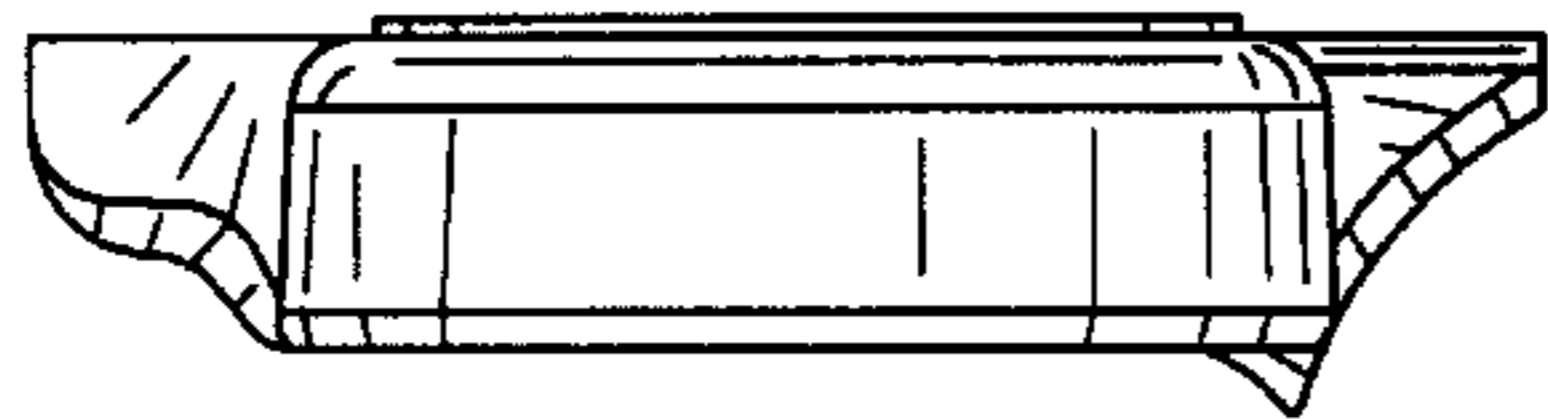


Fig. 8




Fig. 9

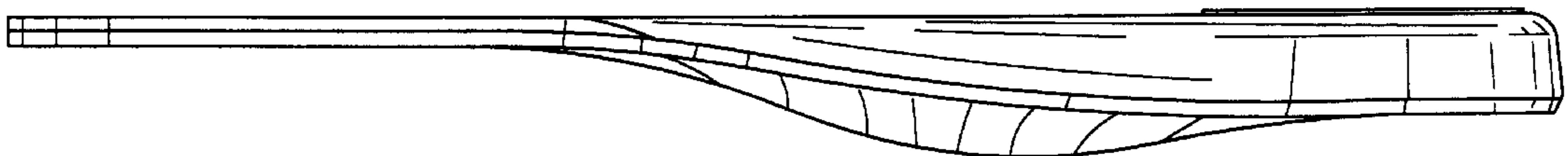


Fig. 10