



US00D403841S

# United States Patent [19] Drone

[11] **Patent Number: Des. 403,841**

[45] **Date of Patent: \*\*Jan. 12, 1999**

[54] **ILLUMINATED HEADBAND**

[76] Inventor: **Harry Drone**, 3615 Blue Ridge Ext.,  
Apt. 2, Kansas City, Mo. 64130

[\*\*] Term: **14 Years**

[21] Appl. No.: **80,508**

[22] Filed: **Dec. 10, 1997**

[51] **LOC (6) Cl. .... 02-07**

[52] **U.S. Cl. .... D2/894**

[58] **Field of Search** ..... D2/865, 894, 627,  
D2/628; D30/152; D29/100, 101; 362/103,  
105, 106, 108; 2/171, 181, 195.1, 311,  
338, 159, 160, DIG. 11; D10/110, 111

[56] **References Cited**

**U.S. PATENT DOCUMENTS**

D. 329,394	9/1992	Parsons et al. ....	D10/111
D. 335,763	5/1993	Jacob .....	D2/627
D. 375,612	11/1996	Elder .....	D2/894
3,944,803	3/1976	Chao .....	362/108
4,365,354	12/1982	Sullivan .....	2/171 X
4,517,685	5/1985	Lesley .....	2/171

4,523,258	6/1985	Morse et al. ....	362/108
4,849,863	7/1989	Gallegos .....	362/108
5,630,382	5/1997	Barbere et al. ....	362/108 X

*Primary Examiner*—Paula A. Mortimer  
*Attorney, Agent, or Firm*—Shook, Hardy & Bacon, L.L.P.

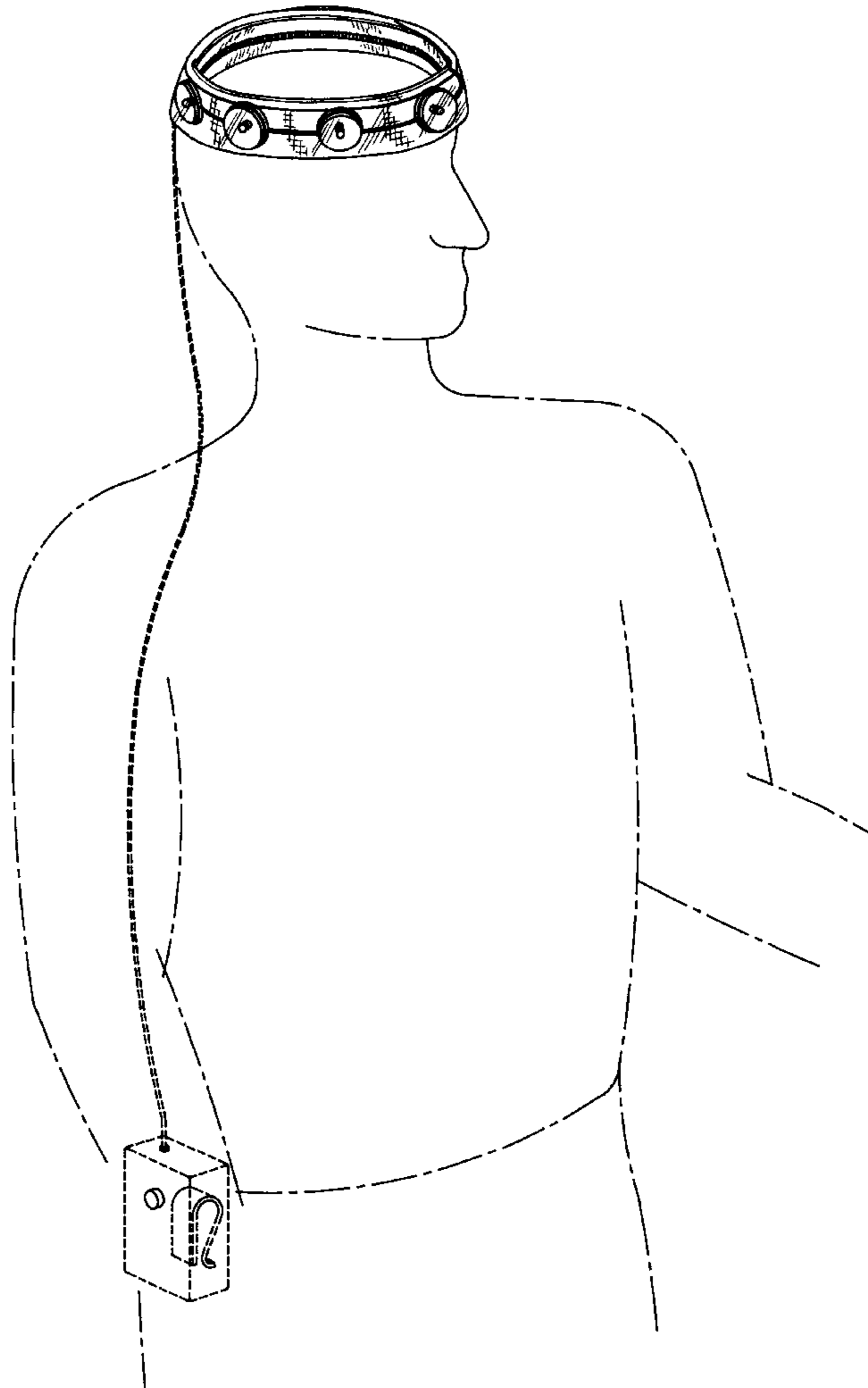
[57] **CLAIM**

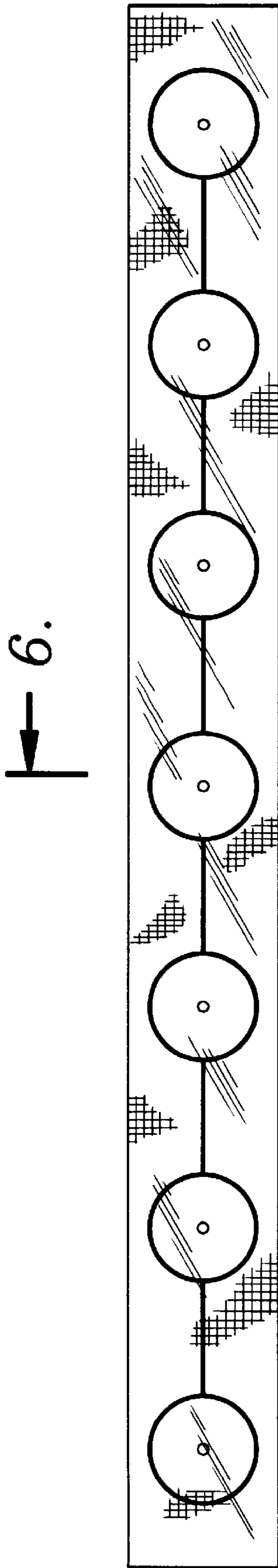
The ornamental design for an illuminated headband, as shown and described.

**DESCRIPTION**

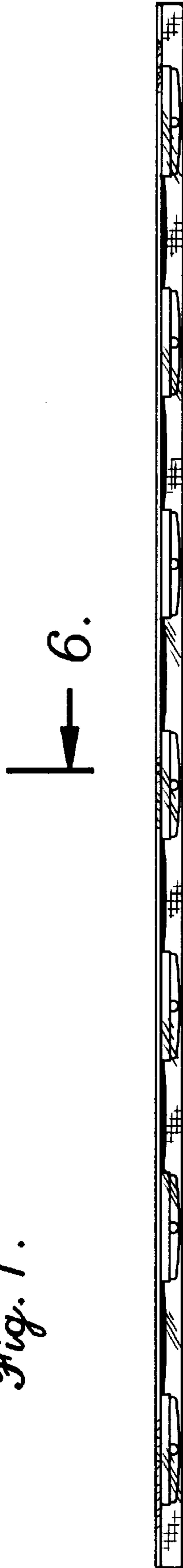
FIG. 1 is a front elevational view of an illuminated headband showing my new design;  
FIG. 2 is a top elevational view thereof;  
FIG. 3 is a rear elevational view thereof;  
FIG. 4 is an end elevational view thereof;  
FIG. 5 is a perspective view thereof showing the headband as proposed to be worn by a wearer; and,  
FIG. 6 is a sectional view taken along line 6—6 of FIG. 1. The broken line showing of the human form, cord, battery pack, and clip in FIG. 5 is for illustrative purposes only and forms no part of the claimed design.

**1 Claim, 2 Drawing Sheets**

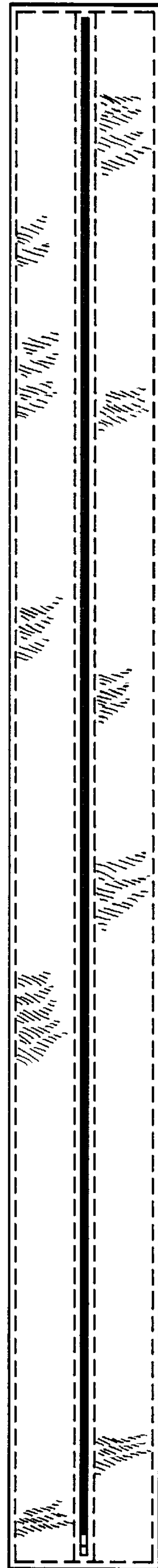




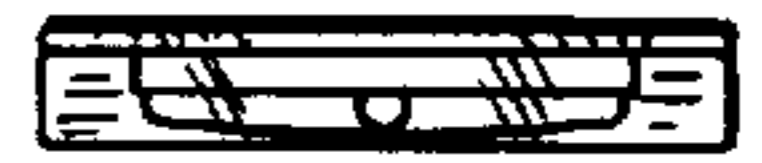
*Fig. 1.*



*Fig. 2.*



*Fig. 3.*



*Fig. 4.*

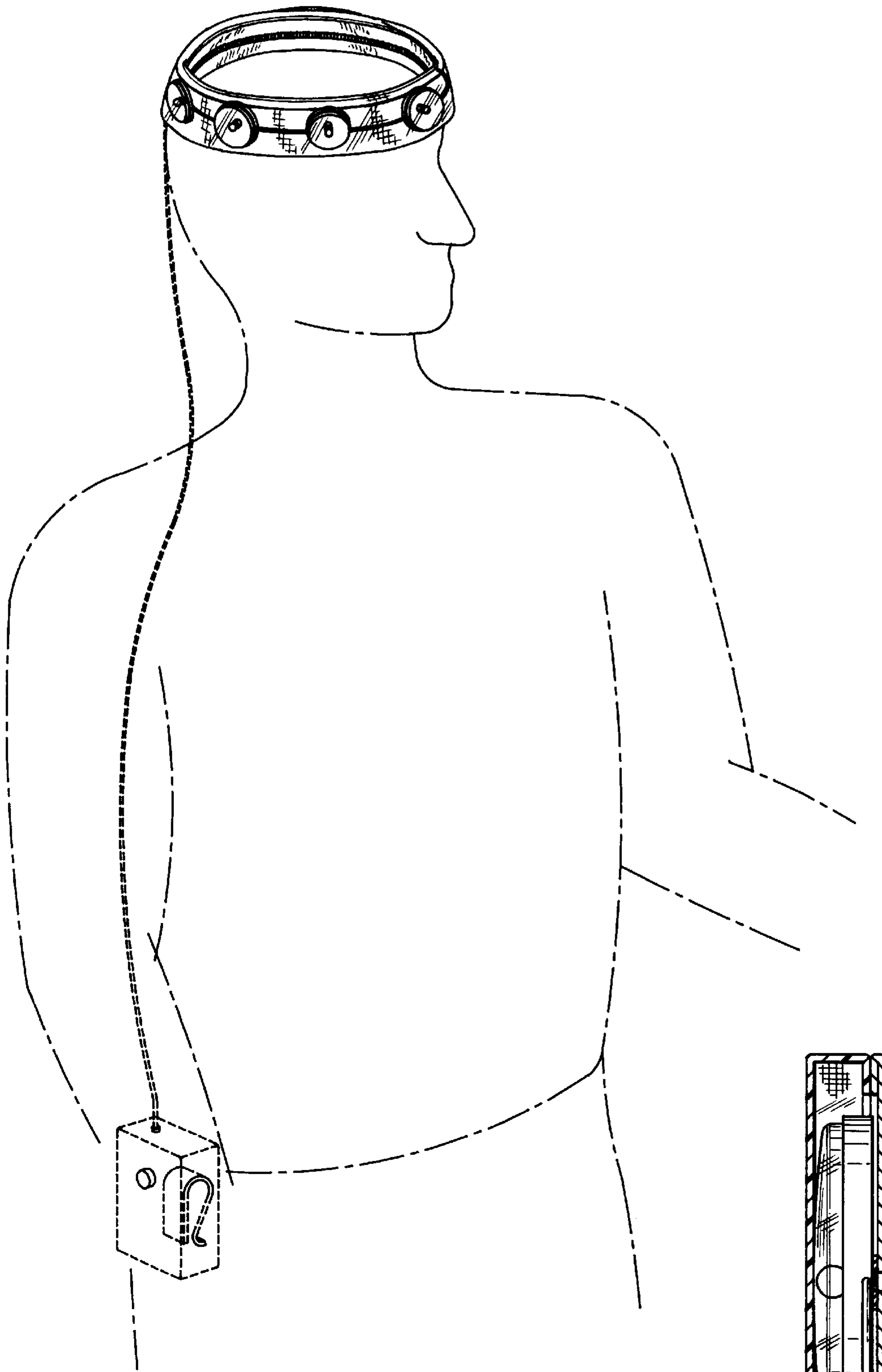


Fig. 5.



Fig. 6.