



US00D403831S

# United States Patent [19] Dabney-Bynum

[11] **Patent Number: Des. 403,831**  
[45] **Date of Patent: \*\*Jan. 5, 1999**

[54] **HAND HELD DUSTER**

[76] Inventor: **Ella Dabney-Bynum**, 1312 Roosevelt Blvd., Portsmouth, Va. 23701

[\*\*] Term: **14 Years**

[21] Appl. No.: **78,145**

[22] Filed: **Oct. 22, 1997**

[51] **LOC (6) Cl. .... 08-05**

[52] **U.S. Cl. .... D35/40; D4/135; D35/49**

[58] **Field of Search .... D32/35, 40, 49; D4/128, 130, 132, 124, 135; 15/189, 207, 160, 159.1**

[56] **References Cited**

**U.S. PATENT DOCUMENTS**

4,151	10/1845	Marchbank	15/207
D. 4,718	3/1871	Whiting's	D4/135
33,686	11/1861	Towers	15/207 X
D. 35,529	12/1901	McDonnell	.
D. 85,251	9/1931	Lynde	D4/132
98,158	12/1869	Furnald, Jr.	15/207
D. 116,072	8/1939	Weil	.
D. 169,248	4/1953	Fogarty	D4/124
172,635	1/1876	Lanyon	15/207
D. 249,600	9/1978	Bowman	D4/135
D. 252,696	8/1979	Mushkin	D4/135 X

D. 258,241	2/1981	Takada et al.	D4/135
D. 304,392	11/1989	Reich	D4/135
D. 311,279	10/1990	Lin	D4/135
573,711	12/1896	Schuck	15/112 X

**FOREIGN PATENT DOCUMENTS**

21197 of 1883 Germany ..... 15/207

*Primary Examiner*—Susan J. Lucas  
*Assistant Examiner*—Cynthia E. Ramirez

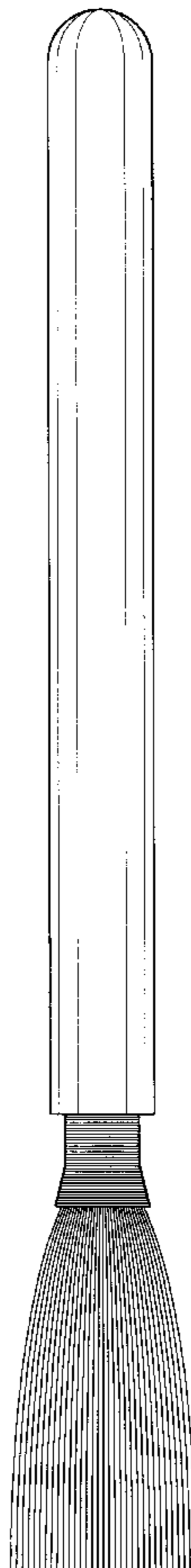
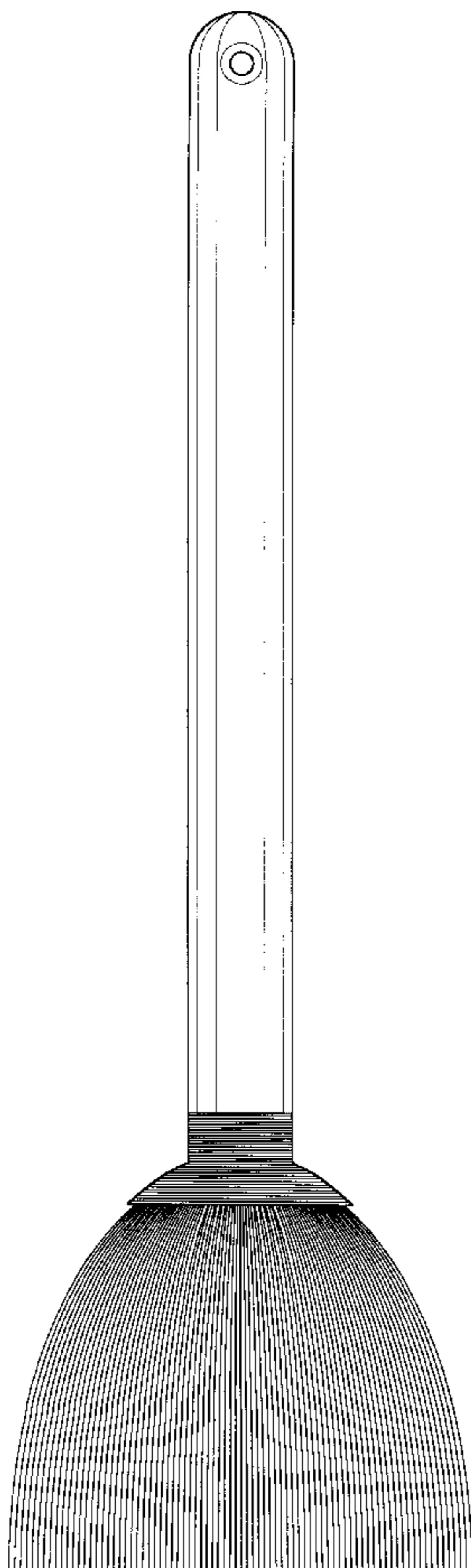
[57] **CLAIM**

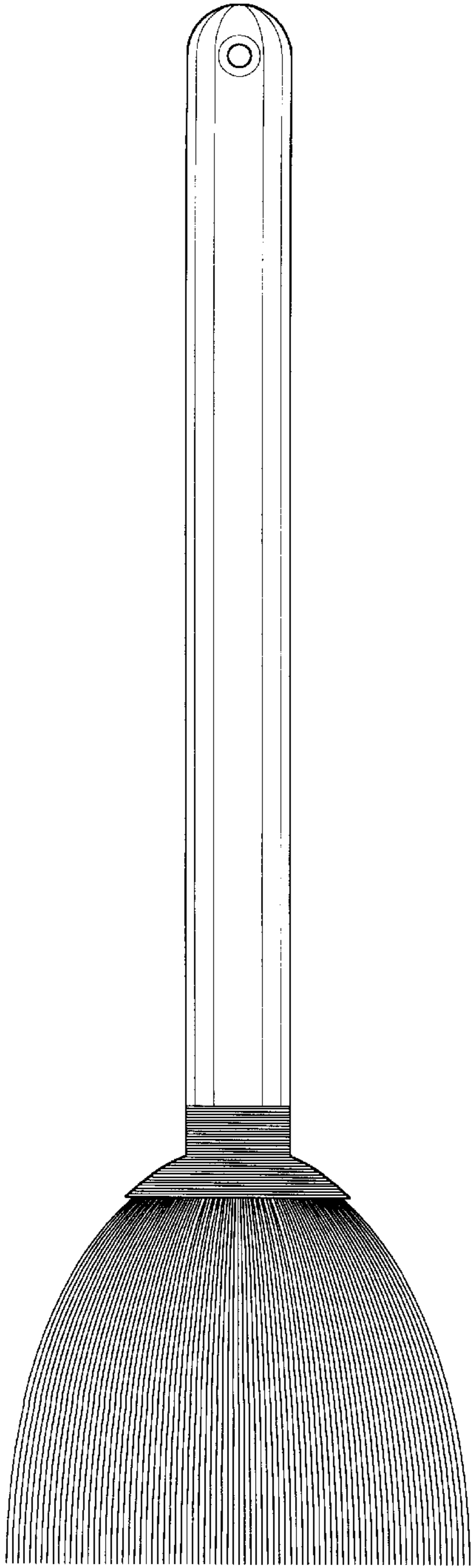
The ornamental design for a hand held duster, as shown.

**DESCRIPTION**

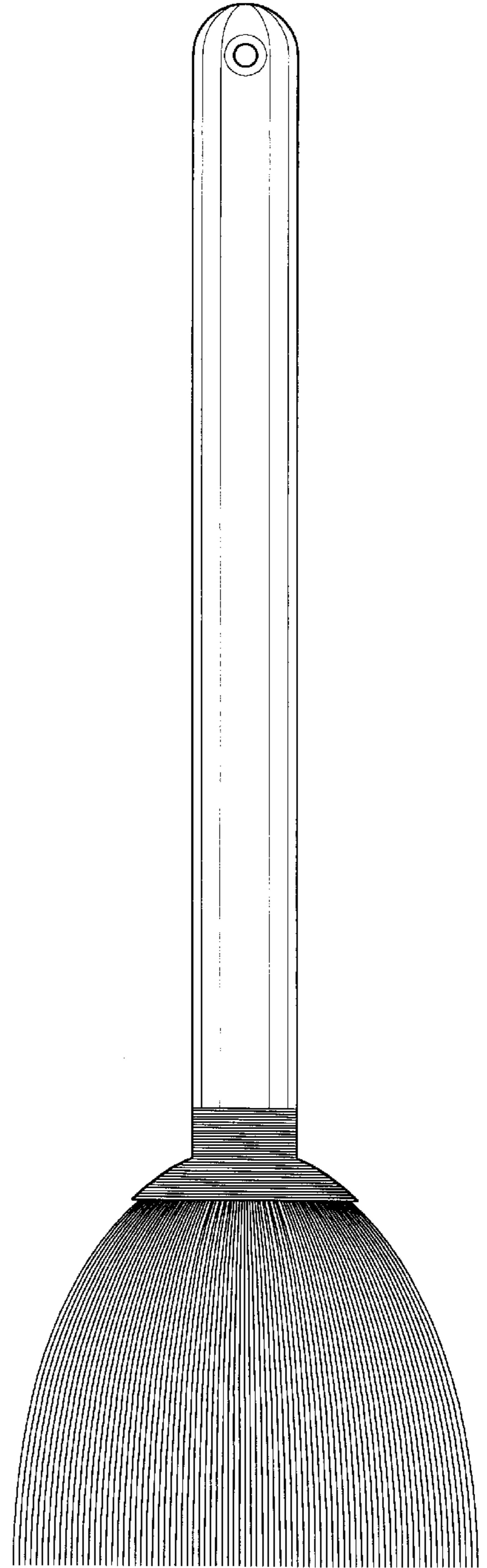
FIG. 1 is a front elevational view of the hand held duster of the present invention;  
FIG. 2 is a back elevational view of the hand held duster of FIG. 1;  
FIG. 3 is a left side elevational view of the hand held duster of FIG. 1;  
FIG. 4 is a right side elevational view of the hand held duster of FIG. 1;  
FIG. 5 is a top plan view of the hand held duster of FIG. 1; and,  
FIG. 6 is a bottom plan view of the hand held duster of FIG. 1.

**1 Claim, 3 Drawing Sheets**

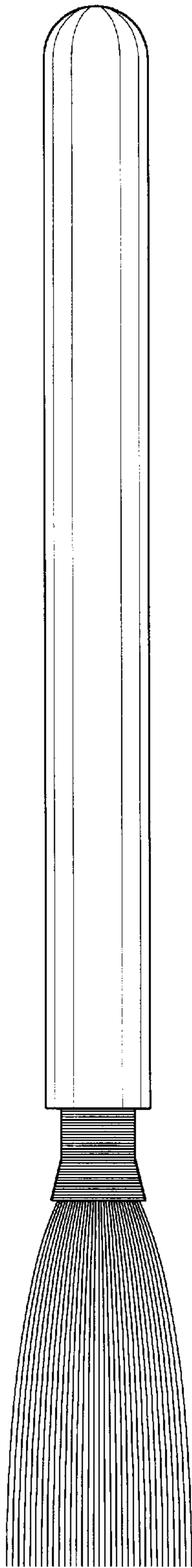




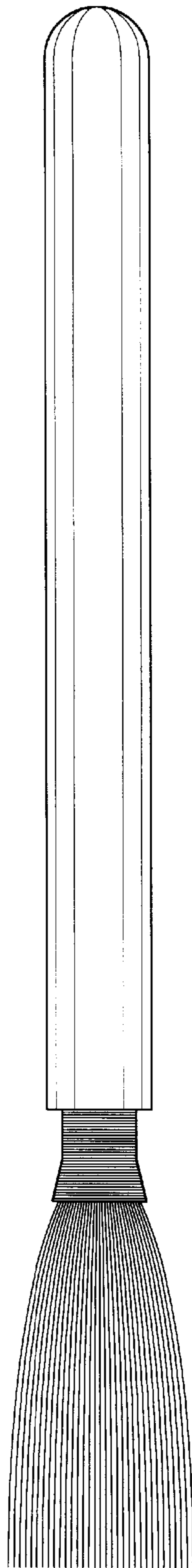
*Fig. 1*



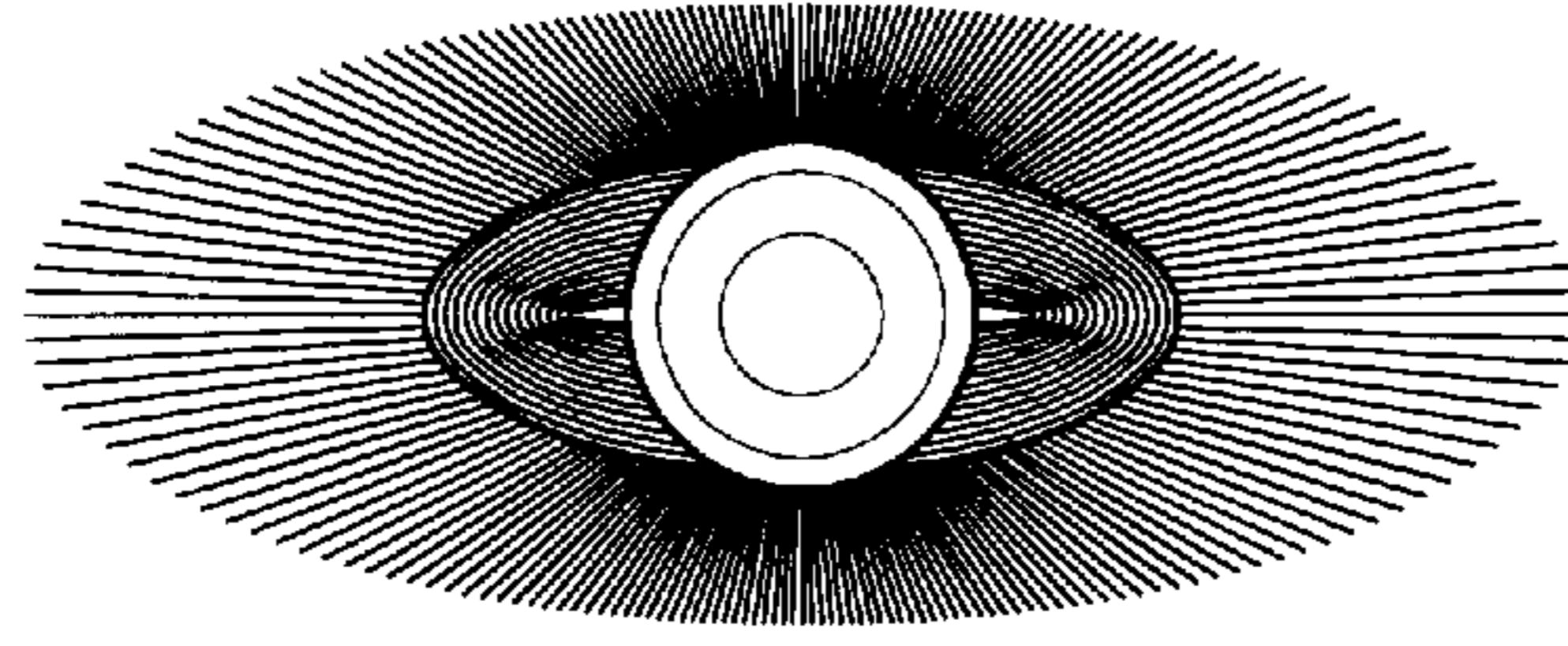
*Fig. 2*




*Fig. 3*



*Fig. 4*



*Fig. 5*



*Fig. 6*