



US00D403830S

United States Patent [19]

[11] Patent Number: **Des. 403,830**

Apps et al.

[45] Date of Patent: ****Jan. 5, 1999**

[54] **PALLET**

[75] Inventors: **William P. Apps**, Alpharetta, Ga.; **Jeff Wilkerson**, Grapevine, Tex.

[73] Assignee: **Rehrig-Pacific Company, Inc.**, Los Angeles, Calif.

[**] Term: **14 Years**

[21] Appl. No.: **81,723**

[22] Filed: **Jan. 8, 1998**

[51] **LOC (6) Cl.** **09-08**

[52] **U.S. Cl.** **D34/38**

[58] **Field of Search** D34/28, 38; 108/51.11, 108/53.1, 56.1, 56.3

3,602,157	8/1971	Cohen et al. .	
3,651,769	3/1972	Foley .	
3,654,874	4/1972	Skinner .	
3,678,868	7/1972	Hirota .	
3,710,733	1/1973	Story .	
3,878,796	4/1975	Morrison .	
4,051,787	10/1977	Nishitani et al. .	
4,103,857	8/1978	Levenhagen .	
4,183,491	1/1980	Sanders et al. .	
4,287,836	9/1981	Aoki .	
4,316,419	2/1982	Cupido .	
4,403,555	9/1983	Forrest .	
4,597,338	7/1986	Kreeger	D34/38
5,197,395	3/1993	Pigott et al. .	

FOREIGN PATENT DOCUMENTS

27 33 457 2/1979 Germany .

Primary Examiner—Alan P. Douglas
Assistant Examiner—Robin V. Taylor
Attorney, Agent, or Firm—Banner & Witcoff, Ltd.

[56] References Cited

U.S. PATENT DOCUMENTS

D. 221,636	8/1971	Moses et al.	D34/38
D. 226,844	5/1973	Box	D34/38
D. 231,096	4/1974	Adam .	
D. 232,019	7/1974	Rehrig et al. .	
D. 242,336	11/1976	Steinlein	D34/38
D. 246,296	11/1977	Fujii et al. .	
D. 346,681	5/1994	Pigott et al. .	
D. 347,511	5/1994	Pigot et al. .	
D. 371,882	7/1996	Kristoffersson .	
D. 374,537	10/1996	De Bruyn	D34/38
2,544,657	3/1951	Cushman .	
2,699,912	1/1955	Cushman .	
3,126,843	3/1964	DeLaney .	
3,307,504	3/1967	Cloyd et al. .	
3,467,032	9/1969	Rowlands et al. .	

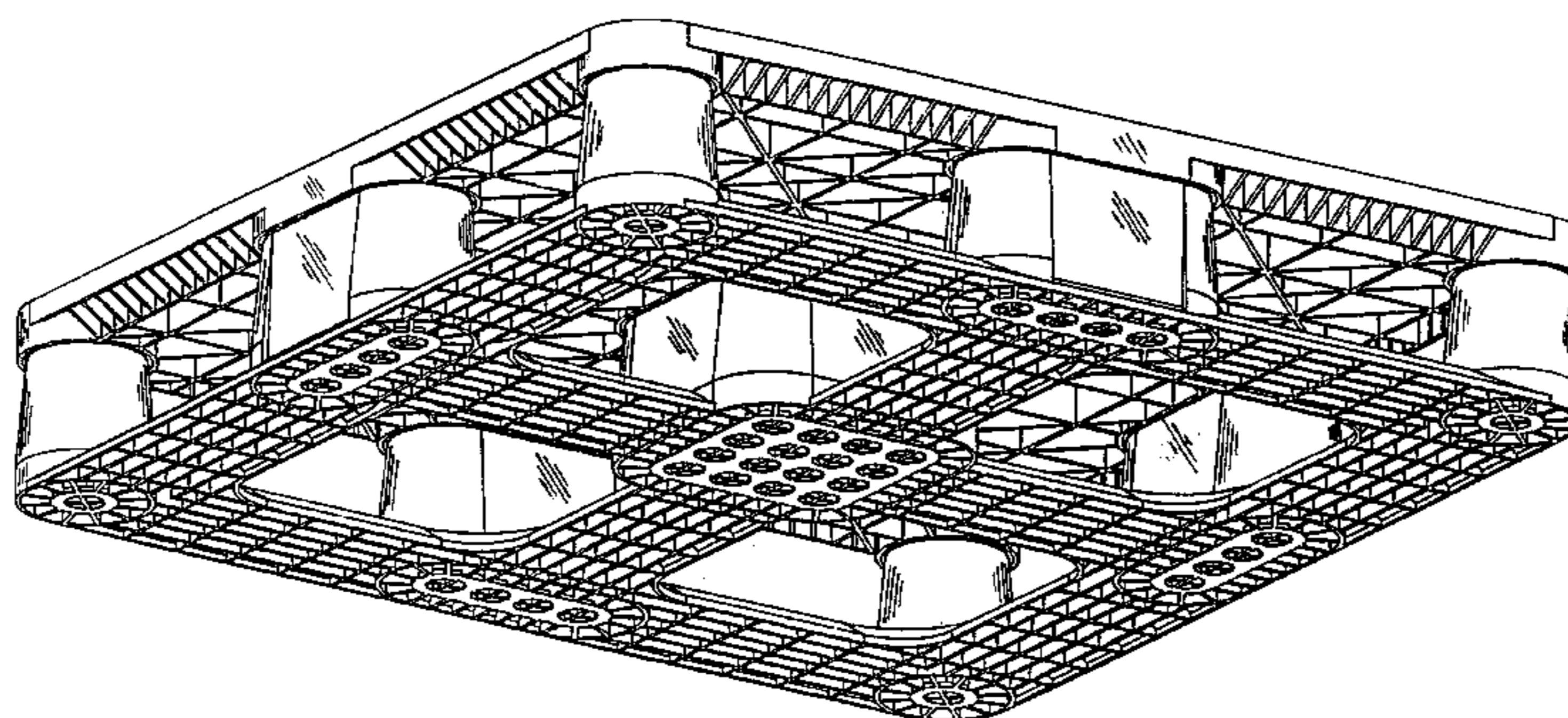
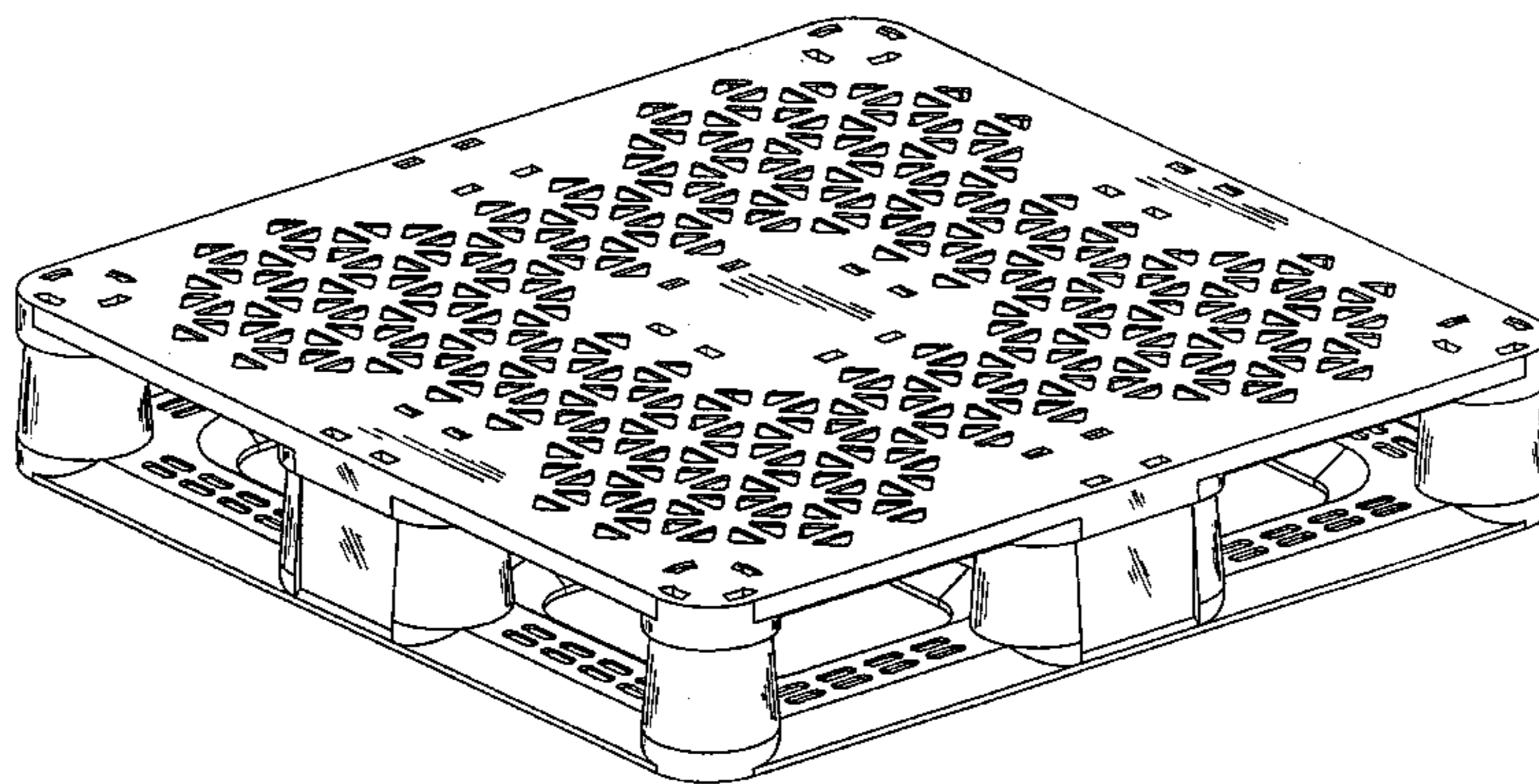
[57] CLAIM

The ornamental design for a pallet, as shown and described.

DESCRIPTION

FIG. 1 is a top perspective view of a pallet embodying the new design, showing the top and two sides thereof; FIG. 2 is a bottom perspective view of the pallet, showing the underside and two sides thereof; FIG. 3 is a top plan view of the pallet; FIG. 4 is a bottom plan view thereof; and, FIG. 5 is a side elevational view thereof, all of the sides being identical.

1 Claim, 5 Drawing Sheets



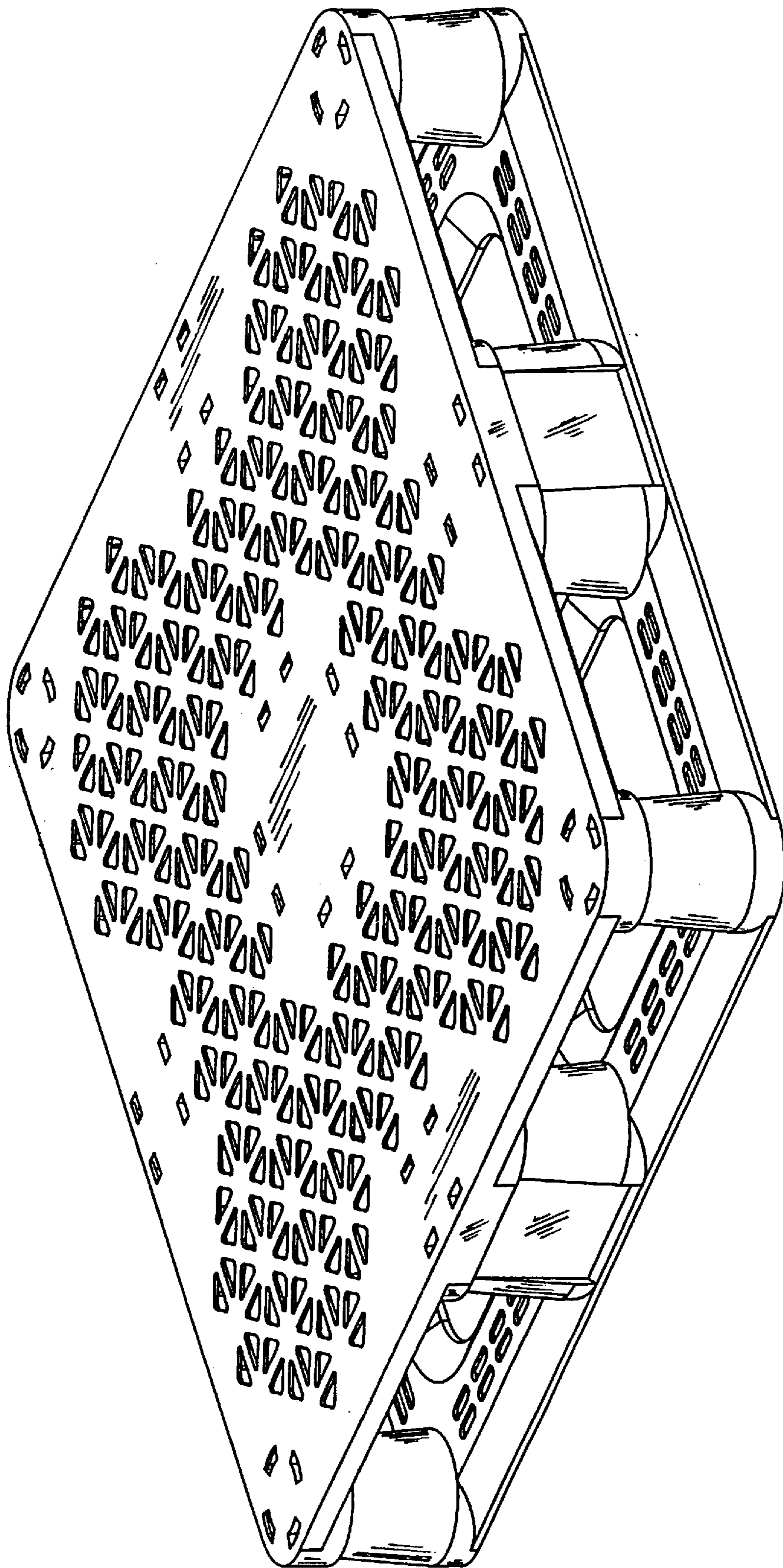


Fig. 1

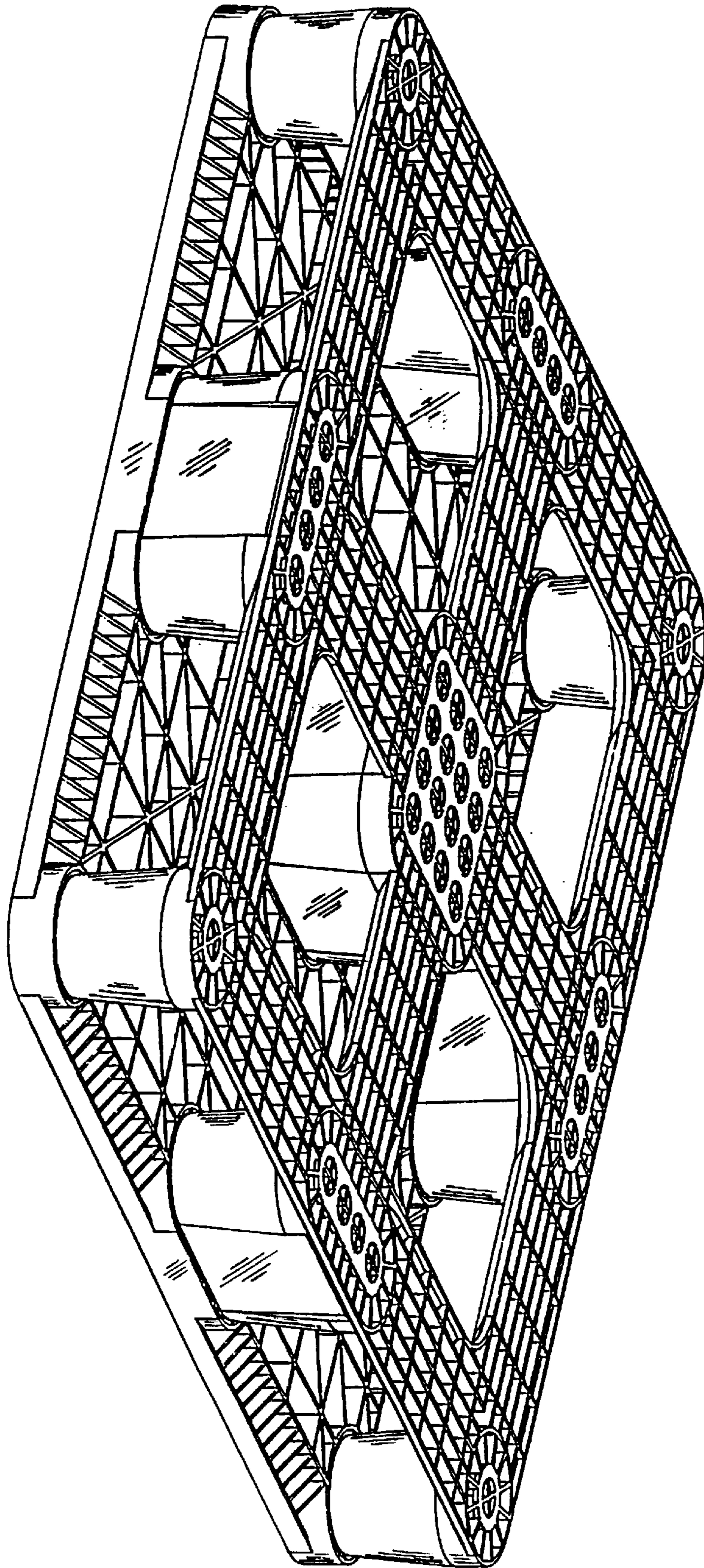


Fig. 2

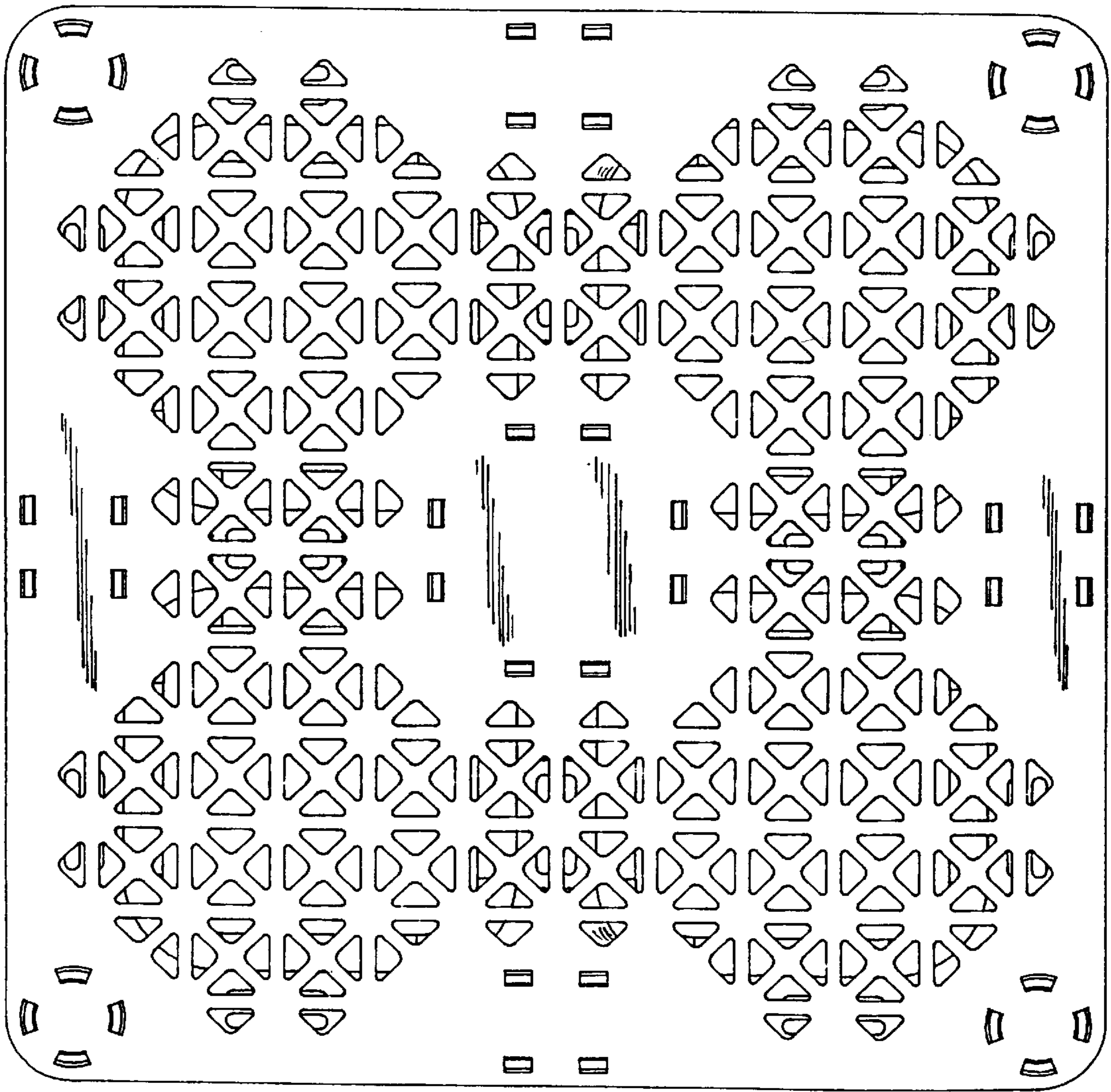


Fig. 3

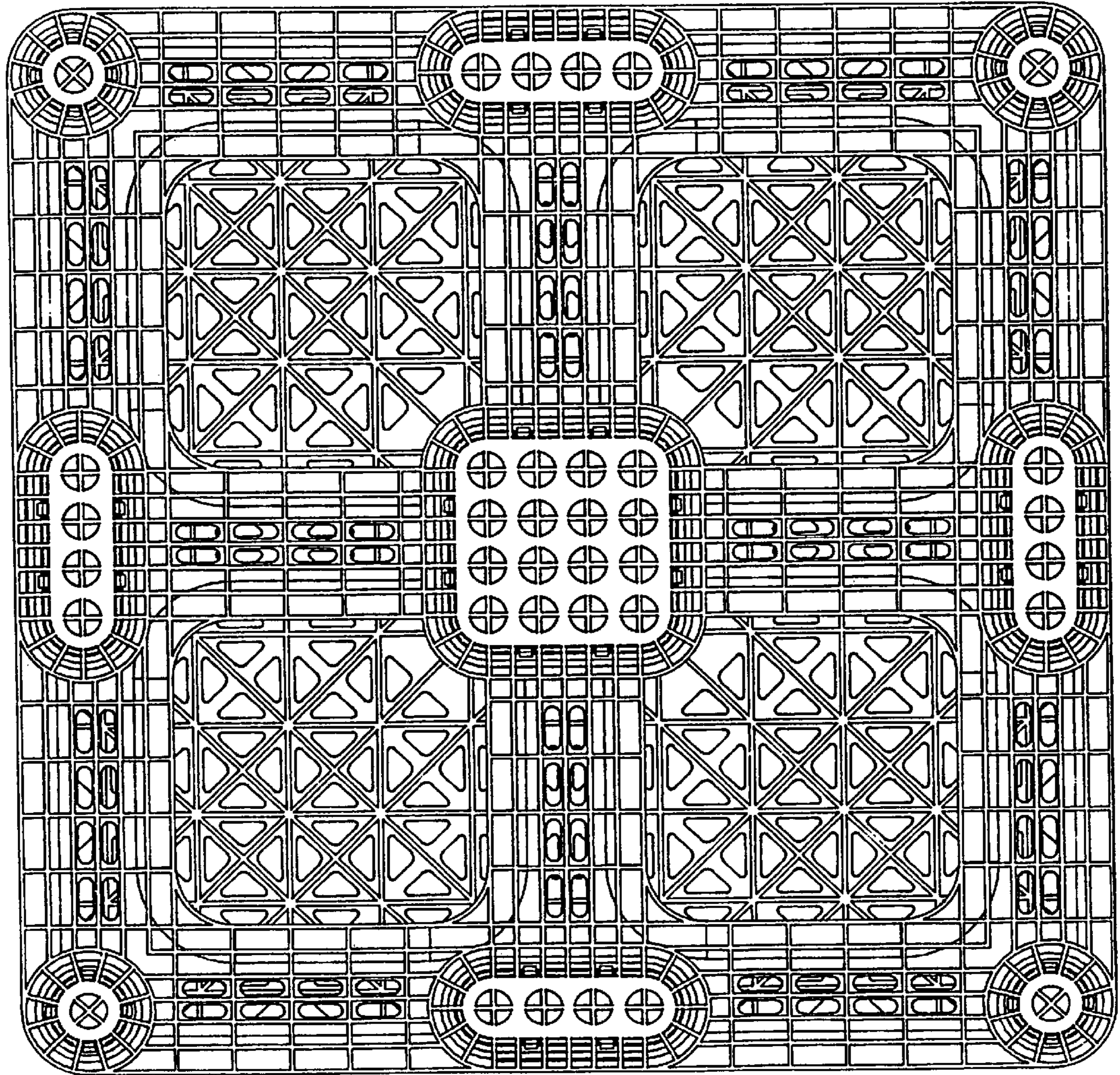


Fig. 4

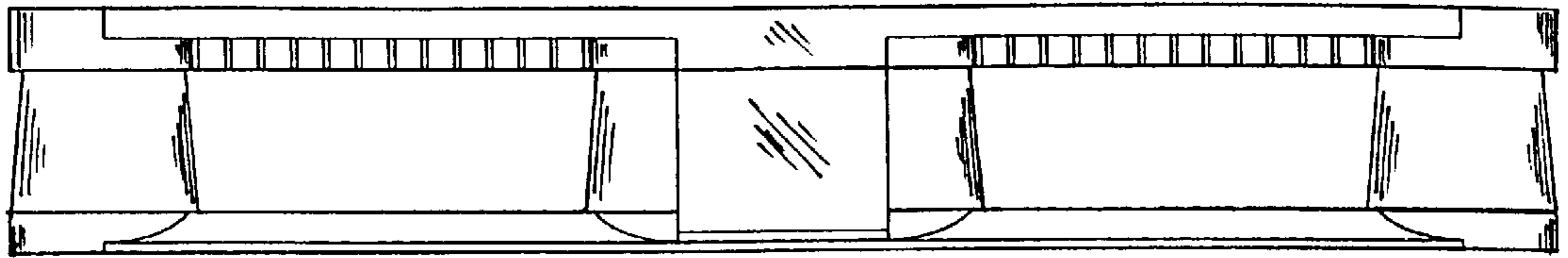


Fig. 5