



US00D403815S

United States Patent [19]
Inerbickler

[11] **Patent Number: Des. 403,815**

[45] **Date of Patent: **Jan. 5, 1999**

[54] **LOTTERY TICKET SCRAPER**

[75] Inventor: **Robert J. Inerbickler**, 711 Old Canyon Rd., #178, Fremont, Calif. 94536

[73] Assignee: **Robert J. Inerbickler**, Fremont, Calif.

[**] Term: **14 Years**

[21] Appl. No.: **50,173**

[22] Filed: **Feb. 9, 1996**

[51] **LOC (6) Cl. 08-05**

[52] **U.S. Cl. D32/46; D32/42; D3/208**

[58] **Field of Search** 15/236.01, 105,
15/236.02, 237, 236.07, 236.05, 245.1;
D32/40, 46, 35, 43, 49, 47, 48; 30/169;
D8/14, 16, 45, 40; D7/696, 688; D3/207,
208, 210, 211

[56] **References Cited**

U.S. PATENT DOCUMENTS

D. 308,757 6/1990 Sanford D3/208

338,449	3/1886	Teller	30/169 X
1,453,517	5/1923	Penksa	40/299 X
3,178,747	4/1965	Peterson .	
3,516,106	6/1970	Roefaro	30/169 X
5,075,916	12/1991	Englehart	15/105 X
5,454,567	10/1995	Adell	D3/208 X
5,467,499	11/1995	Blouin	15/236.05

Primary Examiner—Susan J. Lucas

Assistant Examiner—Cynthia E. Ramirez

[57] **CLAIM**

The ornamental design for a lottery ticket scraper, as shown.

DESCRIPTION

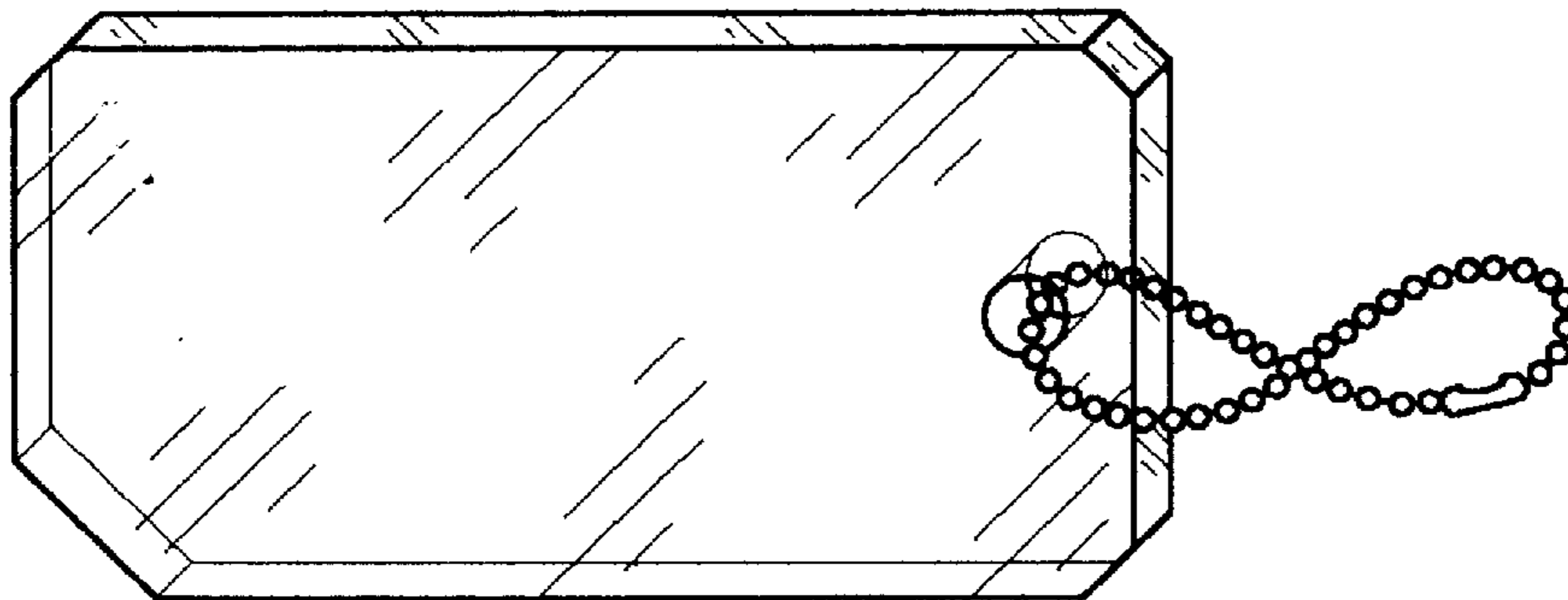
FIG. 1 is a perspective view;

FIG. 2 is a top view;

FIG. 3 is a front view; and,

FIG. 4 is a left end view.

1 Claim, 1 Drawing Sheet






FIG 1

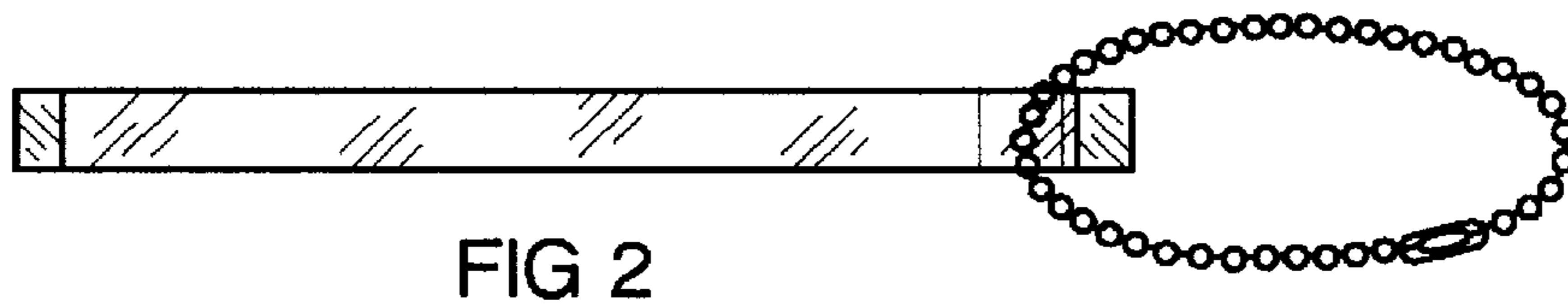


FIG 2

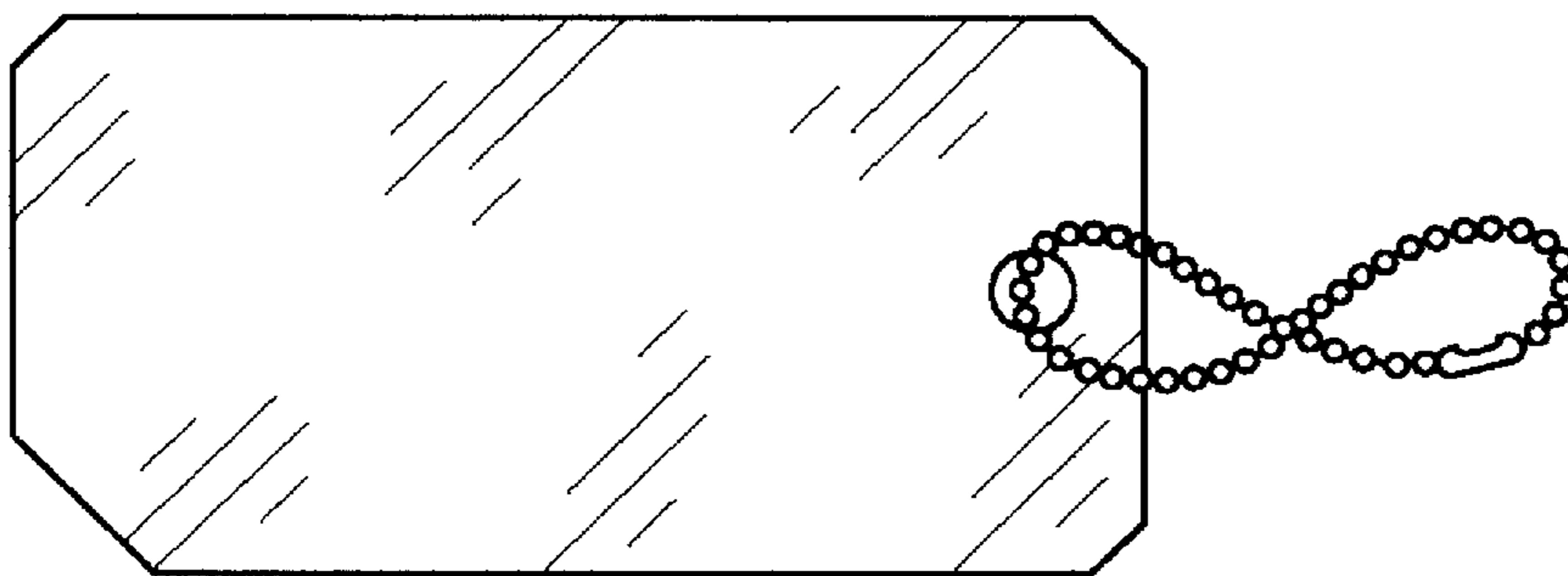


FIG 3

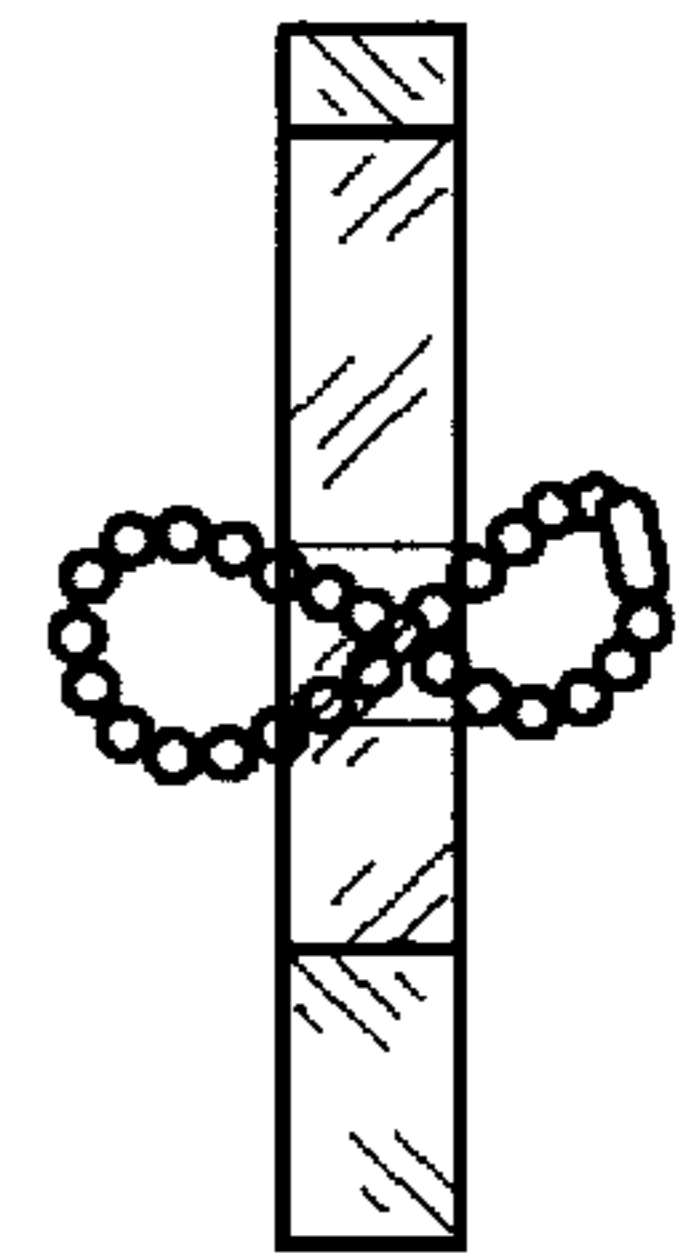


FIG 4