



US00D403803S

**United States Patent** [19]  
**Alger**

[11] **Patent Number:** **Des. 403,803**

[45] **Date of Patent:** **\*\*Jan. 5, 1999**

[54] **TURN SIGNAL LIGHT COVER FOR A VEHICLE**

D. 186,721 11/1959 Walker ..... D26/139  
D. 302,355 7/1989 Smith et al. .... D26/139  
D. 375,568 11/1996 Matthies ..... D26/139

[76] Inventor: **Craig N. Alger**, 312 Otterson Dr., Suite H, Chico, Calif. 95928

*Primary Examiner*—Marcus A. Jackson

[\*\*] Term: **14 Years**

[57] **CLAIM**

[21] Appl. No.: **63,424**

The ornamental design for a turn signal light cover for a vehicle, as shown and described.

[22] Filed: **Dec. 9, 1996**

**DESCRIPTION**

[51] **LOC (6) Cl.** ..... **27-05**

[52] **U.S. Cl.** ..... **D26/139**

[58] **Field of Search** ..... D26/28-35, 139;  
D12/114; 362/61, 70, 71, 72, 80, 82, 83,  
329-340, 354, 359



FIG. 1 is a front plan view of a turn signal light cover for a vehicle showing my new design;  
FIG. 2 is a rear plan view thereof;  
FIG. 3 is a bottom end elevation view thereof;  
FIG. 4 is a top end elevation view thereof;  
FIG. 5 is a left side elevational view thereof; and,  
FIG. 6 is a right side elevation view there.

[56] **References Cited**

**U.S. PATENT DOCUMENTS**

D. 160,814 11/1950 Scott ..... D26/139

**1 Claim, 4 Drawing Sheets**






FIG. 1




FIG. 2



FIG. 3



FIG. 4




FIG. 5




FIG. 6