



US00D403768S

United States Patent [19]

Mark et al.

[11] **Patent Number: Des. 403,768**

[45] **Date of Patent: **Jan. 5, 1999**

[54] **FIBER TIP APPLICATOR**

[75] Inventors: **Phillip Mark**, Orlando, Fla.; **Robert W. Petrich**, Woodbury, Minn.; **Bruce R. Broyles**, Oakdale, Minn.; **Robert N. Rawson**, St. Paul, Minn.

[73] Assignee: **Minnesota Mining and Manufacturing Company**, St. Paul, Minn.

[**] Term: **14 Years**

[21] Appl. No.: **70,517**

[22] Filed: **May 9, 1997**

[51] **LOC (6) Cl.** **24-02**

[52] **U.S. Cl.** **D24/152; D4/114**

[58] **Field of Search** D24/152, 146, D24/133, 176, 180-182; D4/104, 111, 114, 127, 128; 15/244.1, 244.4; 433/141, 89, 90

[56] **References Cited**

U.S. PATENT DOCUMENTS

D. 158,114	4/1950	Marsh	D4/114
D. 377,216	1/1997	Mark	D24/152
D. 377,525	1/1997	Mark	D24/152
D. 378,235	2/1997	Mark	D24/152
550,763	12/1895	Osmun	401/198
3,221,360	12/1965	Seeman	15/537

3,230,574	1/1966	Kershaw	15/563
3,345,674	10/1967	De Groft	15/563
3,459,483	8/1969	Brastad	401/131
3,464,775	9/1969	Beal	401/199
3,818,911	6/1974	Fournier	128/269
5,097,853	3/1992	Nehashi	132/320
5,358,349	10/1994	Burroughs et al.	401/184

OTHER PUBLICATIONS

Package labels, undated, from Microbrush Corporation, 3M Company and Pro Motorcar Products Inc.

Primary Examiner—Louis S. Zarfaz
Assistant Examiner—Grejory Andoll
Attorney, Agent, or Firm—James D. Christoff

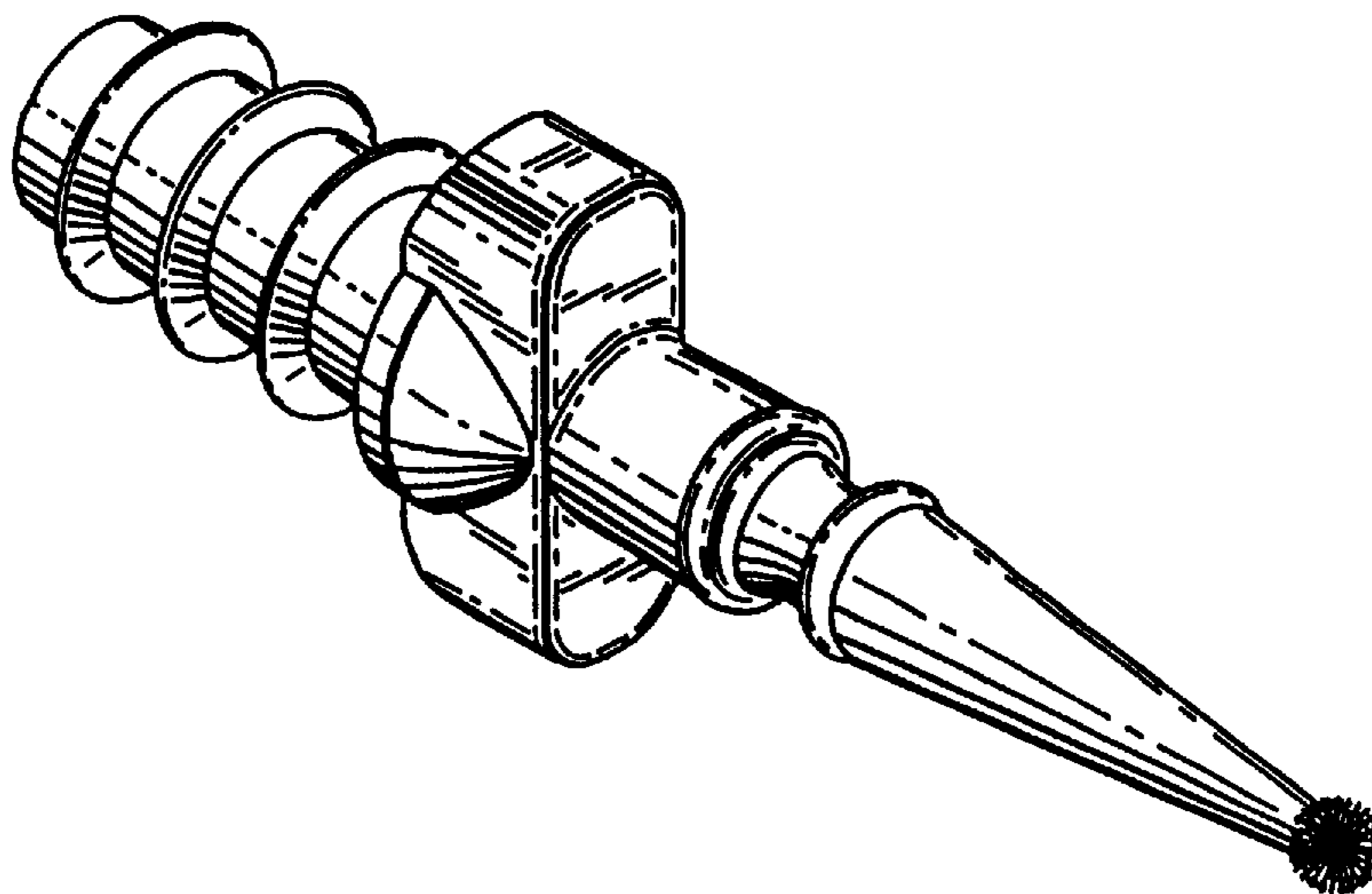
[57] **CLAIM**

The ornamental design for a fiber tip applicator, as shown and described.

DESCRIPTION

FIG. 1 is a top, front and left side perspective view of a fiber tip applicator showing our new design; FIG. 2 is a left side elevational view thereof, the right side being a mirror image of that shown; FIG. 3 is a top plan view thereof, the bottom being a mirror image of that shown; FIG. 4 is a front elevational view thereof; and, FIG. 5 is a rear elevational view thereof.

1 Claim, 1 Drawing Sheet



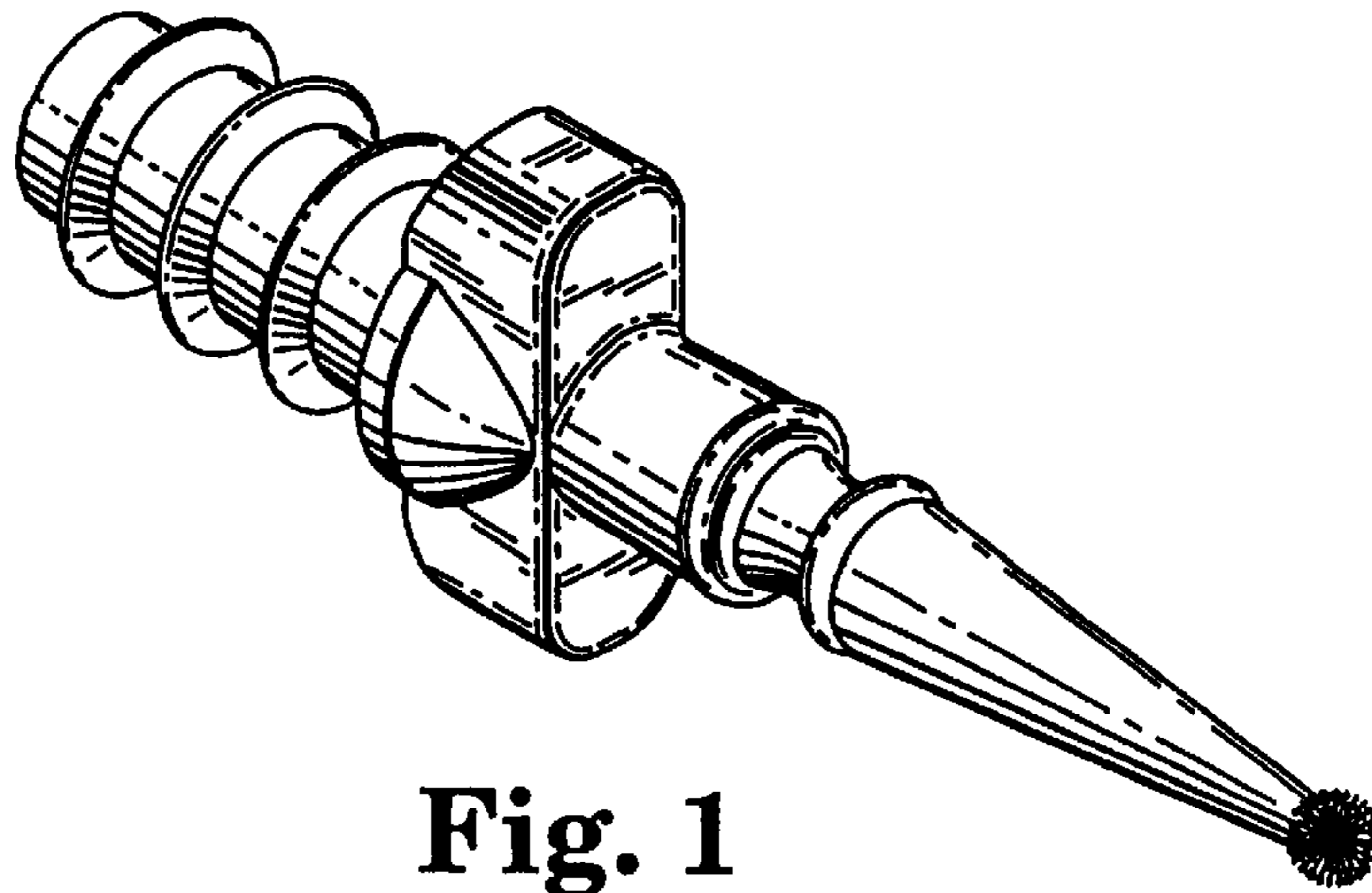


Fig. 1




Fig. 2

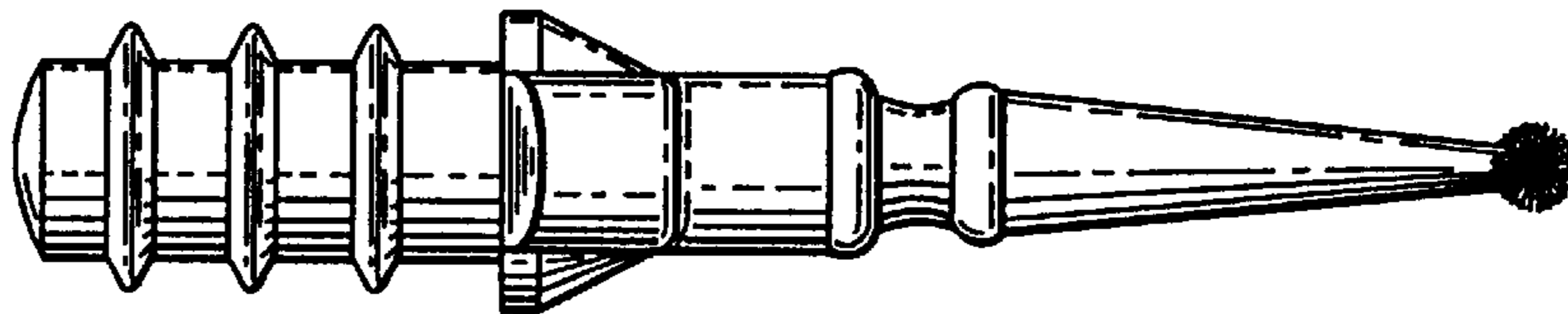


Fig. 3

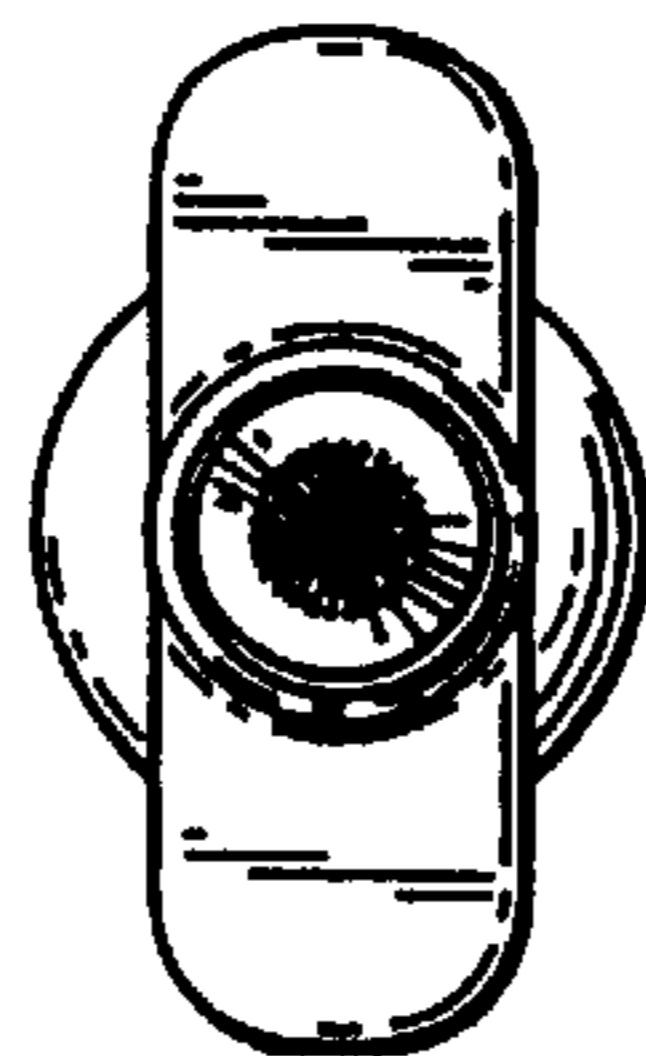


Fig. 4




Fig. 5