



US00D403762S

United States Patent [19]

Gabbard et al.

[11] Patent Number: **Des. 403,762**

[45] Date of Patent: ****Jan. 5, 1999**

[54] **COMBINED PLUNGER AND PLUNGER ROD ASSEMBLY FOR A SYRINGE**

[75] Inventors: **Mark E. Gabbard; Timothy J. Gabbard**, both of Salisbury, Md.; **John J. Niedospial, Jr.**, Burlington, N.J.

[73] Assignee: **Bracco Research USA**, Princeton, N.J.

[**] Term: **14 Years**

[21] Appl. No.: **81,186**

[22] Filed: **Dec. 24, 1997**

[51] **LOC (6) Cl.** **24-02**

[52] **U.S. Cl.** **D24/113; D24/114**

[58] **Field of Search** D24/111, 112, D24/113, 130, 114; 604/220, 221, 214, 240, 264, 228, 218, 187, 191, 193, 198, 263, 222, 225, 227, 110

[56] **References Cited**

U.S. PATENT DOCUMENTS

D. 203,730	2/1966	Coanda .	
D. 287,053	12/1986	Bucchianeri et al. .	
2,869,541	1/1959	Helmer et al. .	
3,253,592	5/1966	Peachmann .	
3,758,006	9/1973	Gravlee	222/323
3,834,387	9/1974	Bown	128/218

4,011,868	3/1977	Friend	128/218
4,543,093	9/1985	Christinger	604/228
4,936,315	6/1990	Lineback	604/187
5,026,356	6/1991	Smith	604/198
5,102,388	4/1992	Richmond	604/191 X
5,135,511	8/1992	Houghton et al.	604/220
5,205,825	4/1993	Allison et al.	604/220 X
5,222,944	6/1993	Harris	604/218 X
5,259,840	11/1993	Boris	604/218 X
5,282,792	2/1994	Imbert	604/227
5,314,415	5/1994	Liebert et al.	604/218
5,395,345	3/1995	Gross	604/218 X
5,411,488	5/1995	Pagay et al.	604/218

Primary Examiner—Freda Nunn
Assistant Examiner—Cynthia E. Ramirez
Attorney, Agent, or Firm—Imre Balogh

[57] **CLAIM**

The ornamental design for a combined plunger and plunger rod assembly for a syringe, as shown and described.

DESCRIPTION

FIG. 1 is a perspective view of a combined plunger and plunger rod assembly for a syringe;
FIG. 2 is a side elevational view thereof, all sides being equal;
FIG. 3 is a bottom plan view thereof; and,
FIG. 4 is a top plan view thereof.

1 Claim, 1 Drawing Sheet

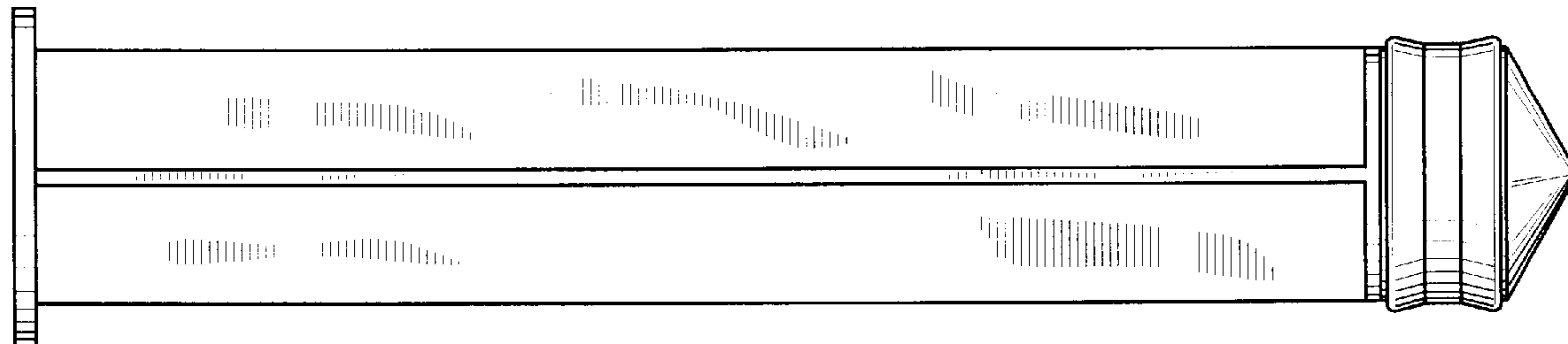


FIG. 1

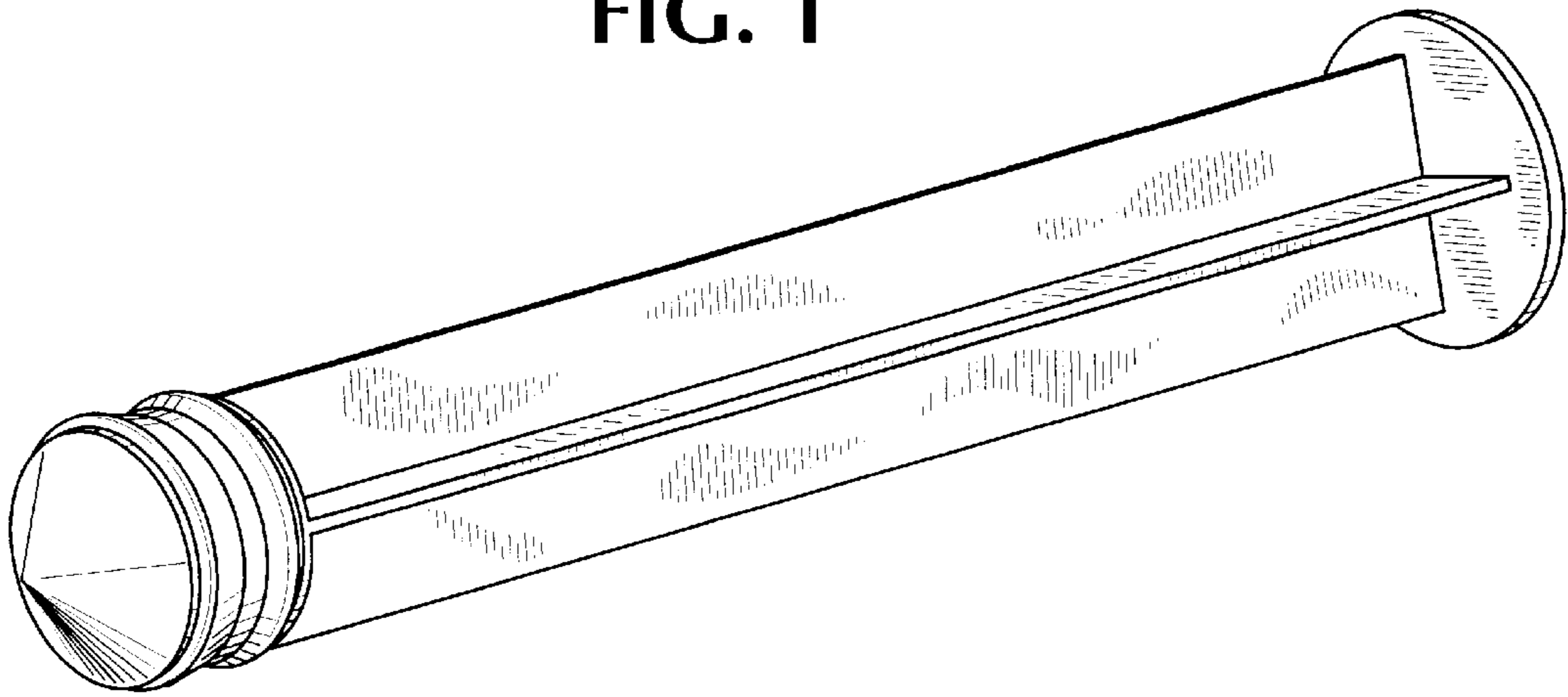


FIG. 2

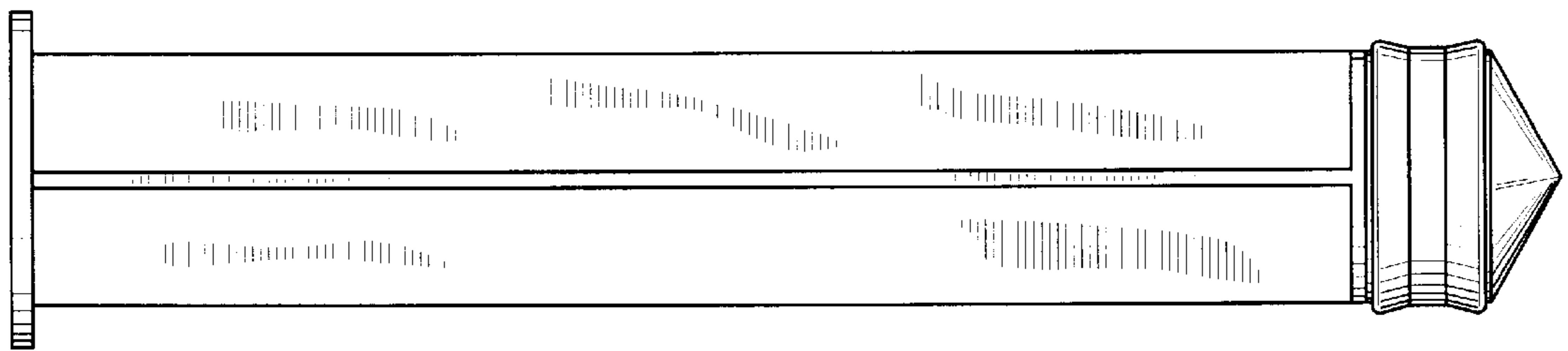


FIG. 3

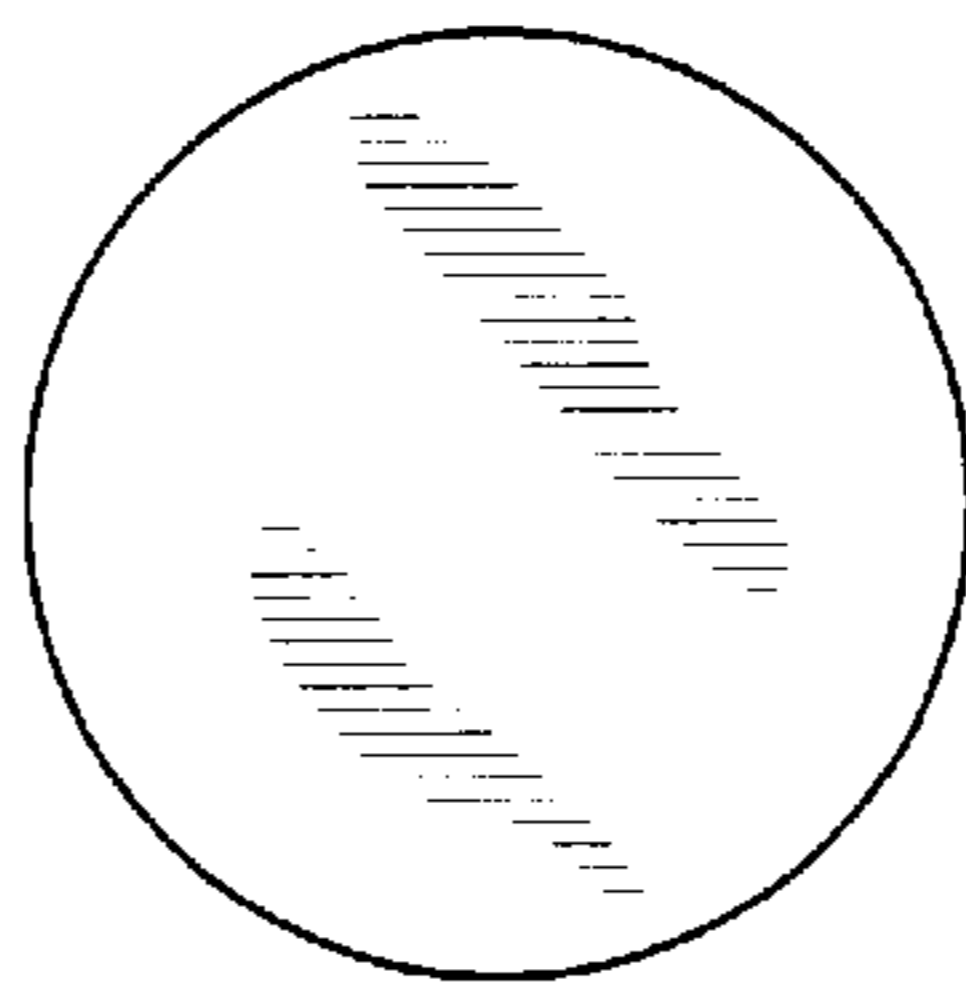


FIG. 4

