



US00D403741S

United States Patent [19]

[11] Patent Number: **Des. 403,741**

Rao et al.

[45] Date of Patent: ****Jan. 5, 1999**

[54] **CYLINDRICAL FILTER ELEMENT**

5,039,413 8/1991 Harwood et al. .

[75] Inventors: **Prabhakar B. Rao; Edwin A. Castellanos**, both of Cookeville, Tenn.

5,639,370 6/1997 Fall et al. 210/497.01
5,690,765 11/1997 Stoyell et al. 210/493.2

FOREIGN PATENT DOCUMENTS

[73] Assignee: **Fleetguard, Inc.**, Nashville, Tenn.

1 337 170 of 1973 United Kingdom B01D 29/14

[**] Term: **14 Years**

Primary Examiner—Alan P. Douglas
Assistant Examiner—Robin V. Taylor
Attorney, Agent, or Firm—Woodard, Emhardt, Naughton, Moriarty & McNett

[21] Appl. No.: **82,738**

[22] Filed: **Jan. 29, 1998**

[51] **LOC (6) Cl.** **23-01**

[52] **U.S. Cl.** **D23/209**

[58] **Field of Search** D23/200, 207,
D23/208, 209, 365; 210/484, 499, 493.1,
493.2, 497.01, 497.1

[57] CLAIM

We claim the ornamental design for a cylindrical filter element, as shown and described.

DESCRIPTION

FIG. 1 is a front elevational view of a cylindrical filter element showing our new design; FIG. 2 is a right side elevational view thereof; and, FIG. 3 is a rear elevational view thereof.

The broken line showing of environmental structure in FIGS. 1-3 is for illustrative purposes only and forms no part of the claimed design.


A characteristic feature of the design resides in continuous, overlapping circular beads which are visible through a spiral wrap.

[56] References Cited

U.S. PATENT DOCUMENTS

D. 349,567	8/1994	Miller et al. .	
D. 374,476	10/1996	Page et al.	D23/209
D. 390,910	2/1998	Sundquist	D23/209
3,241,680	3/1966	Humbert, Jr. .	
3,442,392	5/1969	Skelley .	
3,552,553	1/1971	Reading	210/484
3,747,770	7/1973	Zentis	210/499
4,402,830	9/1983	Pall .	

1 Claim, 1 Drawing Sheet



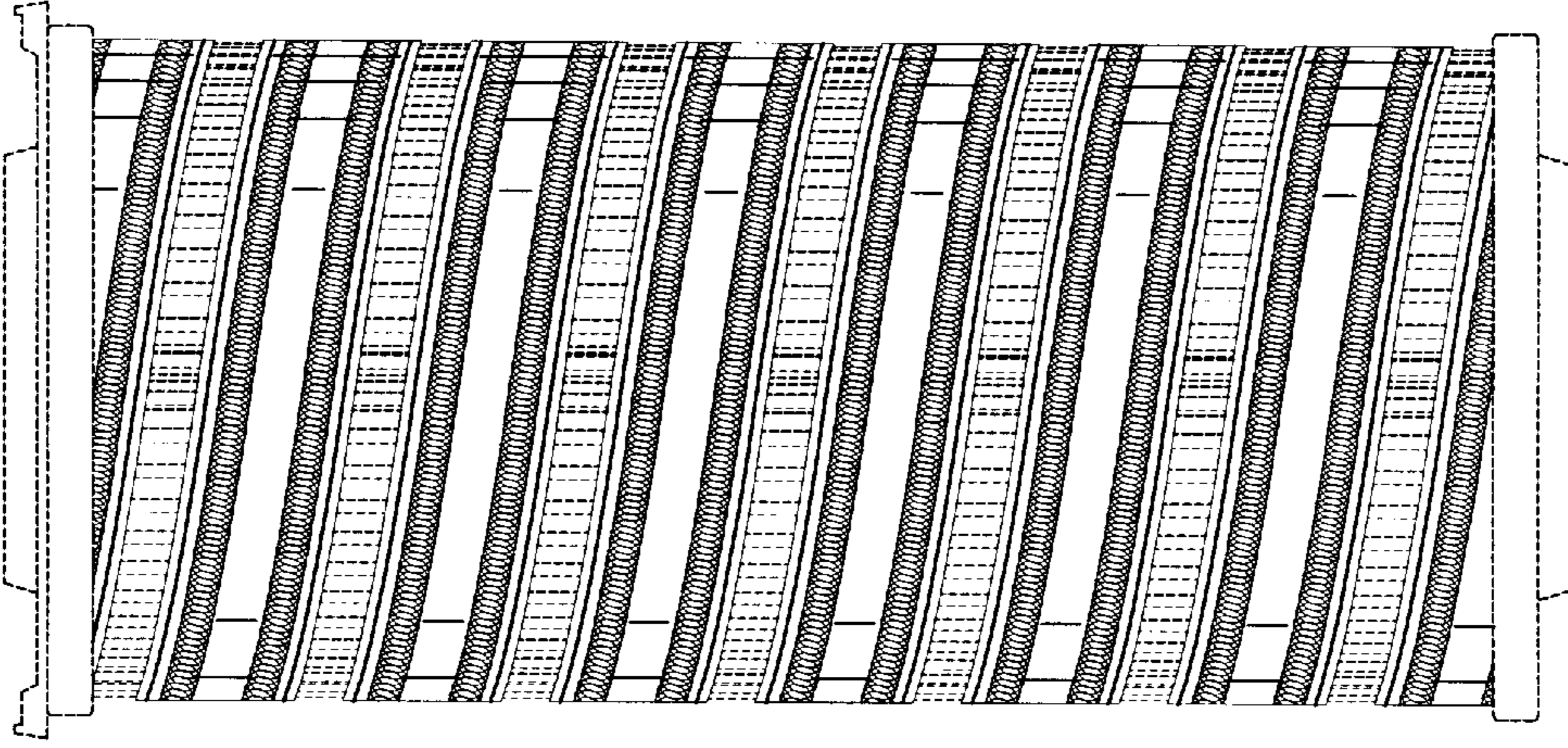


Fig. 1

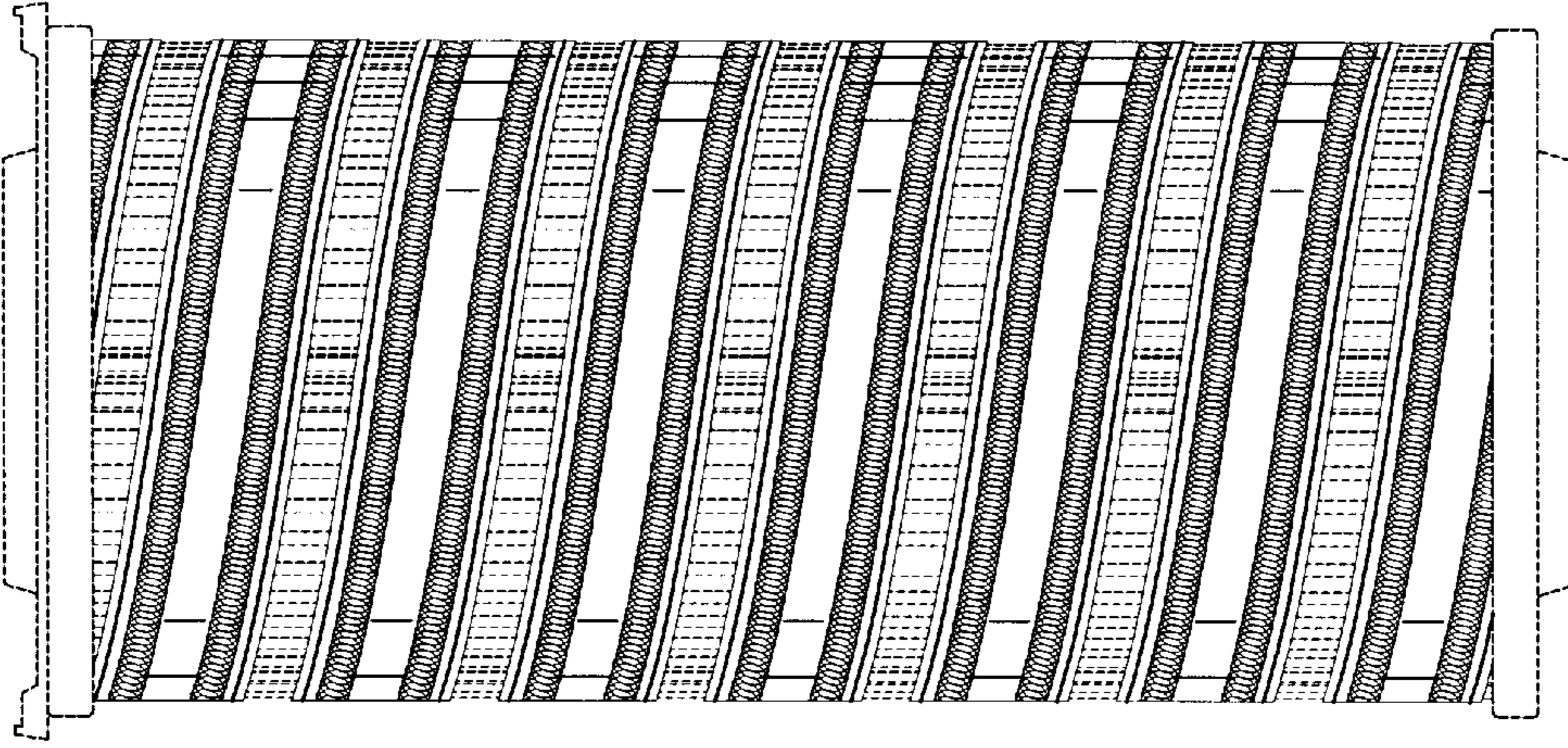


Fig. 2

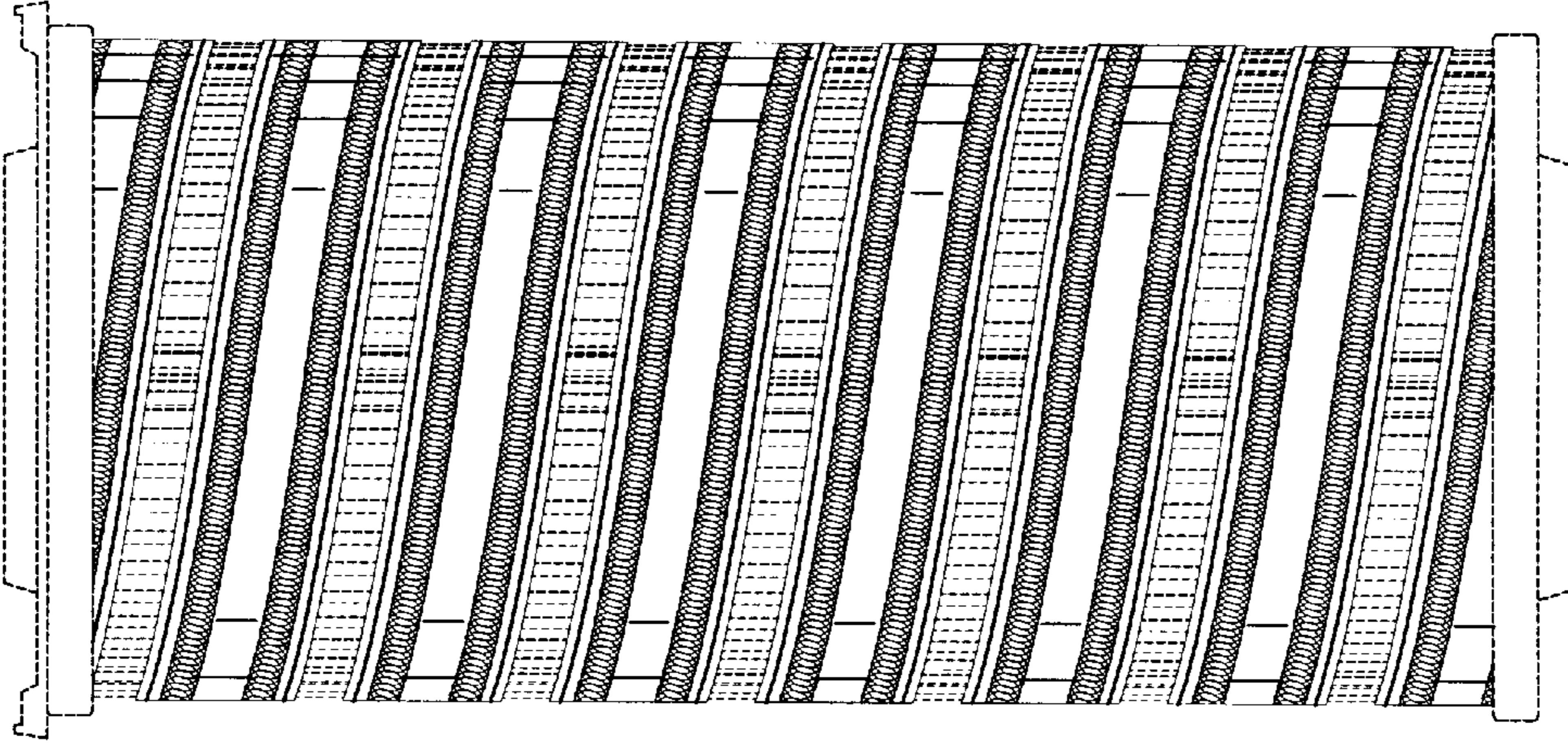


Fig. 3