

US00D403733S

**United States Patent** [19]  
**Collias**

[11] **Patent Number: Des. 403,733**  
[45] **Date of Patent: \*\*Jan. 5, 1999**

[54] **COMPOUND GOLF TOOL**

5,643,114 7/1997 Marcus ..... 473/408

[76] Inventor: **George Collias**, 6815 Honors Ct.,  
Charlotte, N.C. 28210

*Primary Examiner*—Ted Shooman  
*Assistant Examiner*—Mitchell I. Siegel  
*Attorney, Agent, or Firm*—Aquilino & Welsh

[\*\*] Term: **14 Years**

[57] **CLAIM**

[21] Appl. No.: **82,657**

The ornamental design for a compound golf tool, as shown and described.

[22] Filed: **Jan. 29, 1998**

**DESCRIPTION**

[51] **LOC (6) Cl.** ..... **21-02**

[52] **U.S. Cl.** ..... **D21/793**

[58] **Field of Search** ..... D21/789, 793;  
473/286, 408

FIG. 1 is a perspective view of a compound golf tool showing my new design;  
FIG. 2 is a side elevational view thereof, the opposite side being a mirror image;  
FIG. 3 is a top plan view thereof, the bottom being a mirror image;  
FIG. 4 is an end elevational view thereof; and,  
FIG. 5 is an end elevational view taken from the opposite side of FIG. 4.

[56] **References Cited**

**U.S. PATENT DOCUMENTS**

- D. 246,989 1/1978 Higgins et al. .... D21/793
- D. 331,090 11/1992 Cellura ..... D21/793
- D. 340,755 10/1993 Shearer ..... D21/793
- D. 384,719 10/1997 Fazekas ..... D21/793

**1 Claim, 1 Drawing Sheet**

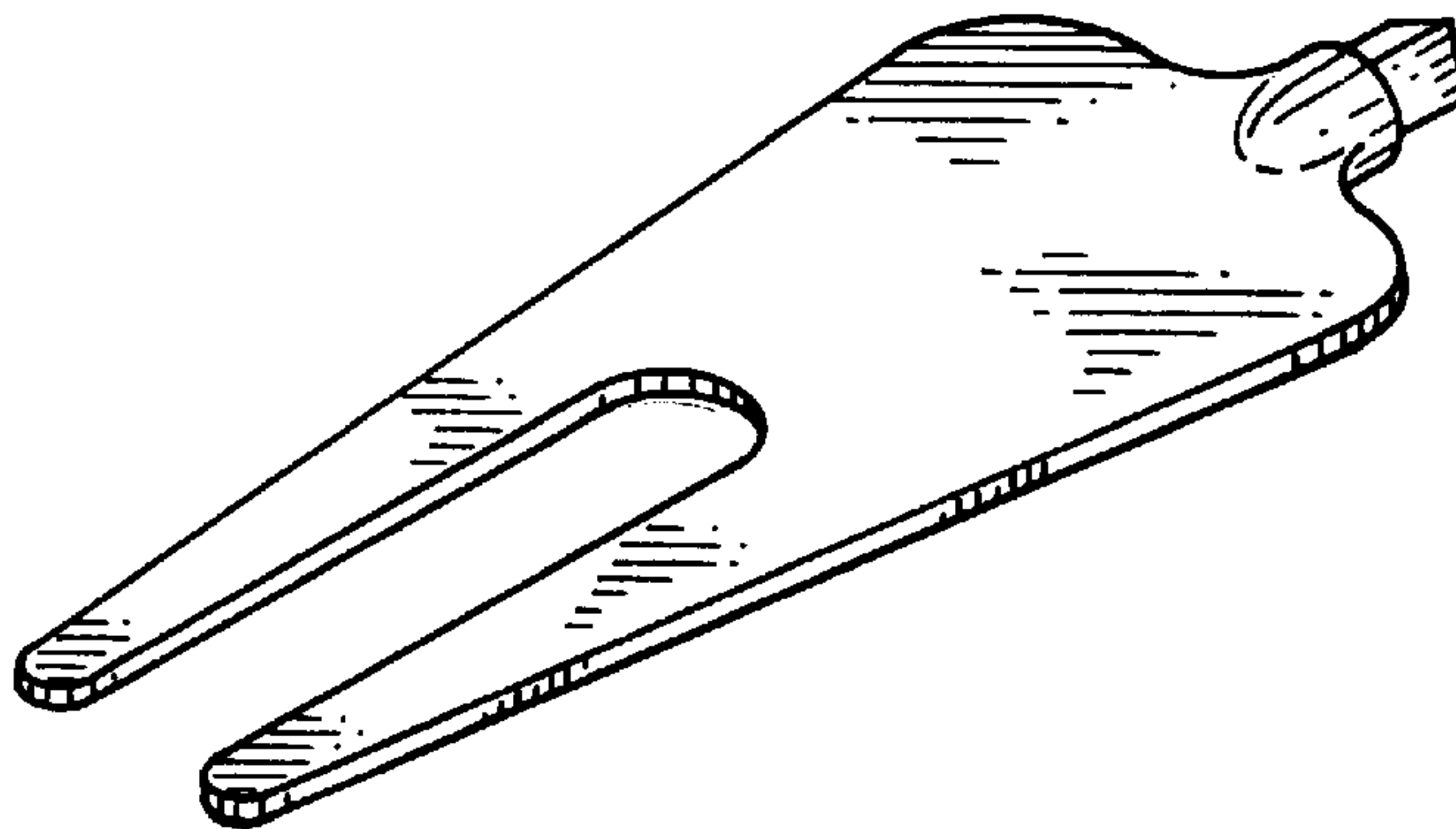


FIG. 1

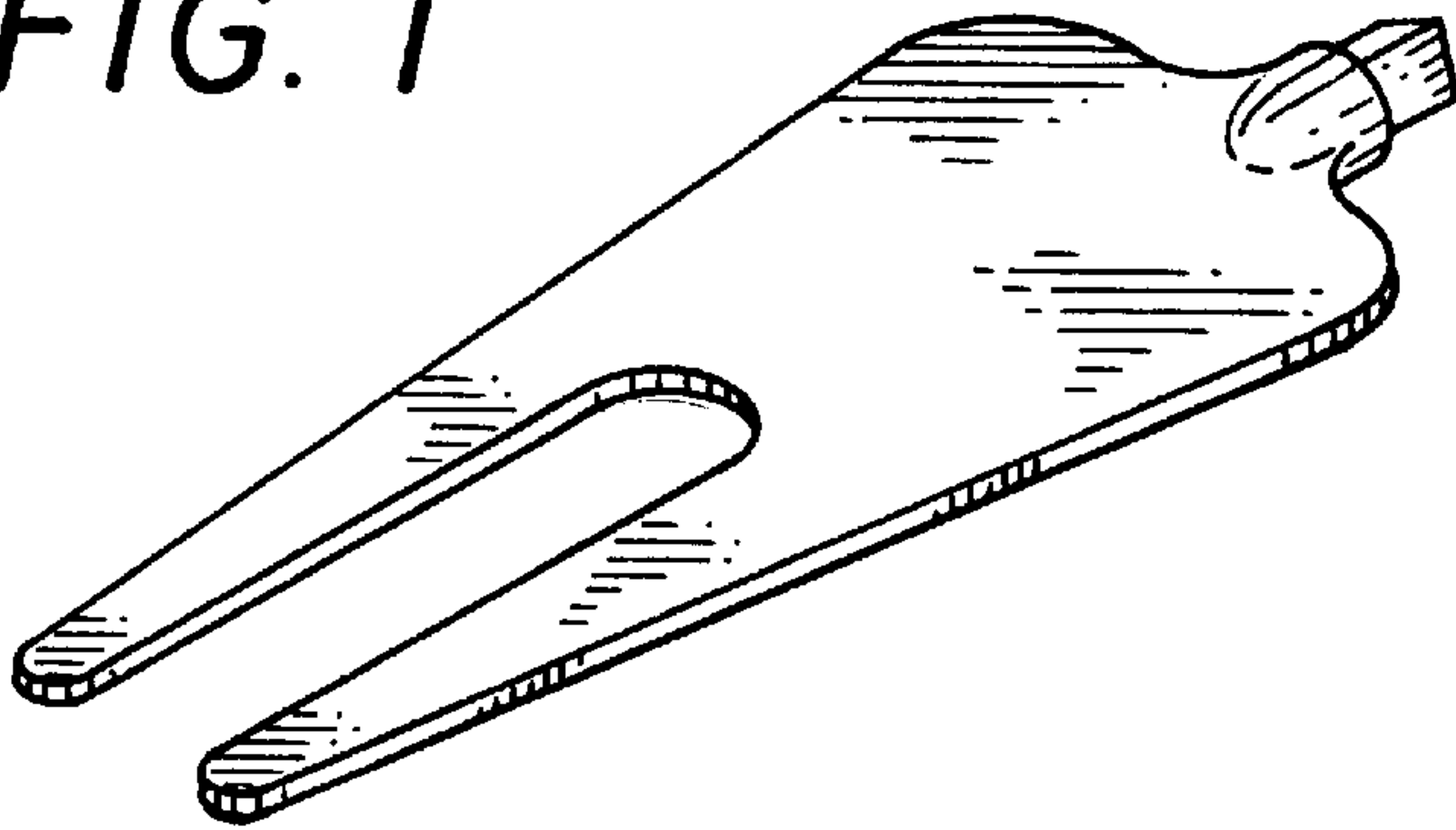


FIG. 2



FIG. 5

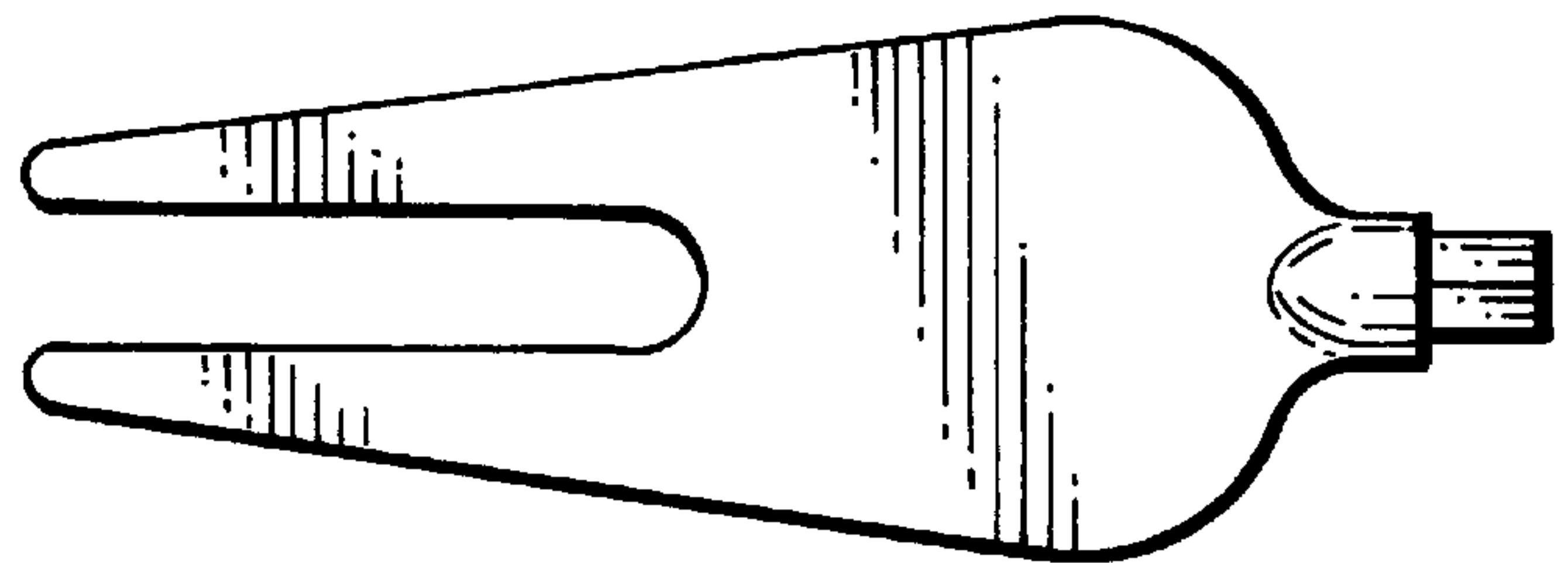


FIG. 3



FIG. 4