



US00D403730S

United States Patent [19] Balestrieri

[11] **Patent Number: Des. 403,730**

[45] **Date of Patent: **Jan. 5, 1999**

[54] **SWING GUIDE**

5,595,384 1/1997 Hardison 473/453

[76] Inventor: **Harry Balestrieri**, 839 NW. 91st Ter.,
Plantation, Fla. 33324

Primary Examiner—Ted Shooman
Assistant Examiner—Richelle Shelton
Attorney, Agent, or Firm—Herbert L. Lerner; Laurence A. Greenberg

[**] Term: **14 Years**

[21] Appl. No.: **79,321**

[57] **CLAIM**

[22] Filed: **Nov. 12, 1997**

The ornamental design for a swing guide, as shown and described.

[51] **LOC (6) Cl.** **21-02**

DESCRIPTION

[52] **U.S. Cl.** **D21/780; D21/715; D21/799**

[58] **Field of Search** D21/191, 199;
473/416, 417, 422, 436, 453, 103; 434/247

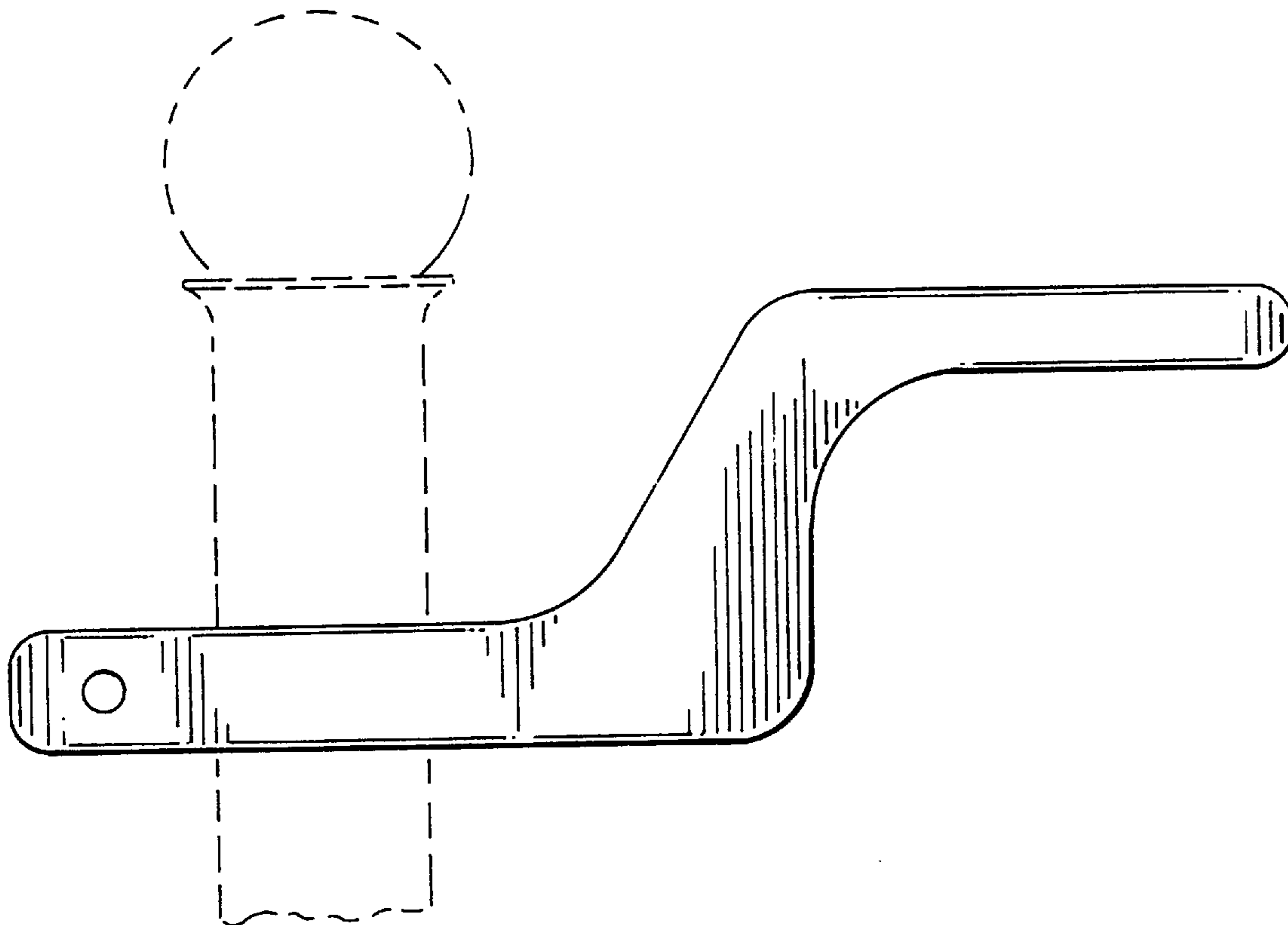
FIG. 1 is a side-elevational view of a swing guide of my design wherein the top portion of a baseball hitting tee and a baseball are illustrated as environmental structure which form no part of the invention;
FIG. 2 is a top plan view thereof;
FIG. 3 is a bottom plan view thereof;
FIG. 4 is a front elevational view thereof; and,
FIG. 5 is a rear elevational view thereof.

[56] **References Cited**

U.S. PATENT DOCUMENTS

D. 339,393	9/1993	Allen	D21/199
3,940,131	2/1976	St. Claire	473/417
5,029,852	7/1991	Gilfillan	473/417
5,087,039	2/1992	Laseke	473/417
5,435,545	7/1995	Marotta	473/417

1 Claim, 2 Drawing Sheets



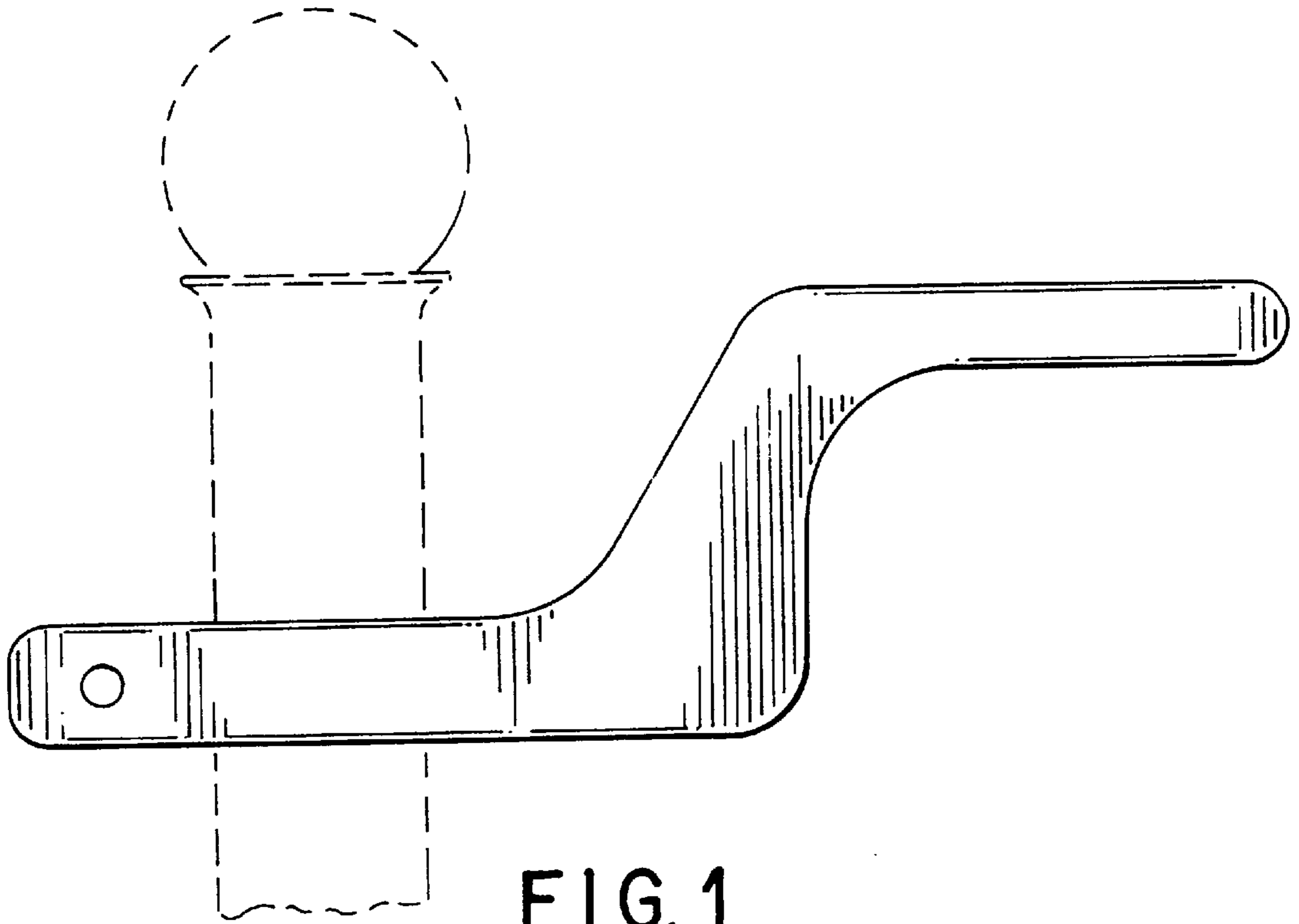


FIG. 1




FIG. 2

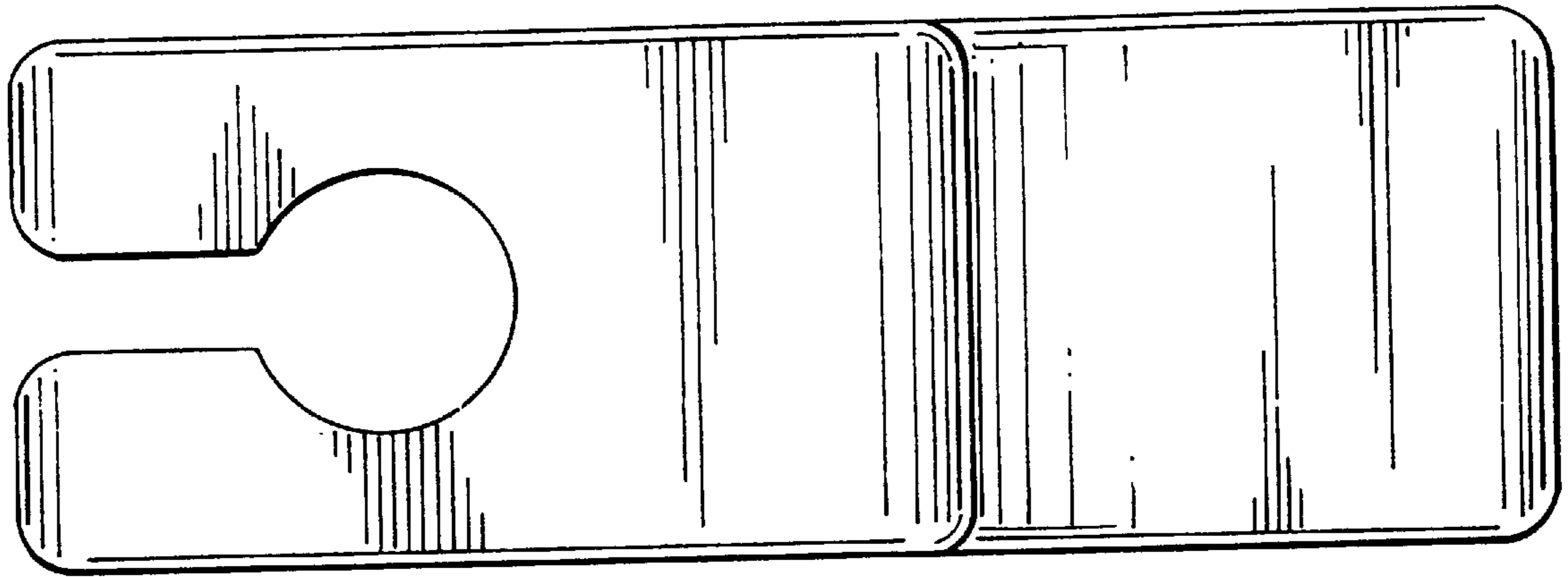


FIG. 3




FIG. 4




FIG. 5