



US00D403724S

# United States Patent [19] Palmer

[11] **Patent Number: Des. 403,724**

[45] **Date of Patent: \*\*Jan. 5, 1999**

[54] **PUTTER**

[76] Inventor: **Jerry D. Palmer**, 3916 Donald St., Port Arthur, Tex. 77642

[\*\*] Term: **14 Years**

[21] Appl. No.: **24,178**

[22] Filed: **Jun. 9, 1994**

### Related U.S. Application Data

[63] Continuation of Ser. No. 8,005, May 10, 1993, abandoned.

[51] **LOC (6) Cl.** ..... **21-02**

[52] **U.S. Cl.** ..... **D21/736**

[58] **Field of Search** ..... D21/736-746;  
473/251-256, 340, 341, 324

### [56] References Cited

#### U.S. PATENT DOCUMENTS

D. 212,890	12/1968	Rose	.....	D21/739
D. 282,094	1/1986	McFarland	.....	D21/217
D. 303,276	9/1989	Oakleaf	.....	D21/739
D. 321,232	10/1991	Antonious	.....	D21/742

4,621,816	11/1986	Leek	.....	273/168
4,789,158	12/1988	Chiesa	.....	273/163 A
4,932,659	6/1990	Freeberg	.....	273/183 D
5,052,690	10/1991	Sharp	.....	273/183 D

### OTHER PUBLICATIONS

Brochure distributed by American Inventors Corporation approximately during Jul. 1993.

*Primary Examiner*—Philip S. Hyder  
*Assistant Examiner*—Mitchell J. Siegel

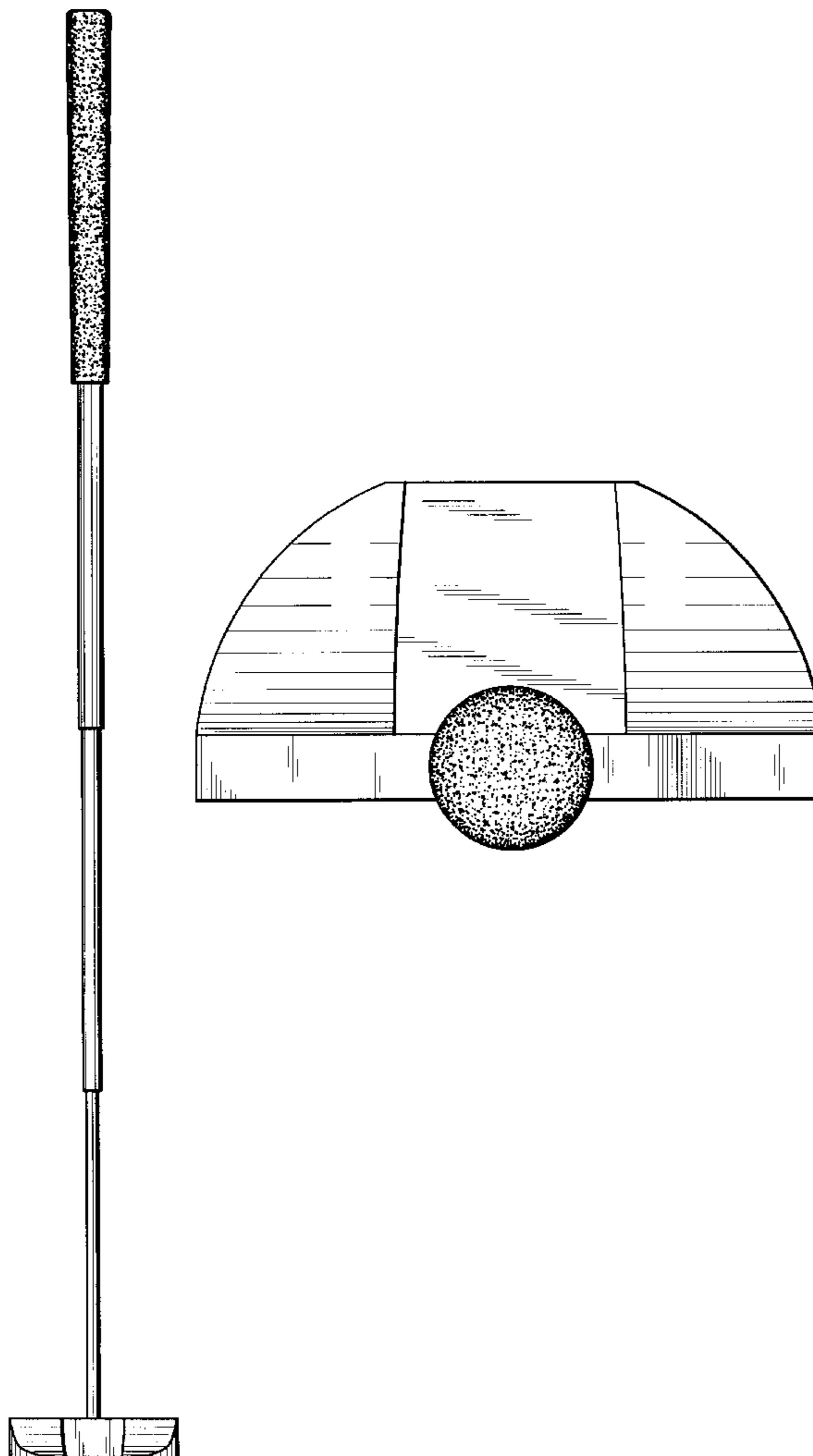
### [57] CLAIM

The ornamental design for a putter, as shown and described.

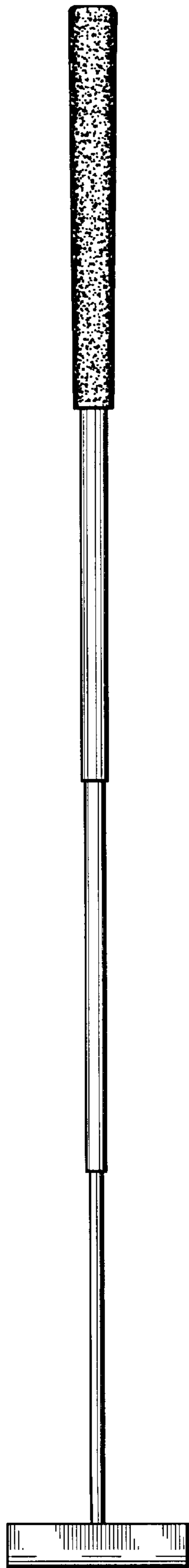
### DESCRIPTION

FIG. 1 is a front elevational view of the putter showing my new design;  
FIG. 2 is a rear elevational view thereof;  
FIG. 3 is a left side elevational view thereof;  
FIG. 4 is a right side elevational view thereof;  
FIG. 5 is a top plan view thereof; and,  
FIG. 6 is a bottom plan view thereof.

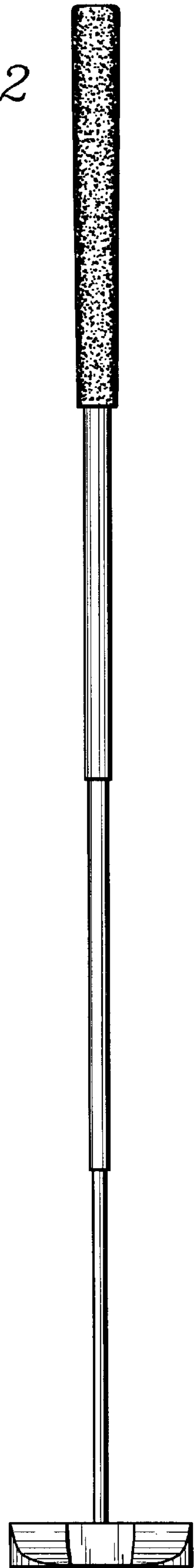
**1 Claim, 3 Drawing Sheets**



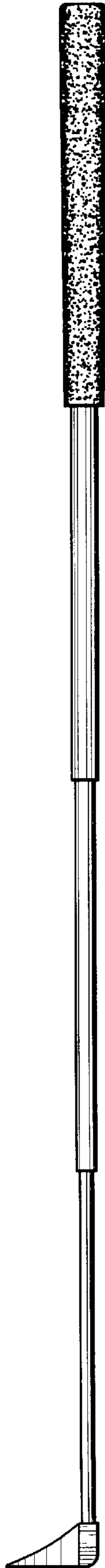
*FIG. 1*



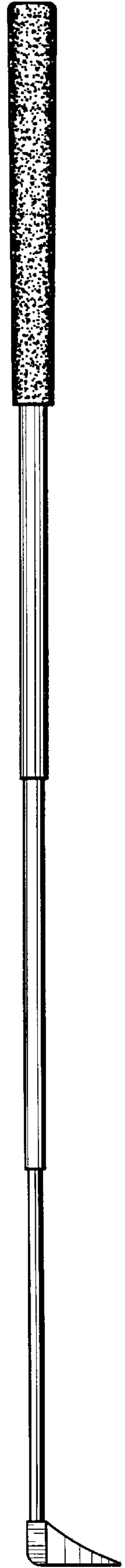
*FIG. 2*



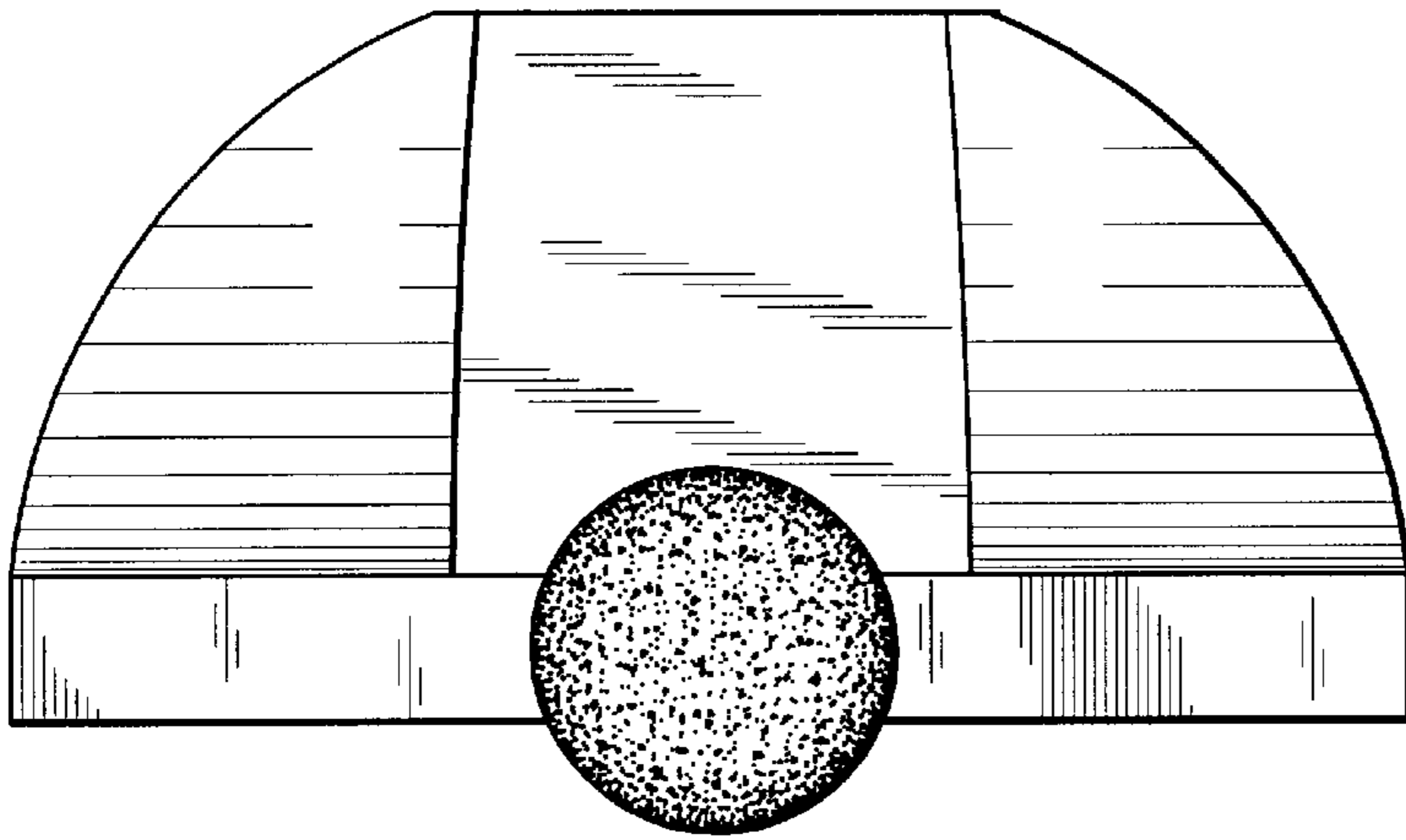
*FIG. 3*



*FIG. 4*



*FIG. 5*



*FIG. 6*

