



US00D403713S

United States Patent [19]

Bennett Osinowo

[11] **Patent Number: Des. 403,713**

[45] **Date of Patent: **Jan. 5, 1999**

[54] **GAME BOARD**

5,496,037 3/1996 Rumph D21/34
5,601,288 2/1997 White et al. D21/34

[76] Inventor: **Mary Bennett Osinowo**, 421 Crown St.
#2L, Brooklyn, N.Y. 11225

FOREIGN PATENT DOCUMENTS

[**] Term: **14 Years**

800739 3/1957 United Kingdom 273/260

[21] Appl. No.: **79,442**

Primary Examiner—Sandra L. Morris
Attorney, Agent, or Firm—Goldstein & Canino

[22] Filed: **Nov. 17, 1997**

[57] CLAIM

[51] **LOC (6) Cl.** **21-01**

The ornamental design for a game board, as shown and described.

[52] **U.S. Cl.** **D21/361; D21/365**

[58] **Field of Search** **D21/14-36; 273/236-286**

DESCRIPTION

[56] References Cited

FIG. 1 is a diagrammatic perspective view of the game board;

U.S. PATENT DOCUMENTS

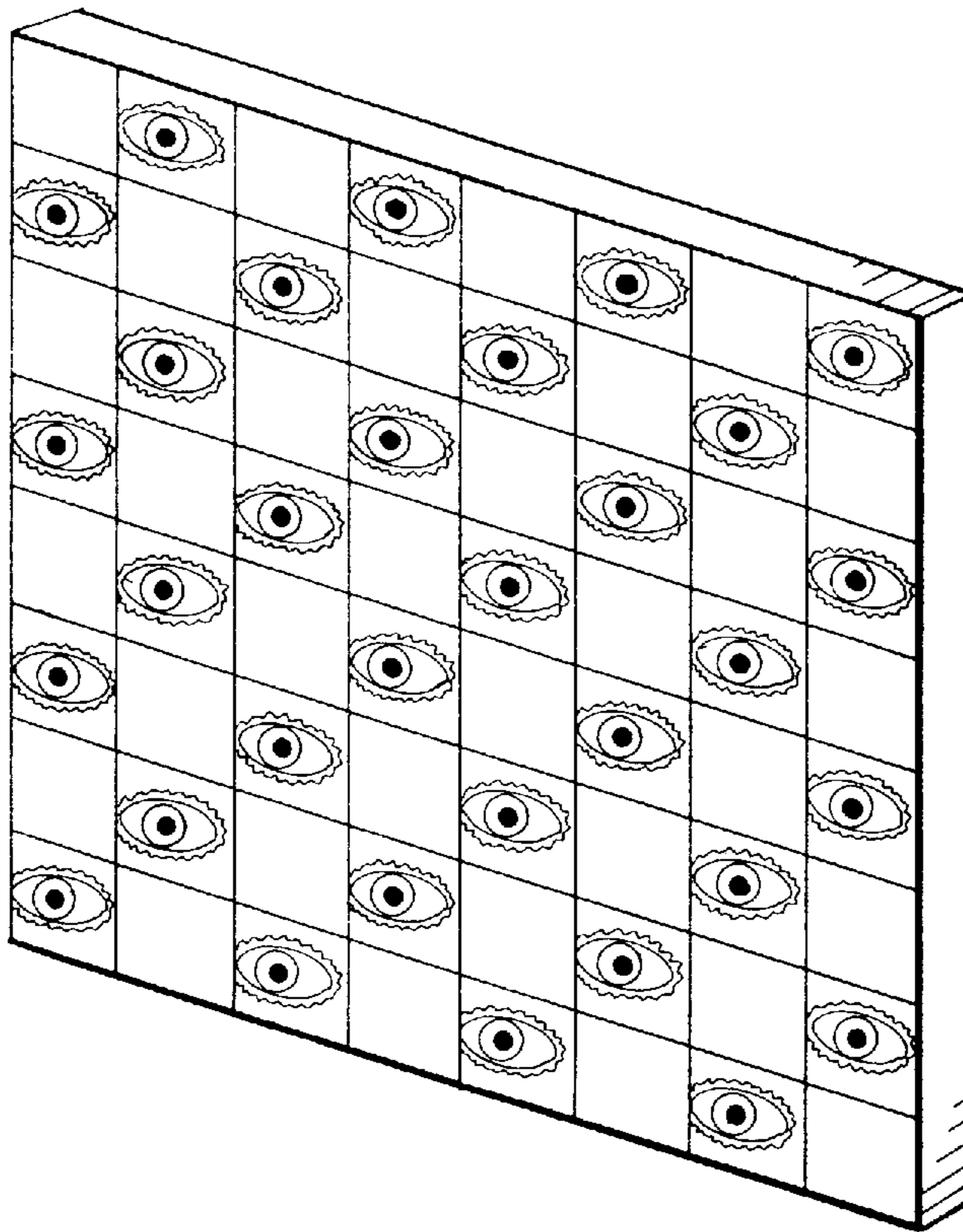
FIG. 2 is a rear elevational view thereof;

D. 251,322	3/1979	Weiss	D21/24
D. 252,713	8/1979	Weiss	D21/24
D. 259,129	5/1981	Weiss	D21/24
D. 317,791	6/1991	Britton	D21/24
3,948,524	4/1976	Ladd et al.	273/267
3,989,253	11/1976	Schifman	273/260
4,300,768	11/1981	Wechsler	273/260

FIG. 3 is a top plan view of the game board, the bottom plan view being a mirror image of the top plan view; and,

FIG. 4 is a right side elevational view thereof, the left side view being a mirror image of the right side view.

1 Claim, 2 Drawing Sheets



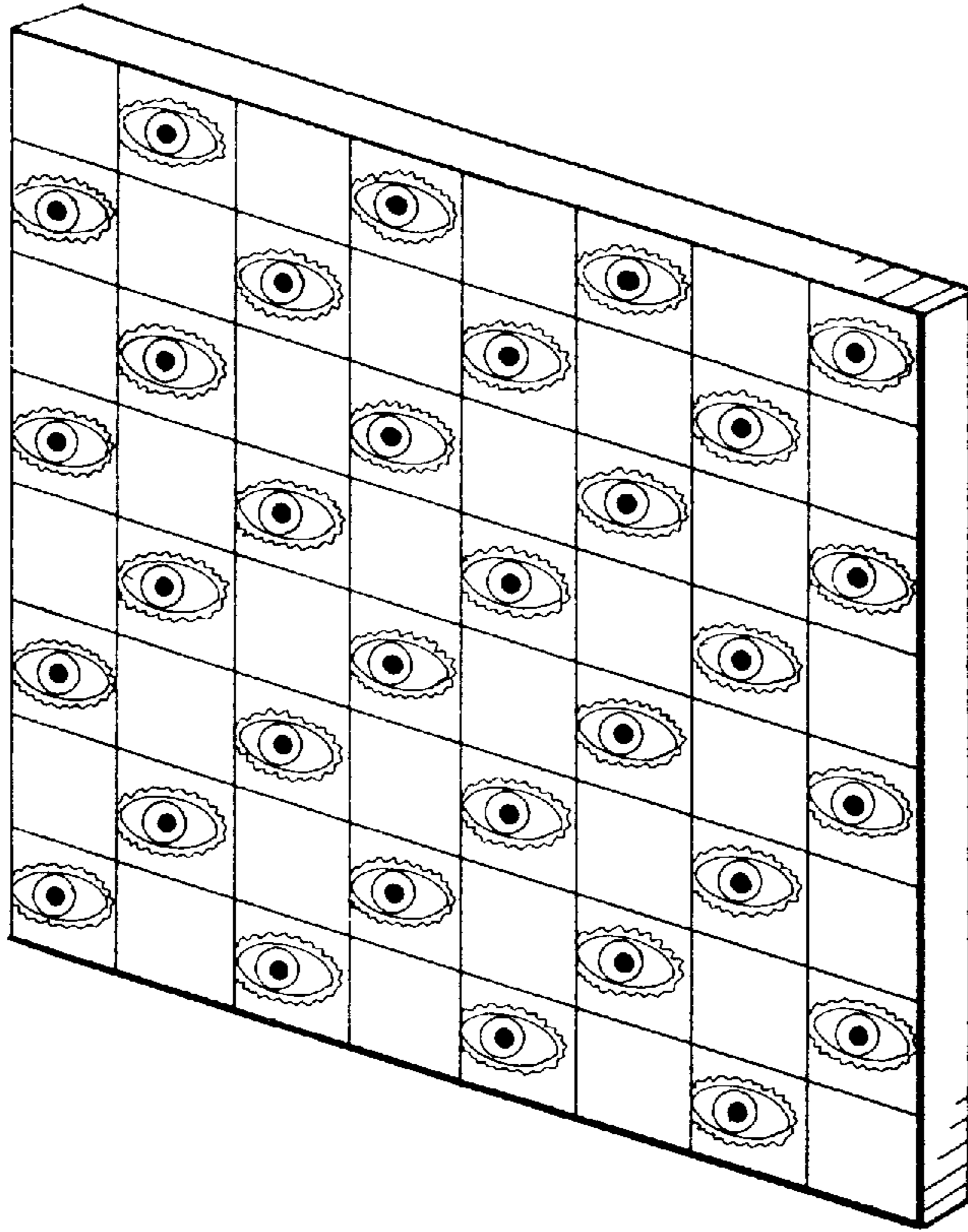


FIG.1




FIG.2



FIG. 3



FIG. 4