



US00D403705S

United States Patent [19]

Izushima et al.

[11] **Patent Number:** **Des. 403,705**

[45] **Date of Patent:** ****Jan. 5, 1999**

[54] **WRITING INSTRUMENT**

D. 390,872 2/1998 Sunaga D19/36
D. 394,455 5/1998 Izushima D19/48

[75] Inventors: **Hikomichi Izushima**, Kawagoe, Japan;
Gary Prushansky, Weston, Conn.

Primary Examiner—Martie K. Holtje
Attorney, Agent, or Firm—McGinn & Gibb, P.C.

[73] Assignees: **Kotobuki & Co., Ltd.**, Kyoto-fu,
Japan; **BIC Corporation**, Milford,
Conn.

[57] **CLAIM**

[**] Term: **14 Years**

The ornamental design for a writing instrument, as shown and described.

[21] Appl. No.: **82,204**

DESCRIPTION

[22] Filed: **Jan. 16, 1998**

[51] **LOC (6) Cl.** **19-06**

[52] **U.S. Cl.** **D19/51; D19/55; D19/56**

[58] **Field of Search** D19/35, 36, 41-51,
D19/53-58, 81-85, 99, 100; 401/34, 31,
99, 100, 110, 209, 52, 103, 104, 106, 32

FIG. 1 is a front elevational view of a writing instrument according to the present invention;

FIG. 2 is a right side elevational view of the writing instrument of FIG. 1, the left side being a mirror image of the right side;

FIG. 3 is a rear elevational view of the writing instrument of FIG. 1;

FIG. 4 is a top plan view of the writing instrument of FIG. 1;

FIG. 5 is a bottom plan view of the writing instrument of FIG. 1; and,

FIG. 6 is a top, right side perspective view of the writing instrument of FIG. 1, with a writing medium thereof being projected outward.

[56] **References Cited**

U.S. PATENT DOCUMENTS

- D. 206,636 1/1967 Zierhut et al. D19/51
- D. 259,727 6/1981 Zierhut D19/56 X
- D. 312,837 12/1990 Oka D19/51
- D. 327,090 6/1992 Kishita D19/43 X
- D. 378,762 4/1997 Kikuchi et al. D19/41 X

1 Claim, 2 Drawing Sheets



FIG.2

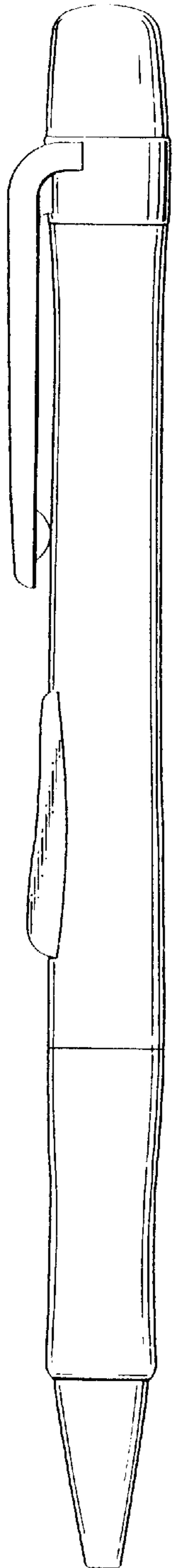


FIG.1

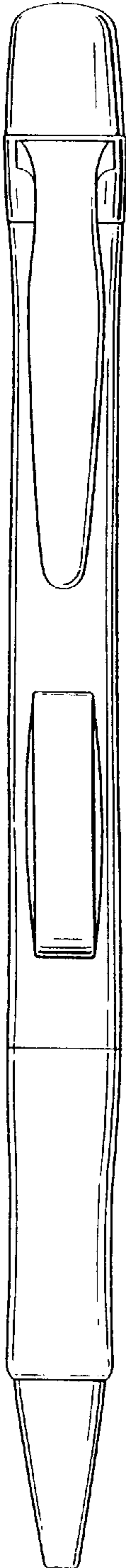


FIG.3




FIG.4



FIG.5

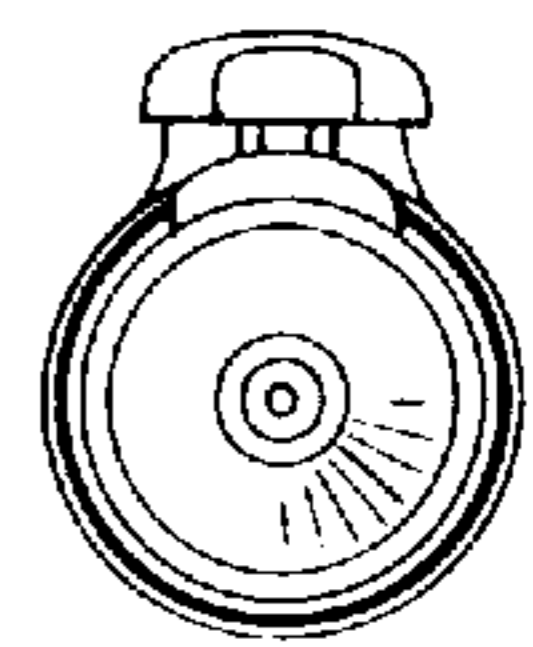


FIG.6

