



US00D403704S

United States Patent [19] Arita

[11] **Patent Number: Des. 403,704**

[45] **Date of Patent: **Jan. 5, 1999**

[54] **BALLPOINT PEN**

[75] Inventor: **Naomi Arita**, Tokyo, Japan

[73] Assignee: **Kabushiki Kaisha Pilot**, Tokyo, Japan

[**] Term: **14 Years**

[21] Appl. No.: **85,769**

[22] Filed: **Mar. 30, 1998**

[30] **Foreign Application Priority Data**

Oct. 3, 1997 [JP] Japan 9-70476

[51] **LOC (6) Cl.** **19-06**

[52] **U.S. Cl.** **D19/48; D19/43; D19/51; D19/56; D19/57**

[58] **Field of Search** **D19/35, 36, 41-43, D19/44-51, 81-85; 401/99, 100, 202, 209, 243-247**

[56] **References Cited**

U.S. PATENT DOCUMENTS

- D. 340,476 10/1993 Hiromori D19/43 X
- D. 341,623 11/1993 Chuang D19/36
- D. 351,417 10/1994 Oka D19/51
- D. 366,498 1/1996 Abe et al. D19/51
- D. 378,761 4/1997 Sekine D19/48
- D. 389,866 1/1998 Boix Gacia D19/57 X

Primary Examiner—Martie K. Holtje

Attorney, Agent, or Firm—Kanesaka & Takeuchi

[57] **CLAIM**

The ornamental design for a ballpoint pen, as shown and described.

DESCRIPTION

FIG. 1 is a front view of a ballpoint pen showing my new design;
 FIG. 2 is a rear view thereof;
 FIG. 3 is a left side view thereof, the right side view being symmetrical to the left side view;
 FIG. 4 is a cross sectional view taken along line 4—4 in FIG. 1;
 FIG. 5 is a top plan view of the ballpoint pen;
 FIG. 6 is a bottom plan view the ballpoint pen; and
 FIG. 7 is a front view of the main body of the ballpoint pen with the cap member omitted for convenience of illustration;
 FIG. 8 is a top plan view of the main body;
 FIG. 9 is a bottom plan view of the main body;
 FIG. 10 is a front view of the cap of the ballpoint pen shown separately for convenience of illustration;
 FIG. 11 is a rear view of the cap;
 FIG. 12 is a left side view of the cap; the right side view being symmetrical to the left side view;
 FIG. 13 is a top plan view thereof;
 FIG. 14 is a bottom plan view thereof; and,
 FIG. 15 is a left front perspective view of the ballpoint pen shown in an exploded condition.

1 Claim, 3 Drawing Sheets

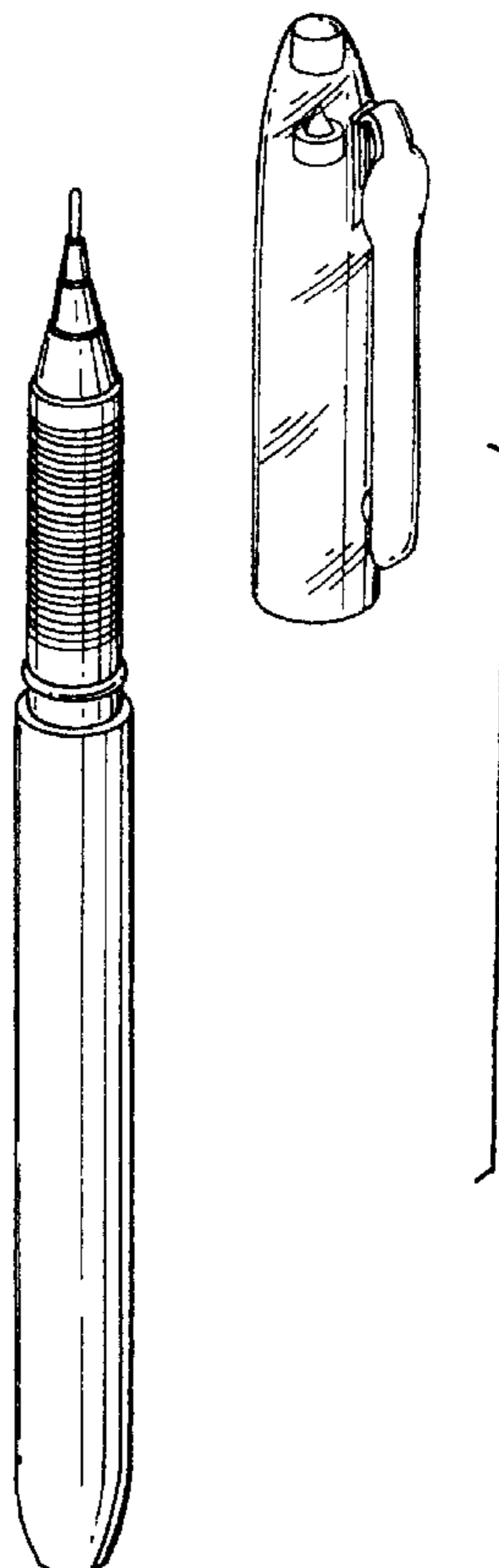


FIG. 1

FIG. 2

FIG. 3

FIG. 4

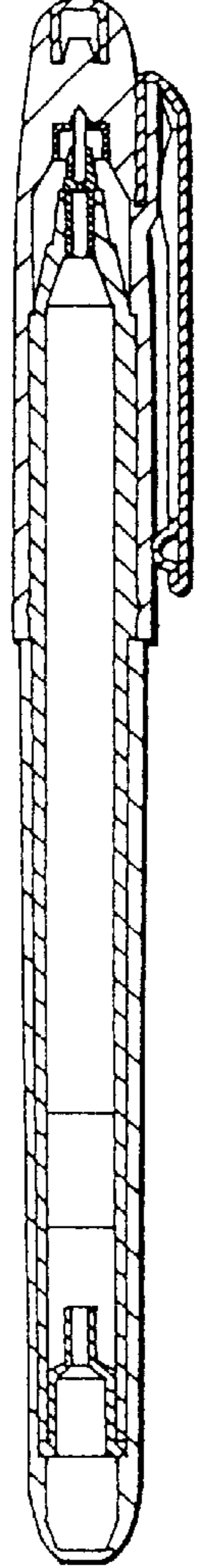

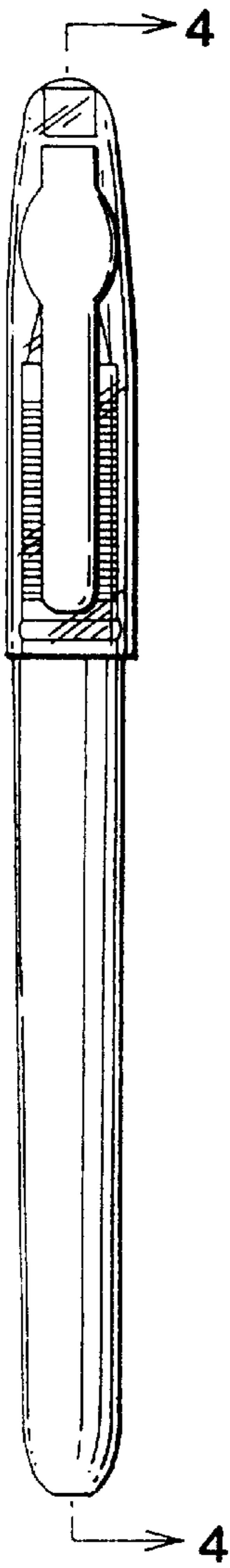


FIG. 5

FIG. 6

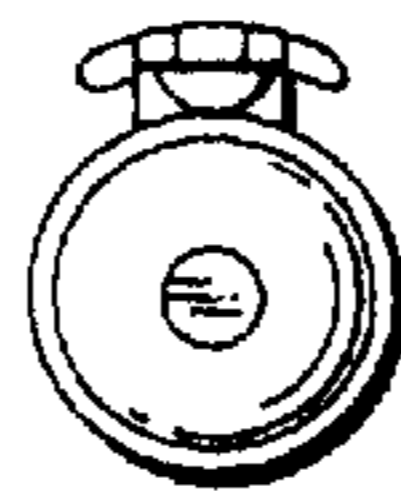


FIG. 7



FIG. 8



FIG. 9



FIG. 10 FIG. 11 FIG. 12

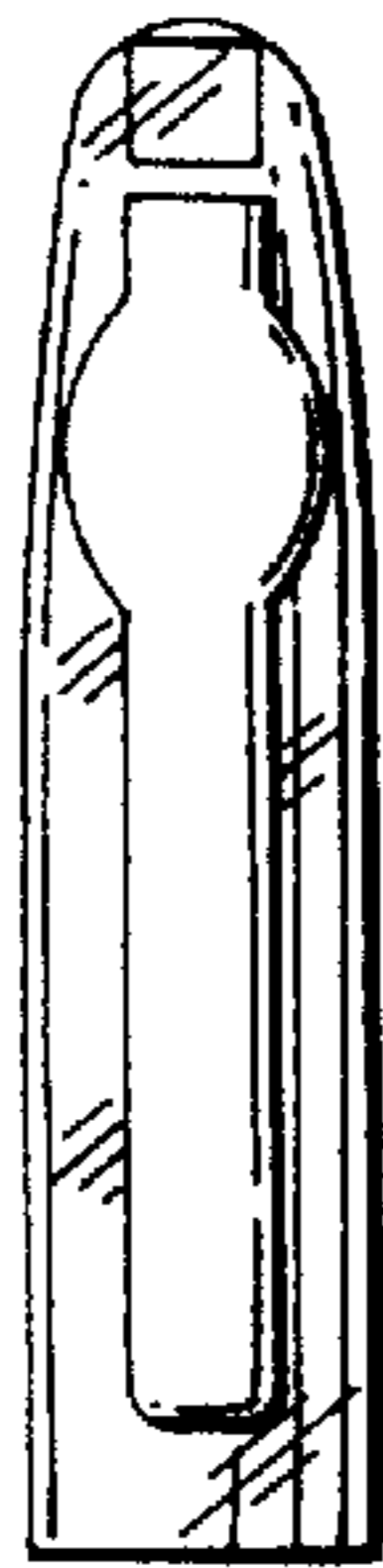


FIG. 13



FIG. 14



FIG. 15

