



US00D403700S

**United States Patent** [19]  
**Sabella**

[11] **Patent Number: Des. 403,700**

[45] **Date of Patent: \*\*Jan. 5, 1999**

[54] **QUICK OPEN ENVELOPE**

[76] Inventor: **Russell Sabella**, 149-0117 Rd.,  
Whitestone, N.Y. 11357

[\*\*] Term: **14 Years**

[21] Appl. No.: **68,214**

[22] Filed: **Mar. 20, 1997**

[51] **LOC (6) Cl.** ..... **19-01**

[52] **U.S. Cl.** ..... **D19/4; D19/3**

[58] **Field of Search** ..... D19/1, 2, 3, 4,  
D19/5; 229/68.1, 71, 116.3, 75, 300, 303,  
307, 309, 310, 311, 312, 313, 316; 283/77

[56] **References Cited**

**U.S. PATENT DOCUMENTS**

D. 275,688	9/1984	Tsai	.....	D19/4
751,247	2/1904	Behrendt	.....	283/77
2,035,218	3/1936	Bloom	.....	229/71
3,194,483	7/1965	Alexandrou	.....	229/309 X
3,370,782	2/1968	Hickman	.....	229/311
3,394,872	7/1968	Robak	.....	229/309
3,848,356	11/1974	Wylie et al.	.....	229/116.3 X

*Primary Examiner*—Martie K. Holtje

[57] **CLAIM**

The ornamental design for a quick open envelope, as shown and described.

**DESCRIPTION**

FIG. 1 is a front elevational view of the quick open envelope of the present invention;

FIG. 2 is a rear elevational view of the quick open envelope of FIG. 1;

FIG. 3 is a left side elevational view of the quick open envelope of FIG. 1;

FIG. 4 is a right side elevational view of the quick open envelope of FIG. 1;

FIG. 5 is a top plan view of the quick open envelope of FIG. 1;

FIG. 6 is a bottom plan view of the quick open envelope of FIG. 1;

FIG. 7 is a front elevational of the quick open envelope of FIG. 1 partially opened; and,

FIG. 8 is a rear elevational view of a quick open envelope of FIG. 1 before sealing.

**1 Claim, 3 Drawing Sheets**

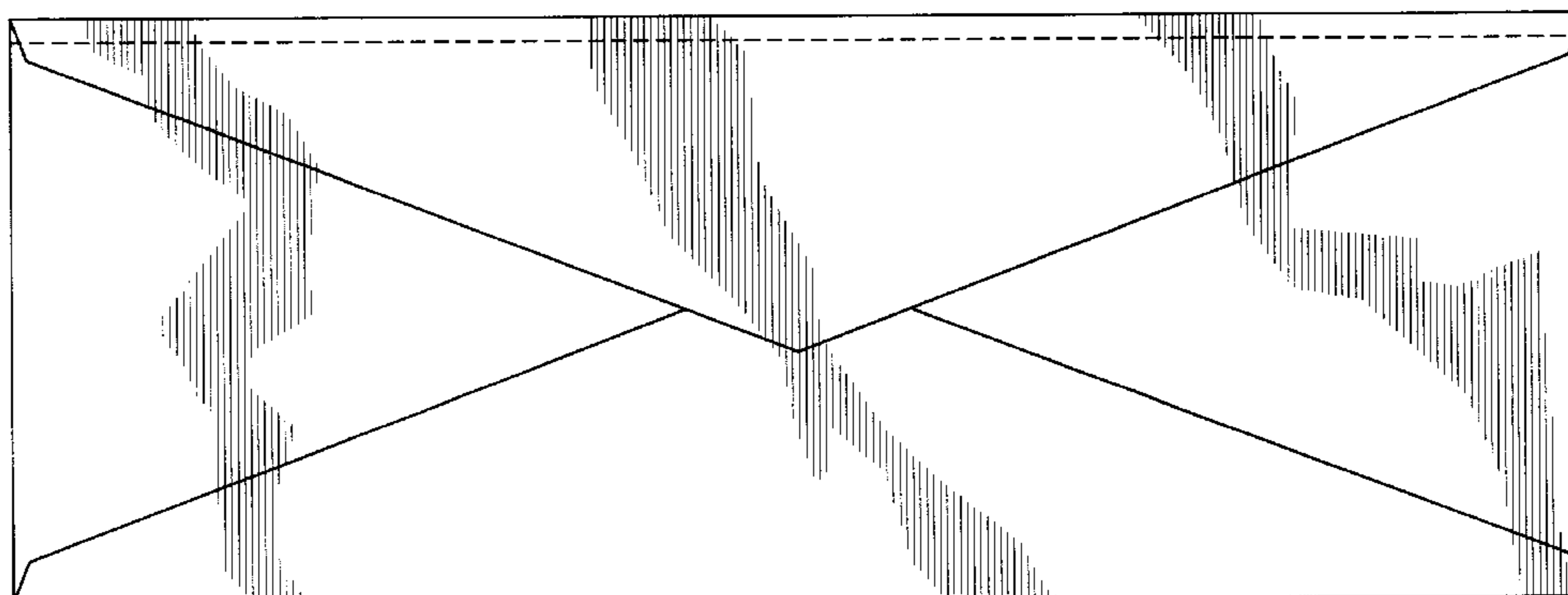
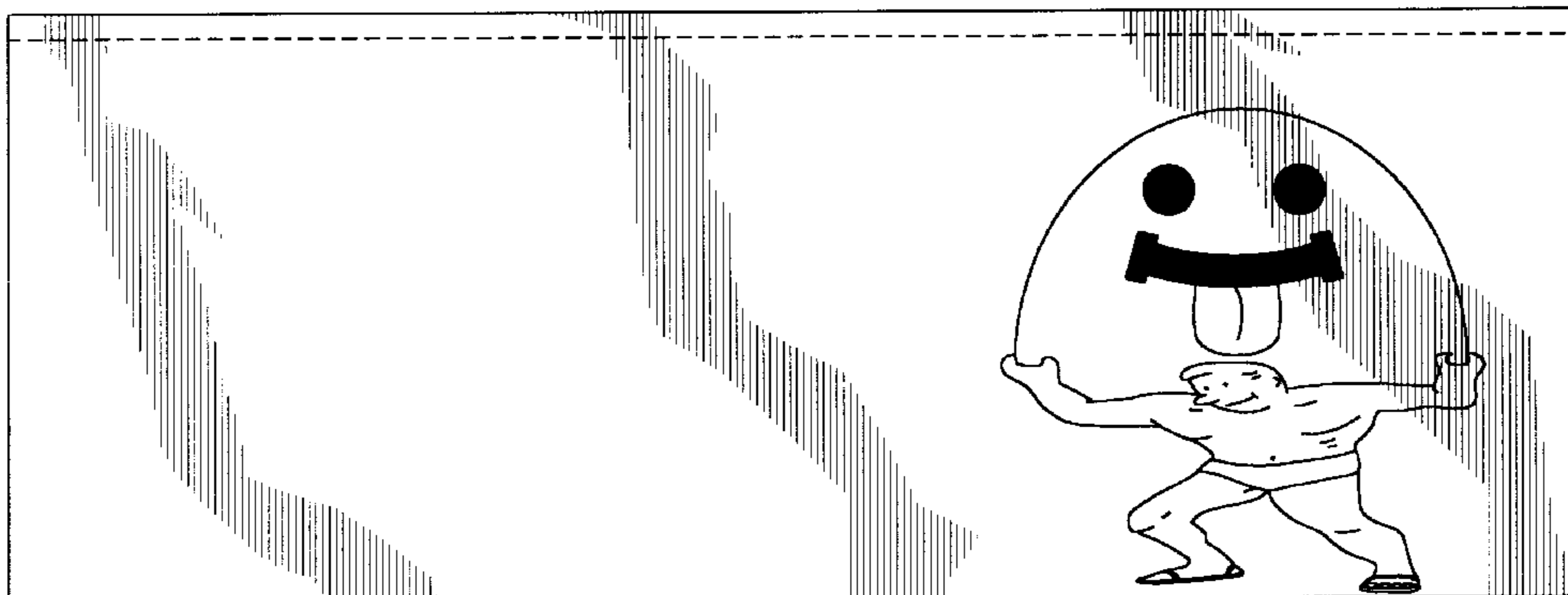


FIG. 1

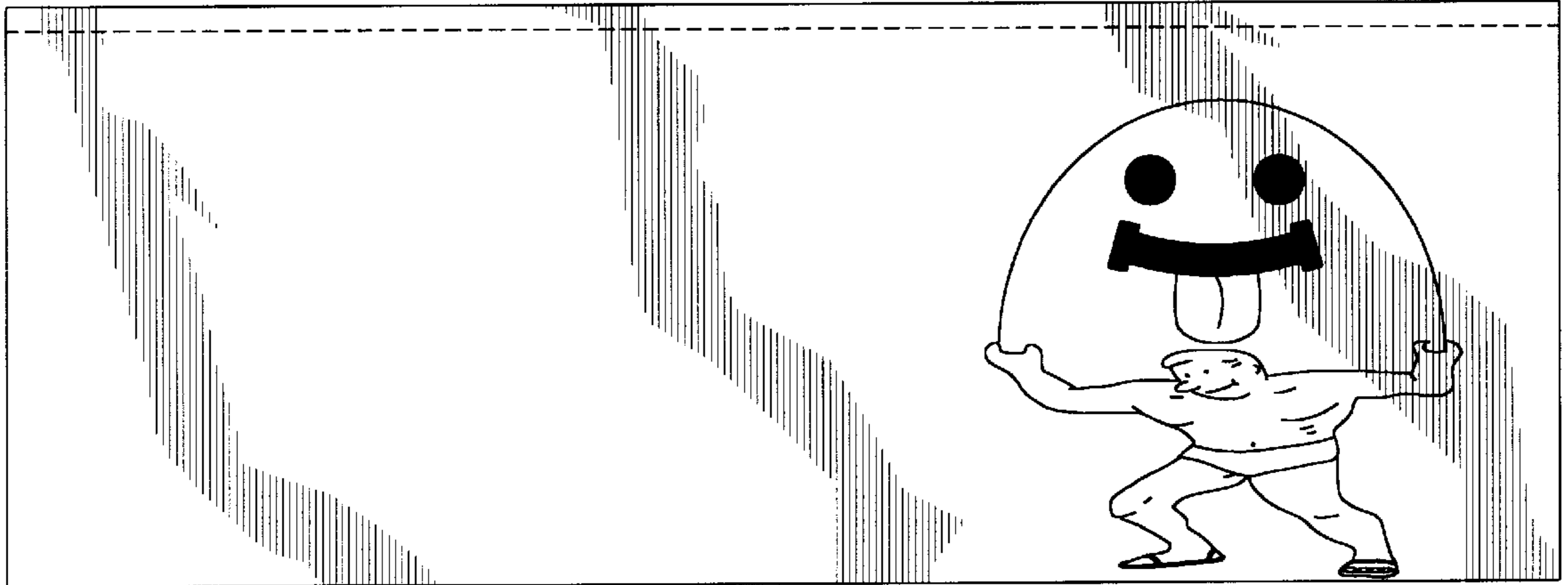


FIG. 2

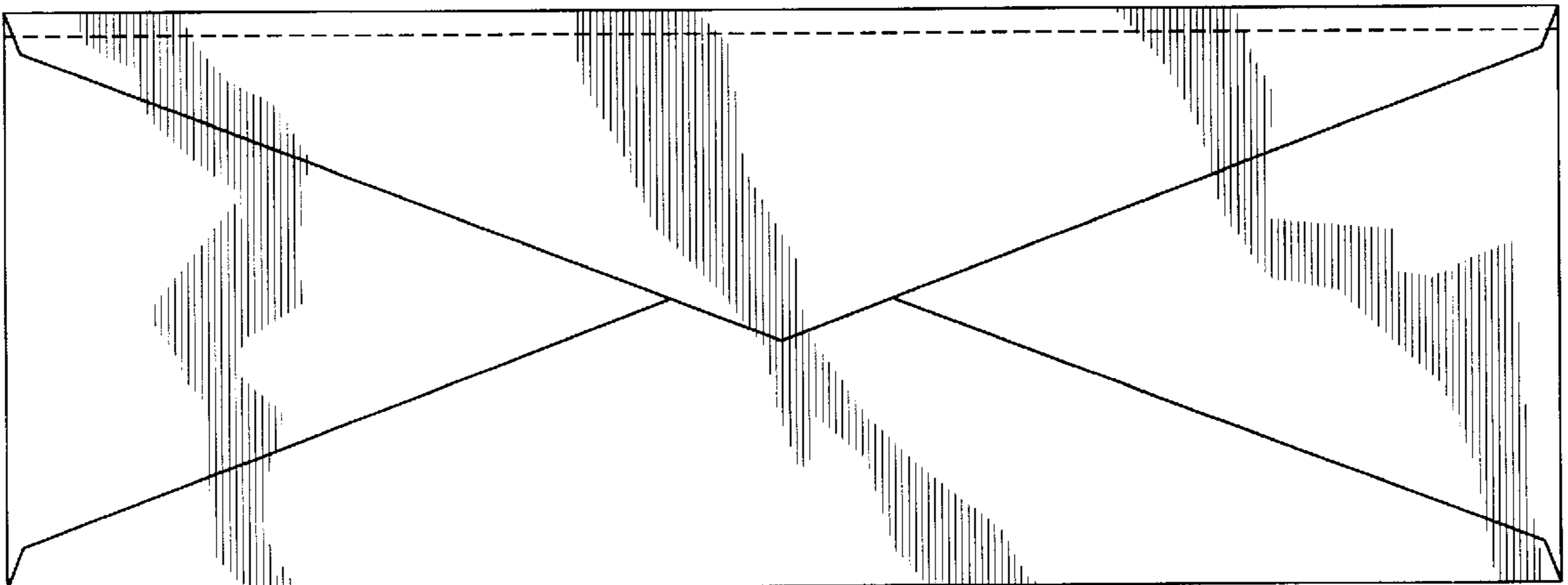


FIG. 3



FIG. 4



FIG. 5




FIG. 6



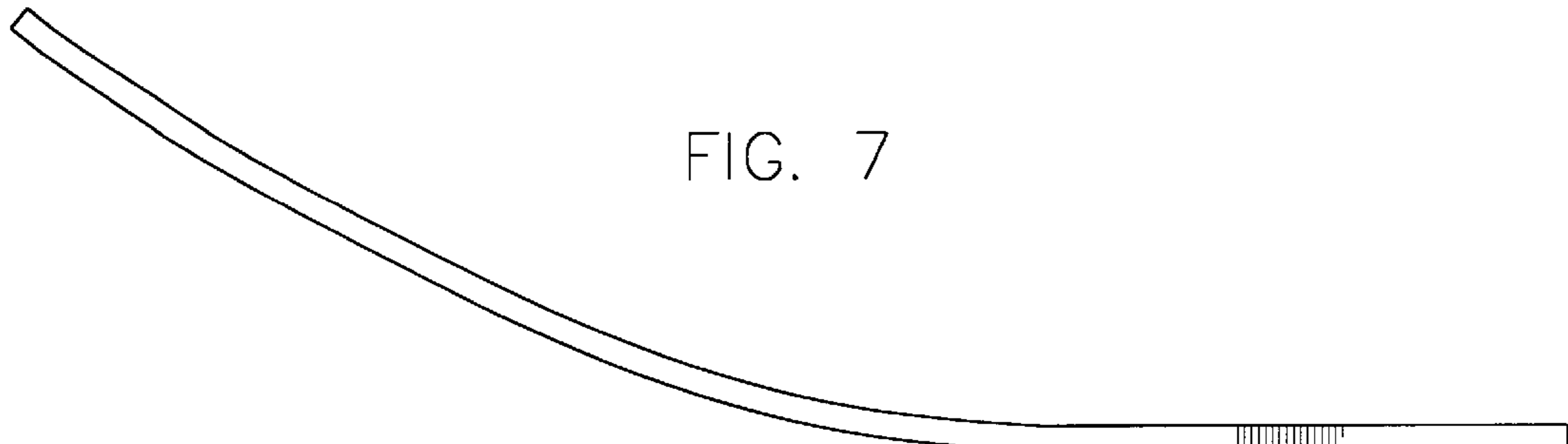


FIG. 7

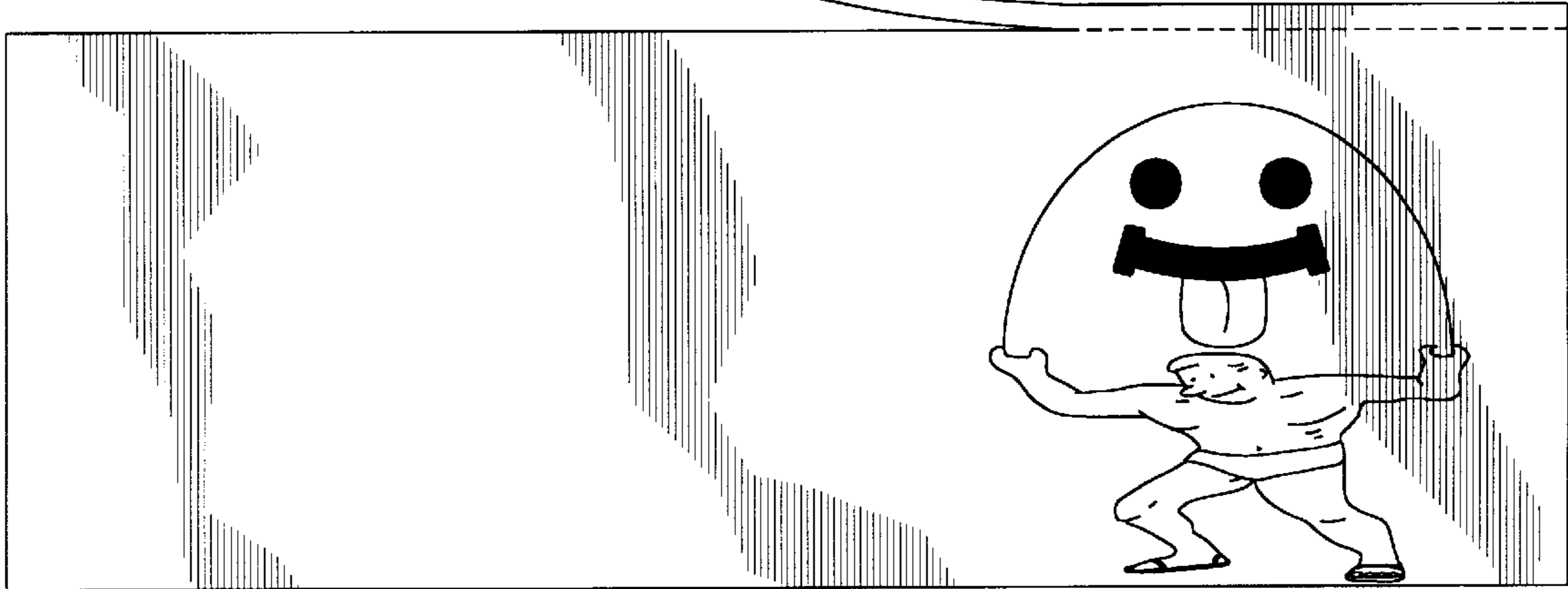


FIG. 8

