



US00D403654S

United States Patent [19] Houry

[11] Patent Number: Des. 403,654

[45] Date of Patent: **Jan. 5, 1999

[54] **CROSSBED TRUCK BOX**

[75] Inventor: **Robert Houry**, Chesterfield, Mo.

[73] Assignee: **Contico International, Inc.**, St. Louis, Mo.

[**] Term: **14 Years**

[21] Appl. No.: **85,813**

[22] Filed: **Mar. 31, 1998**

[51] **LOC (6) Cl.** **12-16**

[52] **U.S. Cl.** **D12/414.1**

[58] **Field of Search** D12/406, 412-415, D12/423-424, 425, 414.1; D3/905, 273, 294; D9/341; 296/24.1, 37.1, 37.6; 224/539-541, 400, 403-404; 280/901

4,288,011	9/1981	Grossman .
4,488,669	12/1984	Waters .
4,674,665	6/1987	Van Kirk .
4,770,330	9/1988	Bonstead et al. .
4,848,626	7/1989	Waters .
4,967,944	11/1990	Waters .
5,042,674	8/1991	Ramsay et al. .
5,065,887	11/1991	Schuh et al. .
5,080,250	1/1992	Dickinson et al. .
5,382,069	1/1995	Chambers .
5,419,476	5/1995	White .
5,439,150	8/1995	Trahms .
5,439,151	8/1995	Clayton .
5,601,206	2/1997	Haas et al. .
5,718,350	2/1998	Williams .

Primary Examiner—James Gandy
Assistant Examiner—Stacia Sinuik
Attorney, Agent, or Firm—Howell & Haferkamp, L.C.

[56] **References Cited**

U.S. PATENT DOCUMENTS

D. 235,583	6/1975	Parry .	
D. 257,340	10/1980	Grossman .	
D. 259,413	6/1981	Rehkopf .	
D. 274,139	6/1984	Suffern et al. .	
D. 278,995	5/1985	Waters .	
D. 285,673	9/1986	Waters	D12/423
D. 294,935	3/1988	Grossman .	
D. 298,308	11/1988	Vankirk	D12/423
D. 300,019	2/1989	Dickinson	D12/423
D. 305,502	1/1990	Waters	D9/341
D. 317,720	6/1991	Fielder	D12/423 X
D. 317,865	7/1991	Waters	D9/341
D. 317,868	7/1991	Fielder .	
D. 321,090	10/1991	Dickinson .	
D. 321,091	10/1991	Dickinson .	
D. 324,197	2/1992	Dickinson	D12/423
D. 340,218	10/1993	Delage et al.	D12/423
D. 349,091	7/1994	Dickinson .	
D. 352,496	11/1994	Gower	D12/423
D. 356,754	3/1995	Schmidt et al. .	
D. 360,755	8/1995	McClure .	
D. 369,342	4/1996	Williams	D12/423
D. 373,989	9/1996	Dickinson	D12/423
D. 385,110	10/1997	Yemini .	
3,854,621	12/1974	Parry .	
3,987,829	10/1976	Leone .	

[57] **CLAIM**

The ornamental design for a crossbed truck box, as shown and described.

DESCRIPTION

FIG. 1 is a perspective view of a crossbed truck box showing my new design;

FIG. 2 is an enlarged left side elevational view thereof, it being understood that the right side is a mirror image thereof;

FIG. 3 is an enlarged top plan view thereof;

FIG. 4 is an enlarged front elevational view thereof, it being understood that the rear is a mirror image thereof;

FIG. 5 is a perspective view of a second embodiment of a crossbed truck box showing my new design;

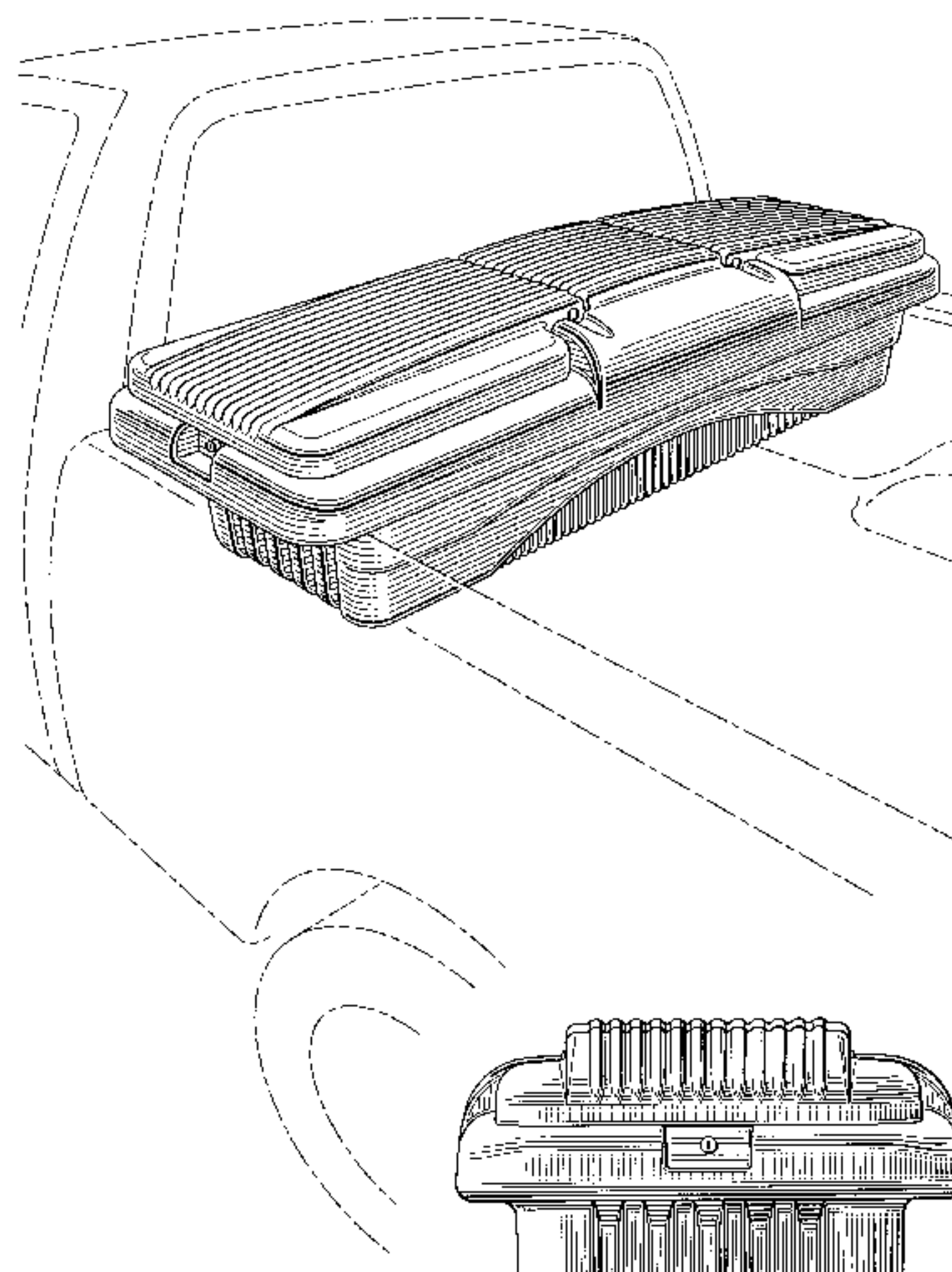
FIG. 6 is an enlarged left side elevational view thereof, it being understood that the right side is a mirror image thereof;

FIG. 7 is an enlarged top plan view thereof; and,

FIG. 8 is an enlarged front elevational view thereof, it being understood that the rear is a mirror image thereof.

The broken line showing of a truck in FIGS. 1 and 5 is for illustrative purposes only and forms no part of the claimed design.

1 Claim, 6 Drawing Sheets



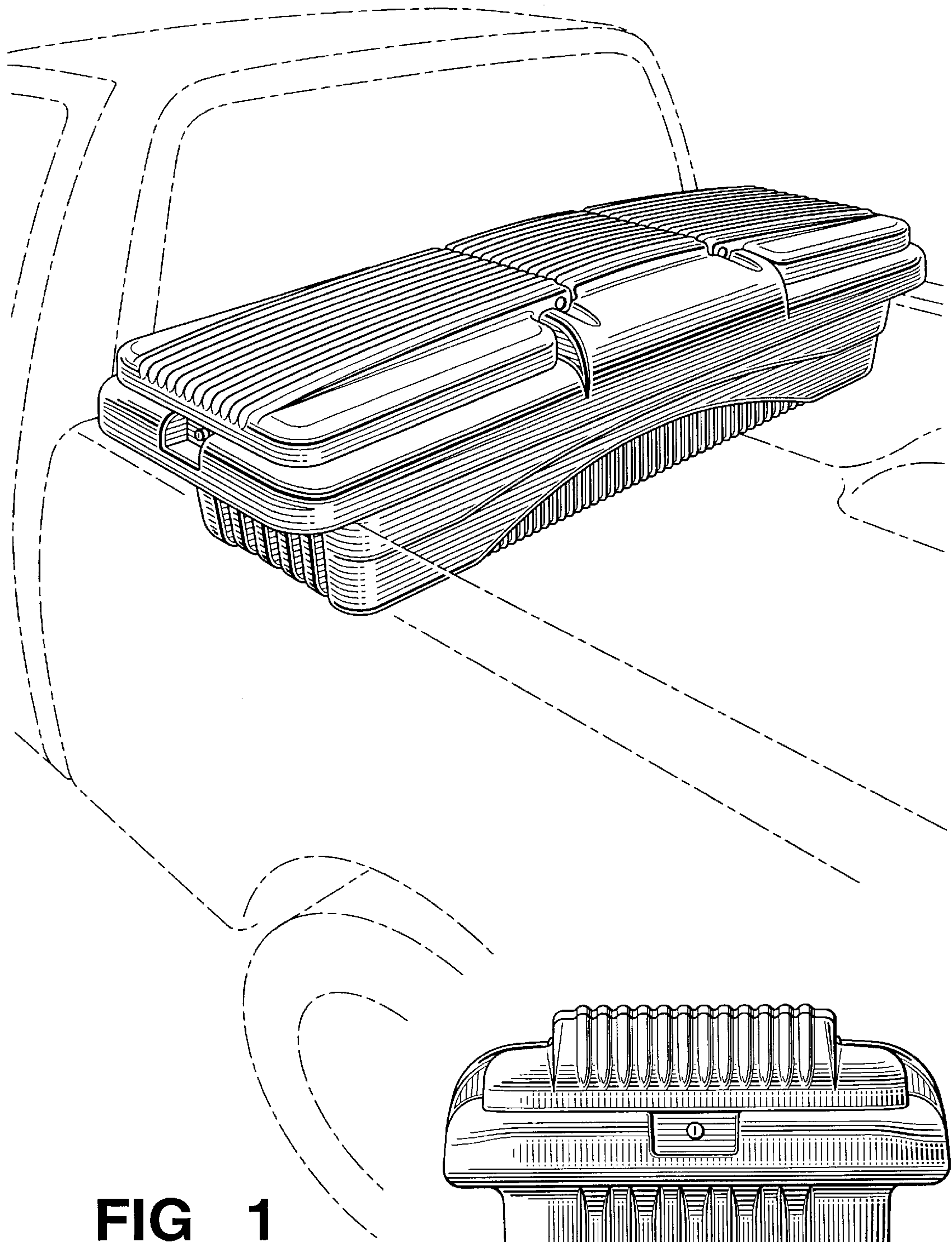


FIG 1

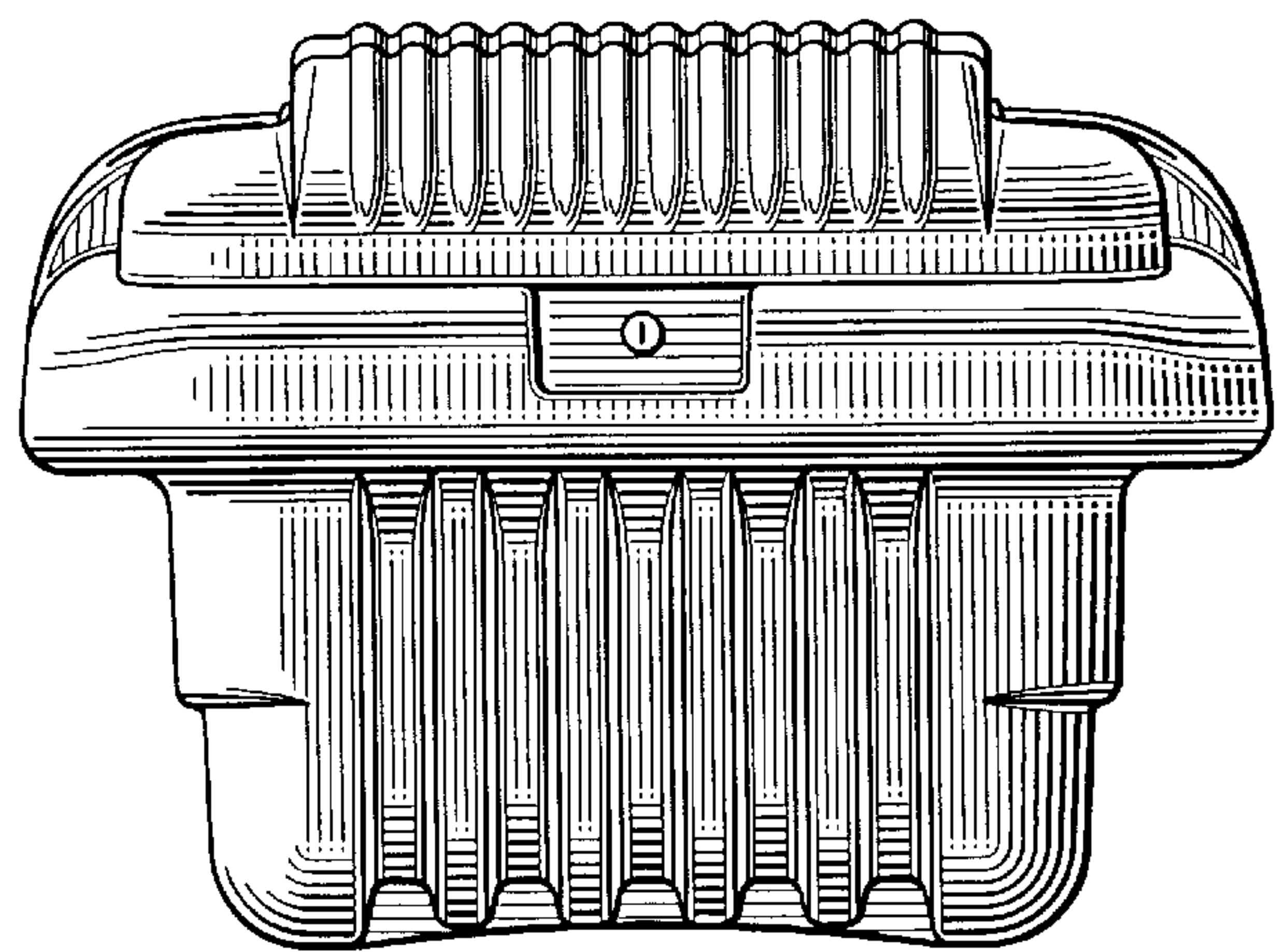


FIG 2

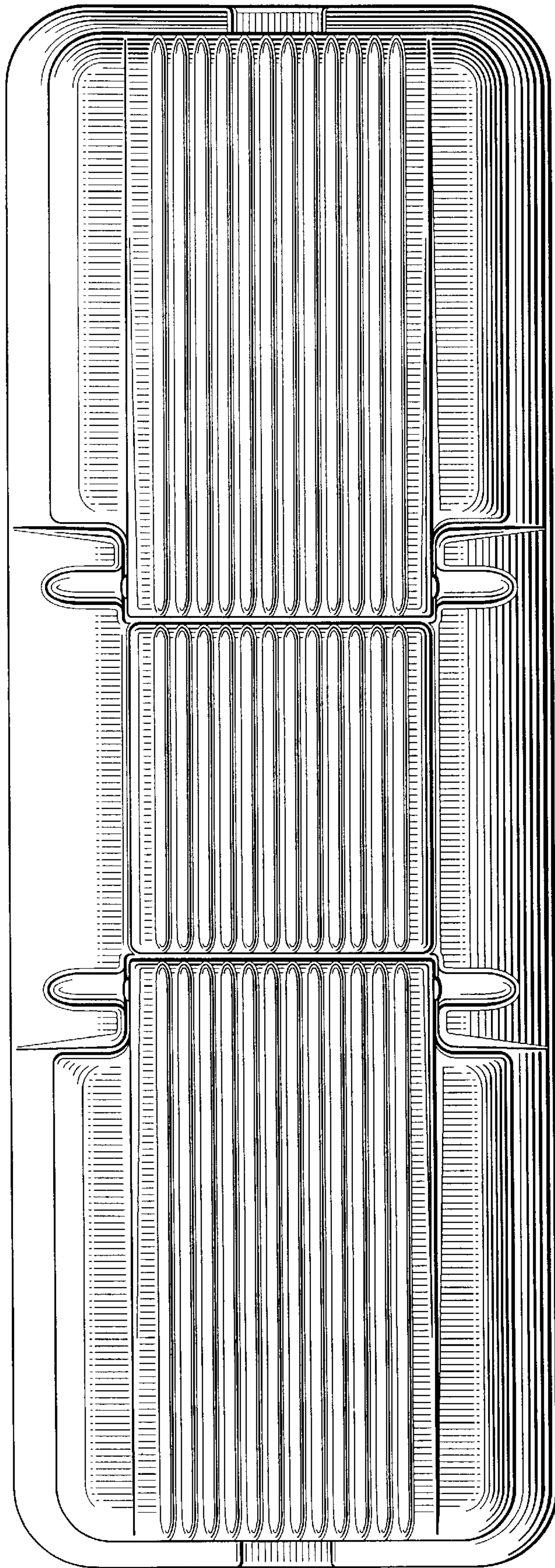


FIG 3

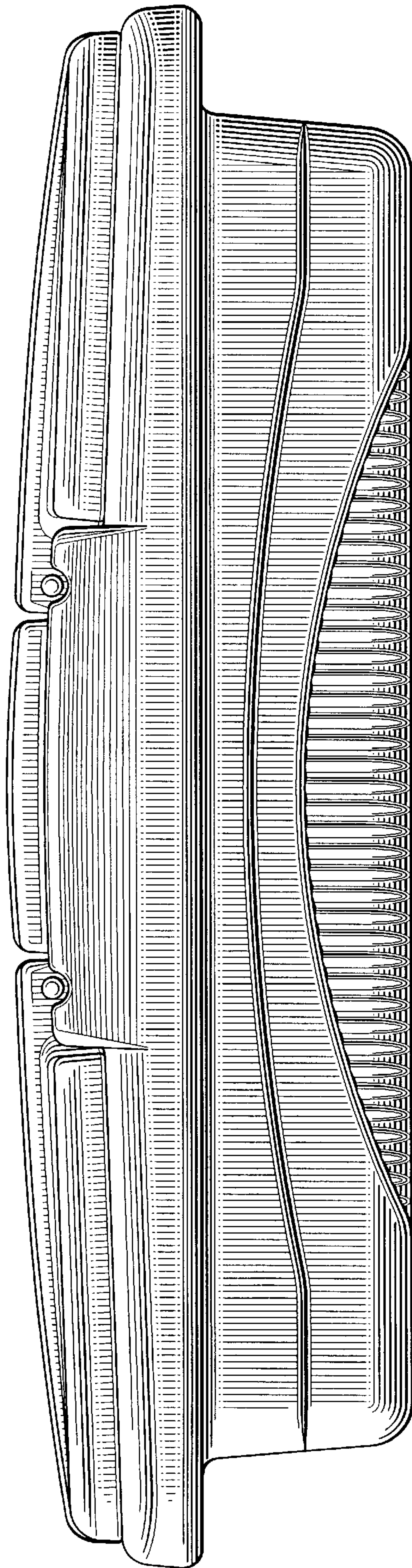


FIG 4

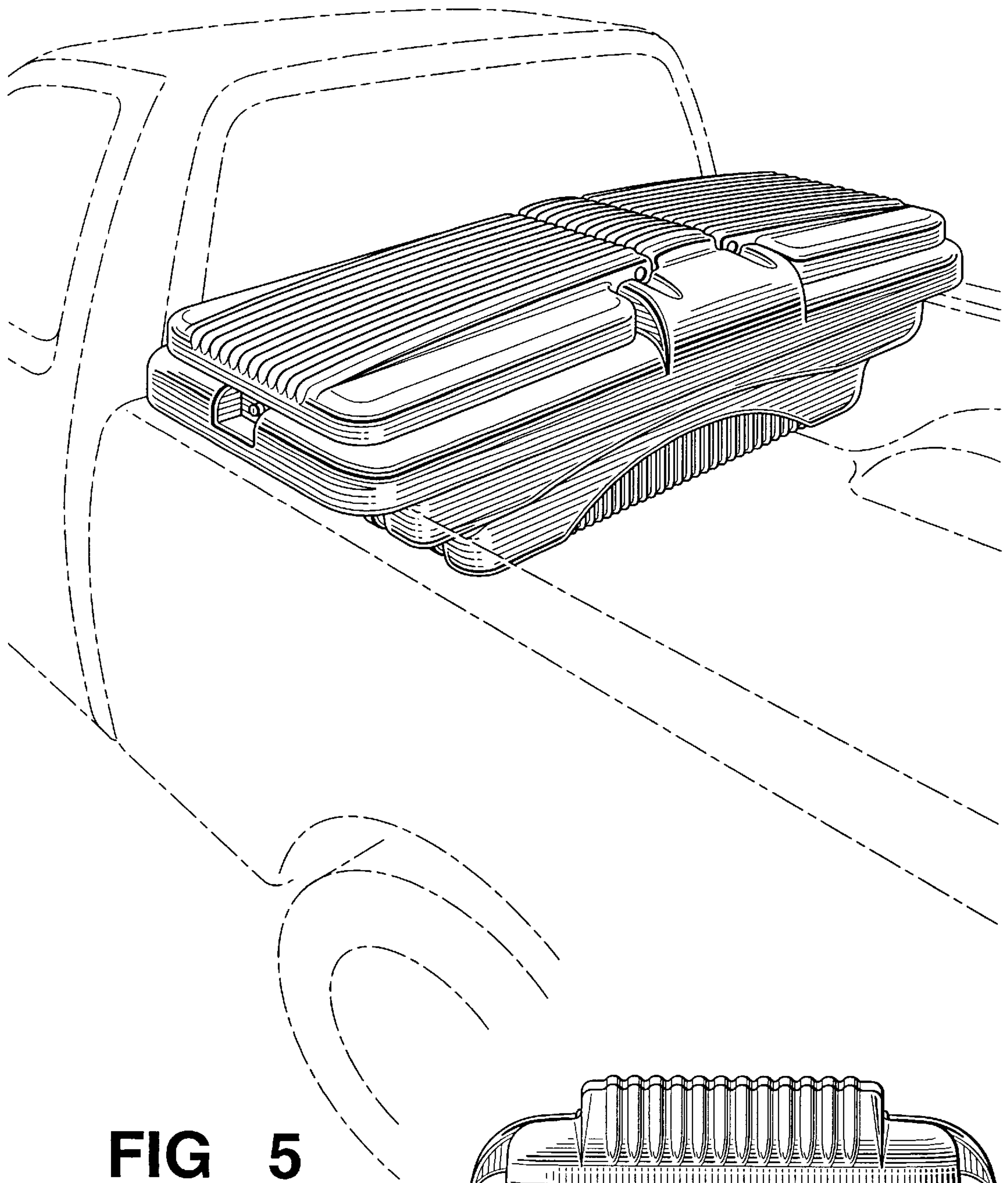


FIG 5

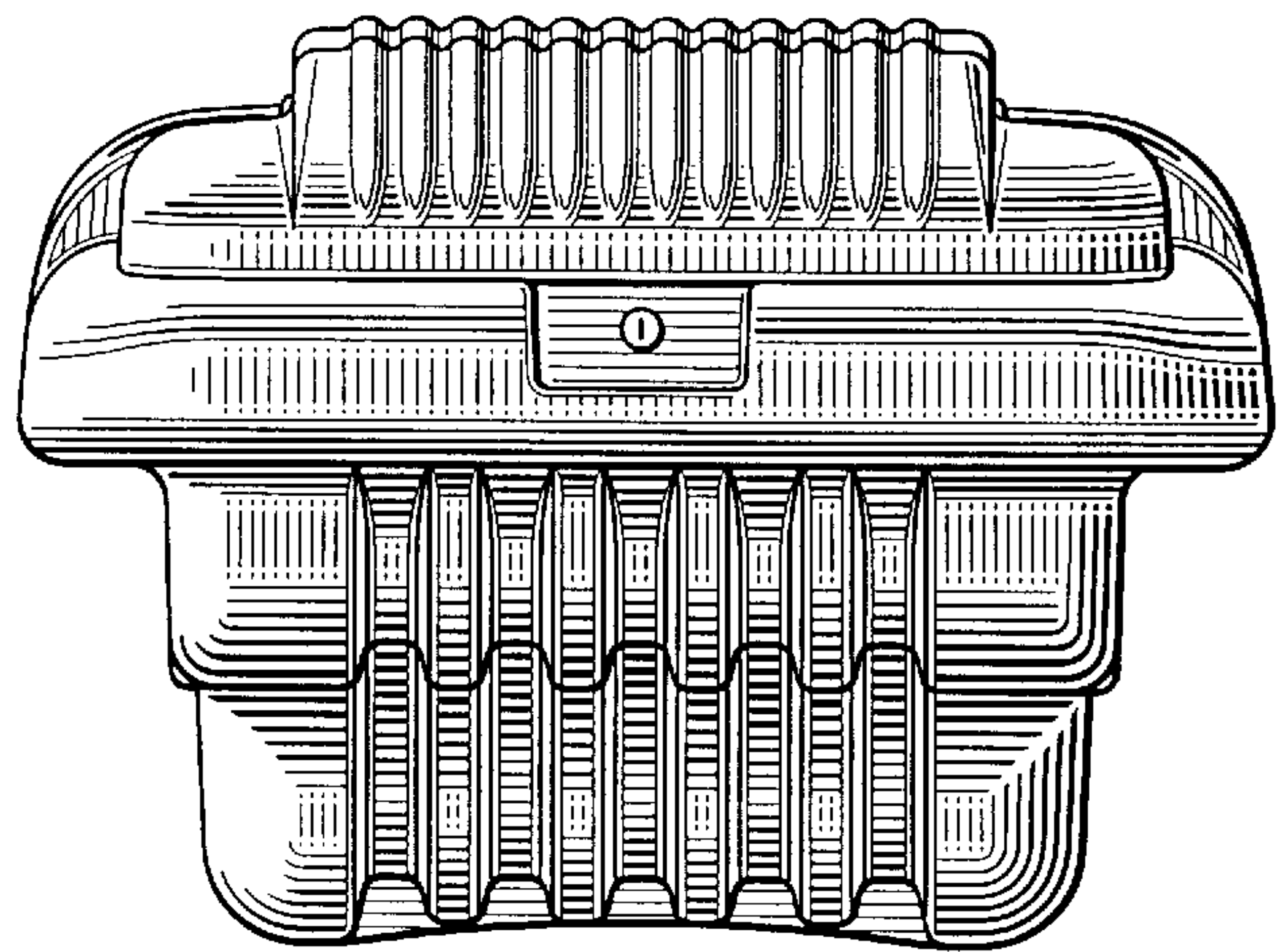


FIG 6

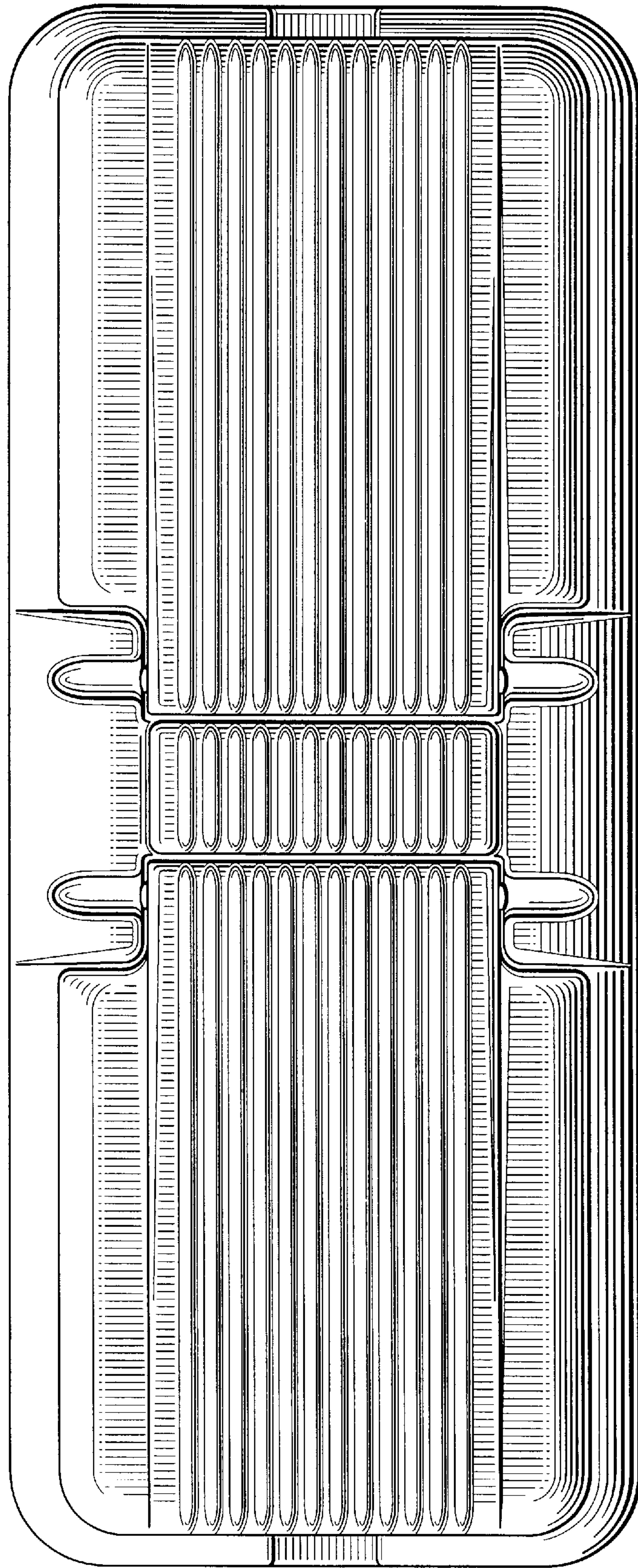


FIG 7

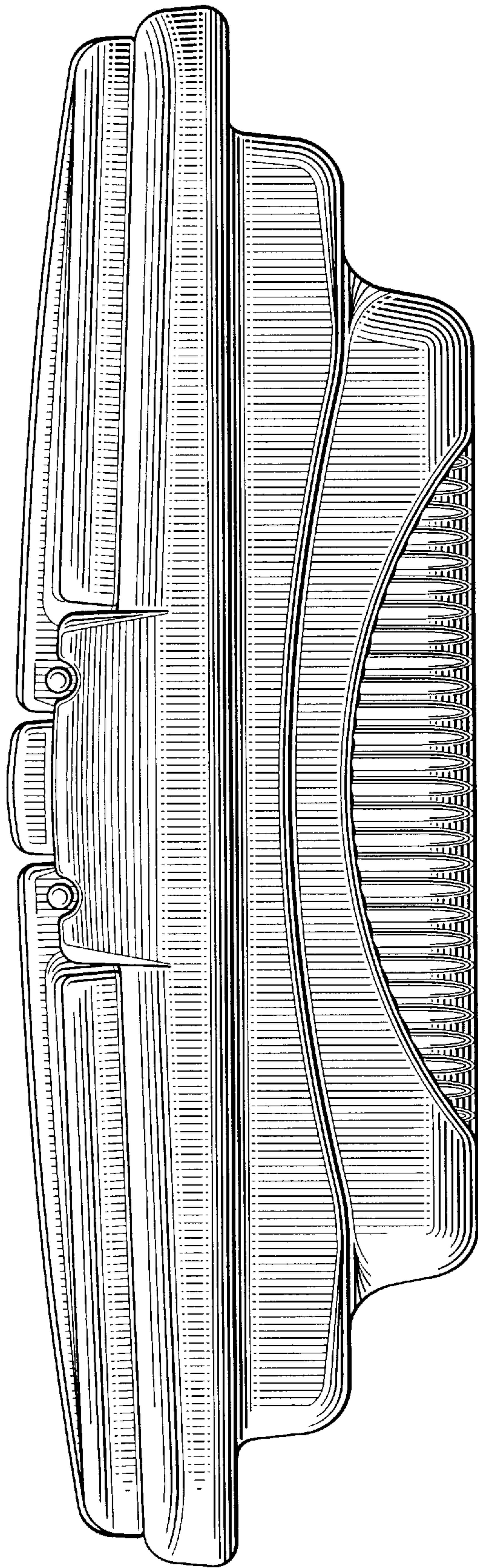


FIG 8