

US00D403648S

United States Patent [19]
Feriero

[11] **Patent Number:** **Des. 403,648**

[45] **Date of Patent:** ****Jan. 5, 1999**

[54] **WHEEL**

[75] **Inventor:** **Antonio Feriero, Milan, Italy**

[73] **Assignee:** **Tony Gomme di Feriero Antonio, Milan, Italy**

[**] **Term:** **14 Years**

[21] **Appl. No.:** **84,838**

[22] **Filed:** **Mar. 11, 1998**

[30] **Foreign Application Priority Data**

Dec. 15, 1997 [IT] Italy MI9700704

[51] **LOC (6) Cl.** **12-16**

[52] **U.S. Cl.** **D12/209**

[58] **Field of Search** D12/204-213;
301/64.1, 65, 37.1

[56] **References Cited**

U.S. PATENT DOCUMENTS

D. 215,652 10/1969 Griffith D12/209

D. 249,787 10/1978 Tanaka D12/205
D. 286,278 10/1986 Sandberg D12/211
D. 377,471 1/1997 Stach D12/209
D. 383,429 9/1997 Muzzarelli et al. D12/211
D. 385,524 10/1997 Nagashima D12/209
D. 392,237 3/1998 Kelley D12/209
D. 394,038 5/1998 Braun D12/211

Primary Examiner—Jeffrey Asch
Assistant Examiner—Stacia Sinuik
Attorney, Agent, or Firm—Henry D. Coleman; R. Neil Sudol

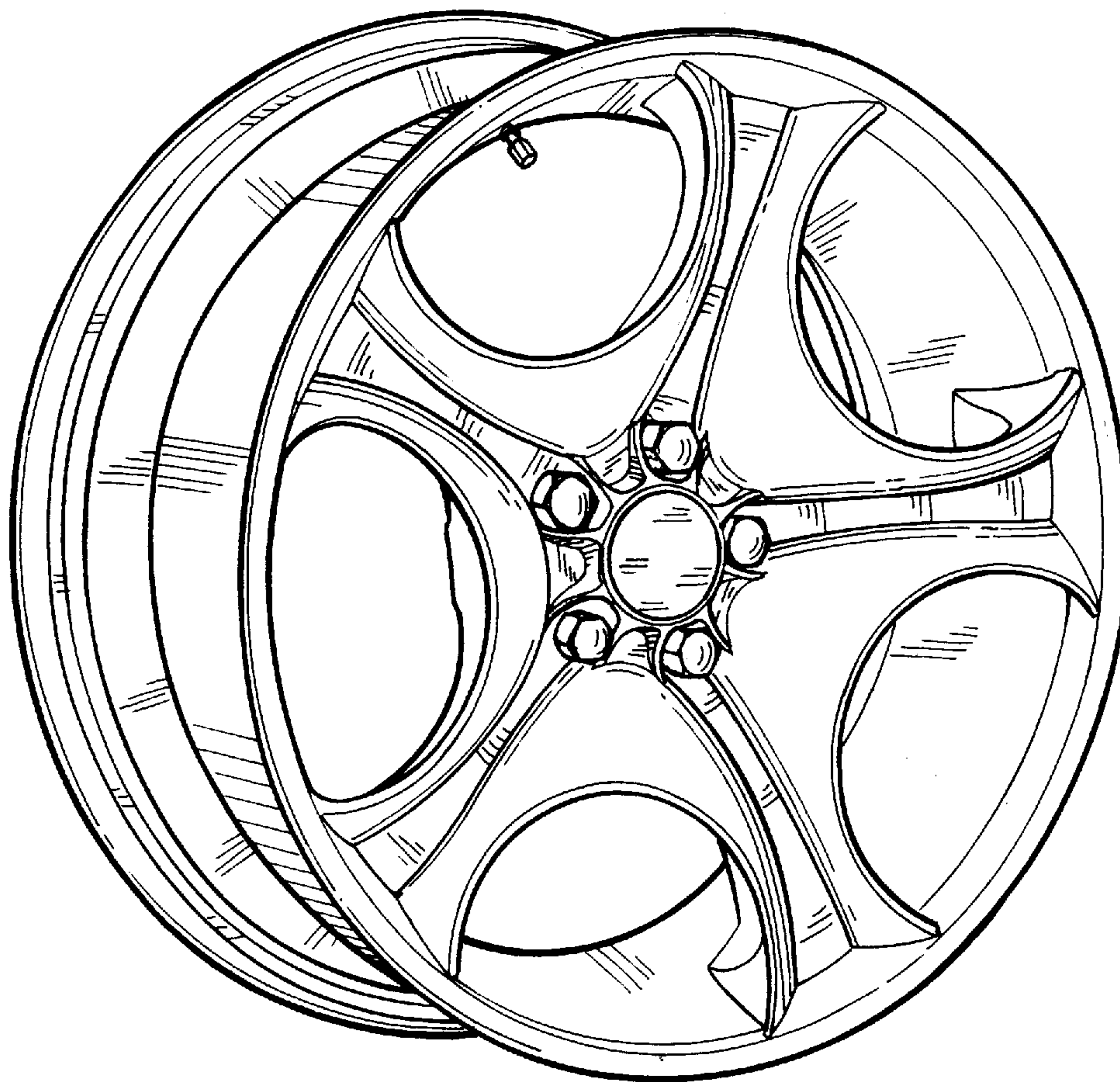
[57] **CLAIM**

The ornamental design for a wheel, as shown and described.

DESCRIPTION

FIG. 1 is a perspective of a wheel, showing my new design;
FIG. 2 is a front view thereof;
FIG. 3 is a right side view thereof;
FIG. 4 is a left side view thereof;
FIG. 5 is a top view thereof; and,
FIG. 6 is a bottom view thereof.

1 Claim, 4 Drawing Sheets



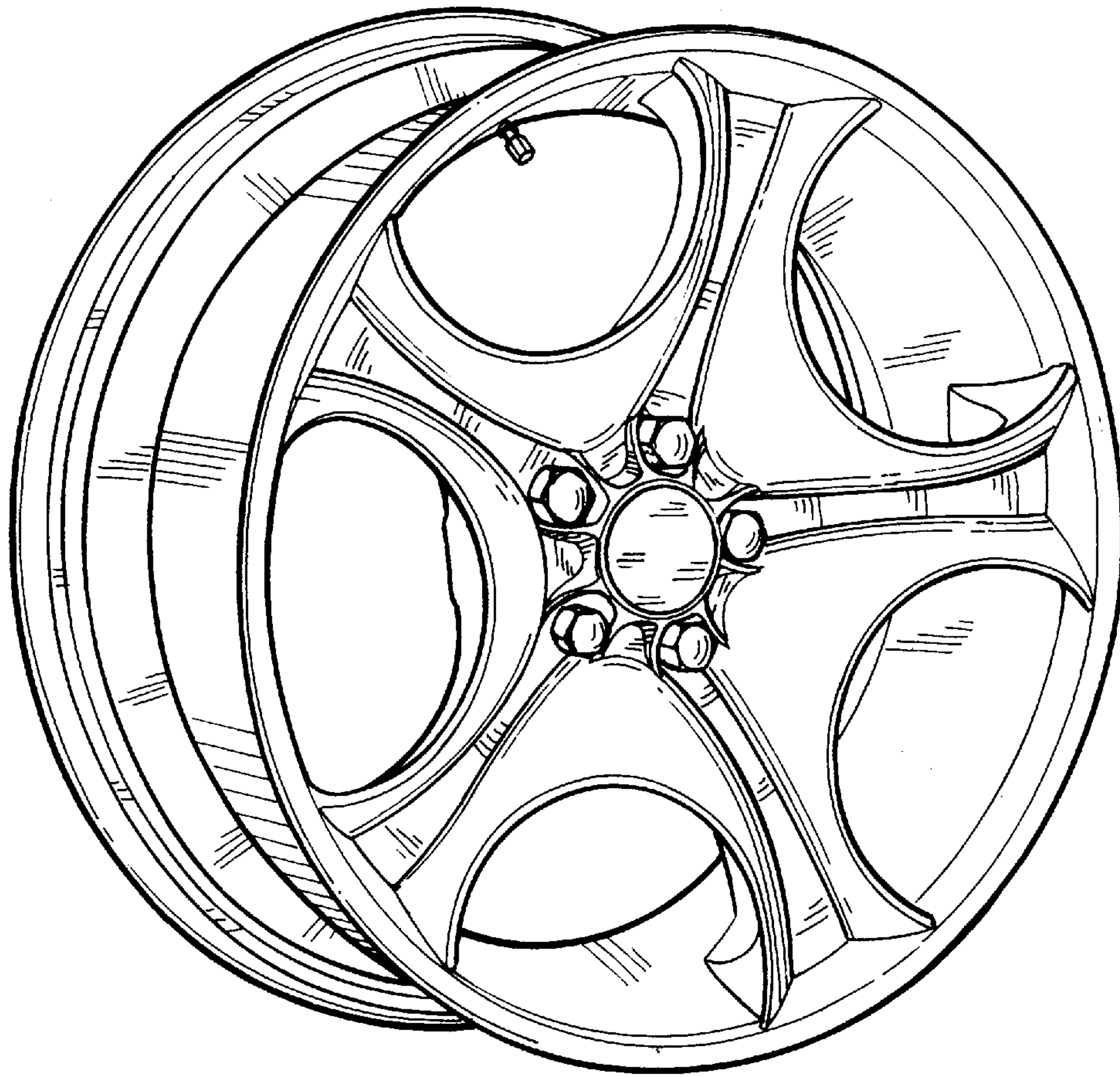


FIG. 1

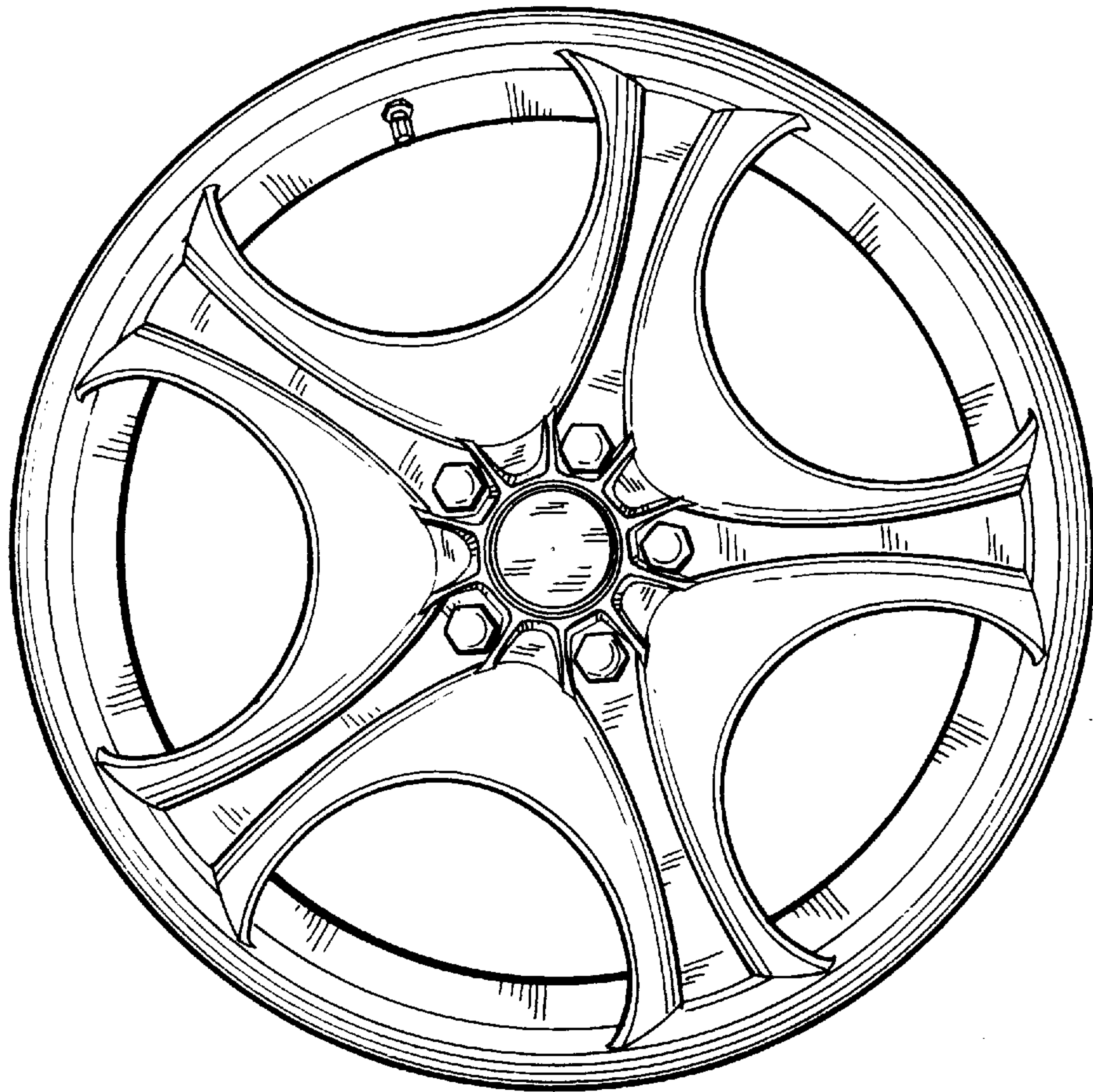


FIG. 2

FIG. 4





FIG. 3



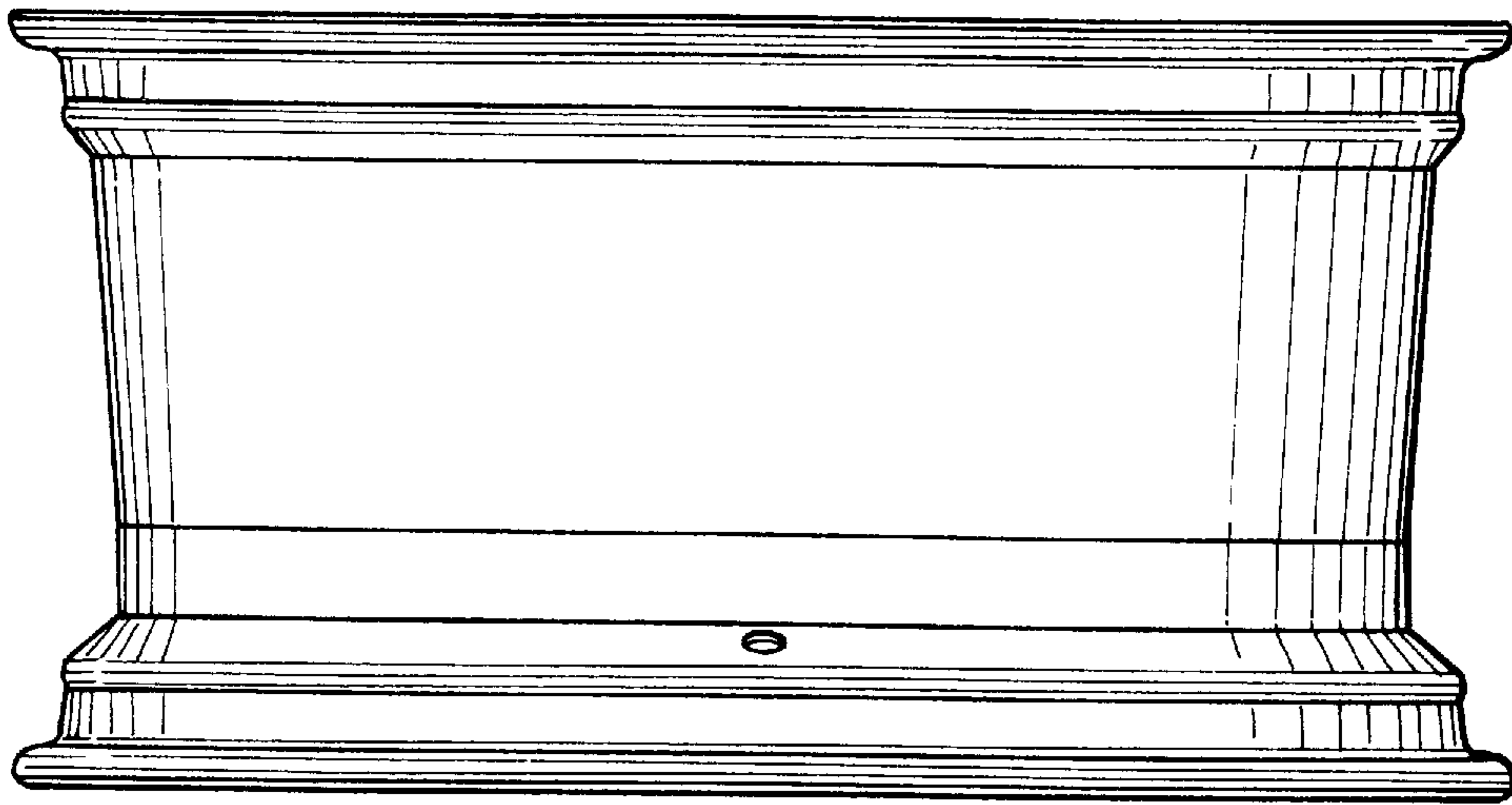


Fig. 5




Fig. 6