



US00D403647S

**United States Patent** [19]  
**Rotundo**

[11] **Patent Number: Des. 403,647**  
[45] **Date of Patent: \*\*Jan. 5, 1999**

[54] **WHEEL**

[75] Inventor: **Mike D. Rotundo**, Alhambra, Calif.

[73] Assignee: **Ultra Wheel Co.**, Buena Park, Calif.

[\*\*] Term: **14 Years**

[21] Appl. No.: **84,488**

[22] Filed: **Mar. 3, 1998**

[51] **LOC (6) Cl.** ..... **12-16**

[52] **U.S. Cl.** ..... **D12/209**

[58] **Field of Search** ..... D12/204-213;  
301/64.1, 65, 37.1

- D. 367,461 2/1996 Chung ..... D12/209
- D. 381,618 7/1997 Suprihanto ..... D12/209
- D. 384,928 10/1997 Neeper ..... D12/209
- D. 385,246 10/1997 Neeper ..... D12/209
- D. 385,843 11/1997 Cullen ..... D12/209
- D. 386,461 11/1997 Neeper ..... D12/209
- D. 391,544 3/1998 Noriega ..... D12/209

*Primary Examiner*—Jeffrey Asch  
*Assistant Examiner*—Stacia Sinuik  
*Attorney, Agent, or Firm*—Pretty, Schroeder & Poplawski

[57] **CLAIM**

The ornamental design for a wheel, as shown and described.

**DESCRIPTION**

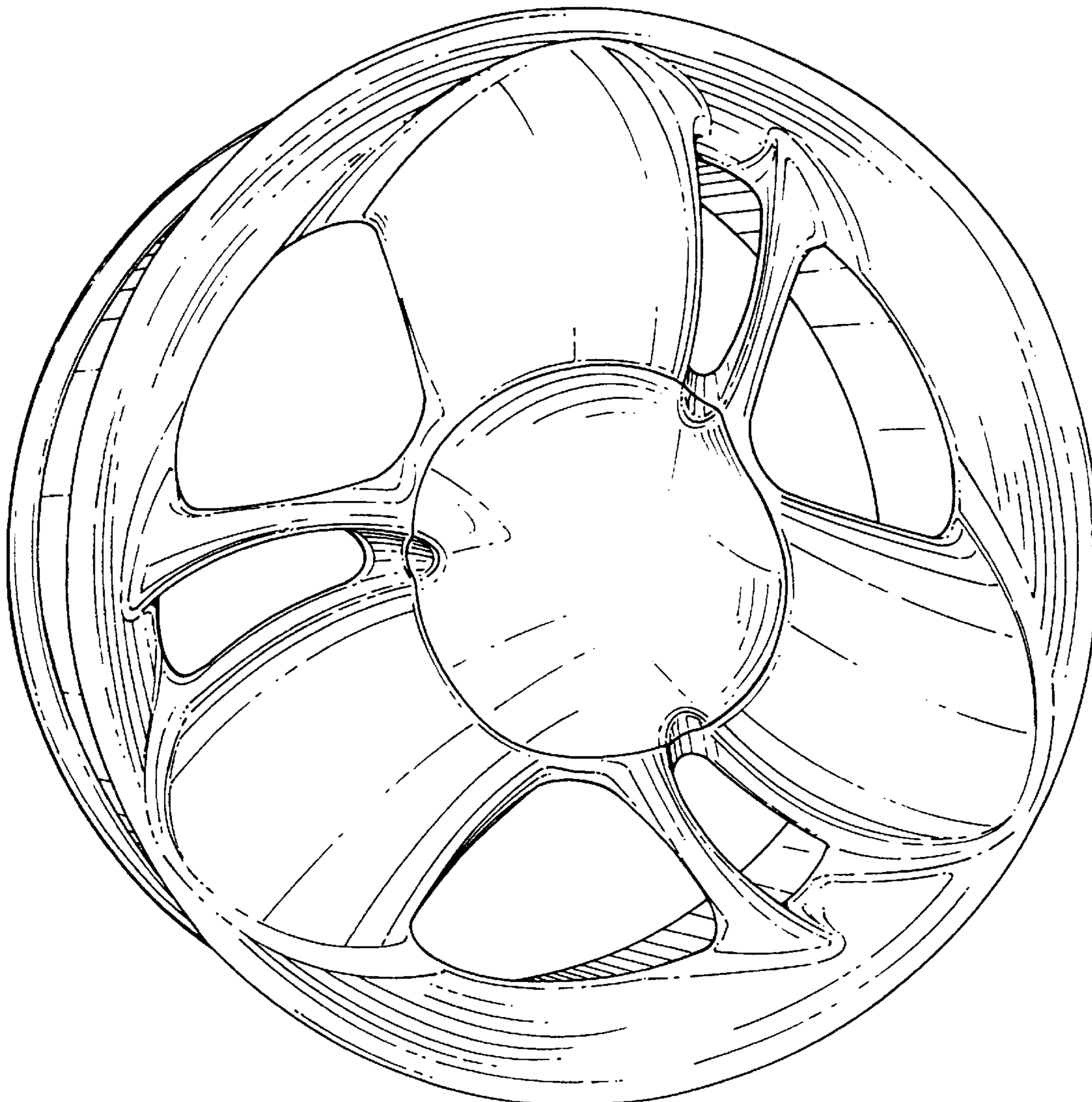
FIG. 1 is a perspective view of a wheel showing my design; FIG. 2 is a front elevational view thereof; and, FIG. 3 is a left-side elevational view thereof, the right side being a mirror image of the left side.

[56] **References Cited**

**U.S. PATENT DOCUMENTS**

- D. 351,821 10/1994 Oka ..... D12/209
- D. 364,843 12/1995 Hale, Jr. .... D12/209
- D. 364,844 12/1995 Chien ..... D12/209

**1 Claim, 3 Drawing Sheets**



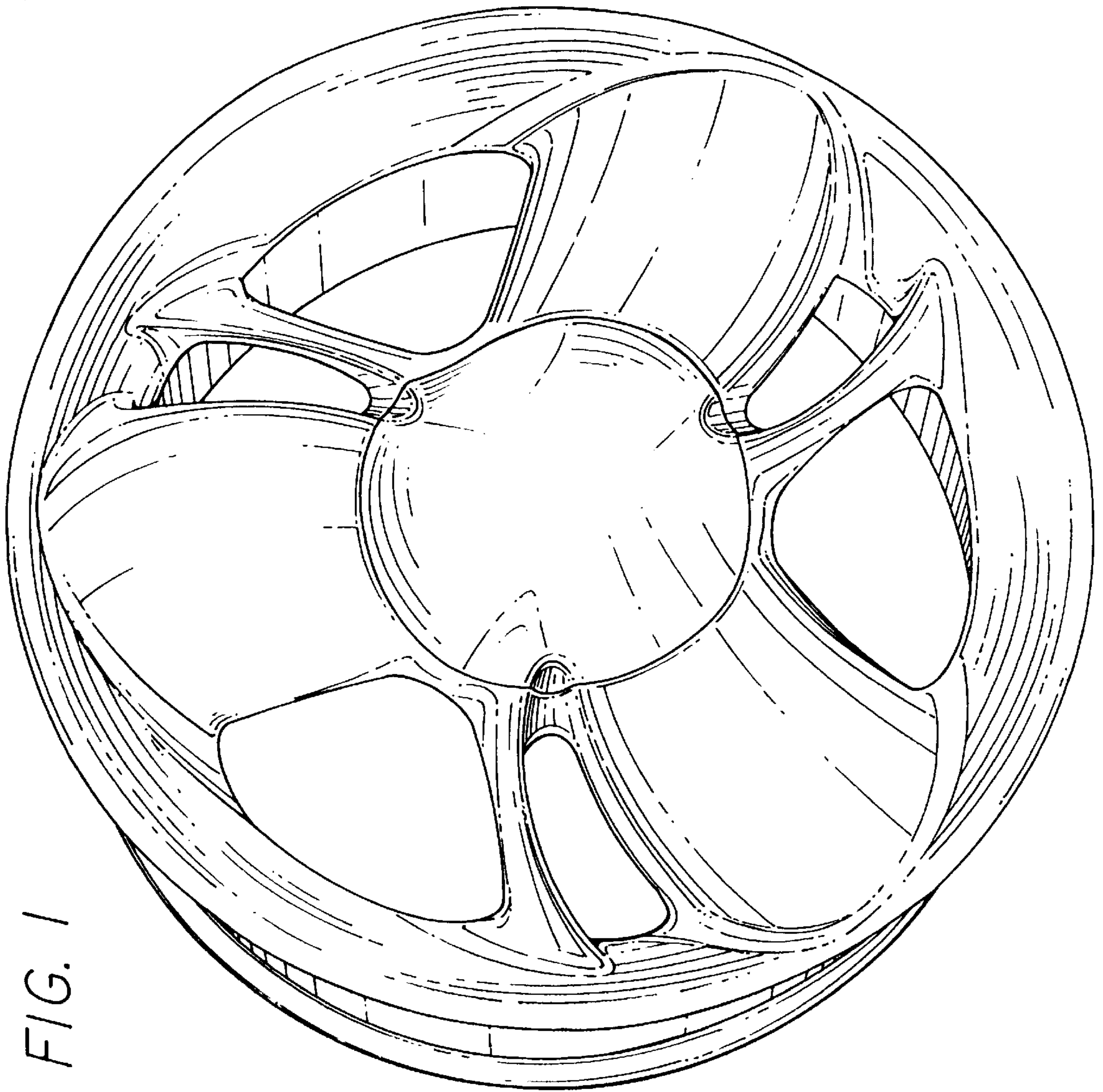
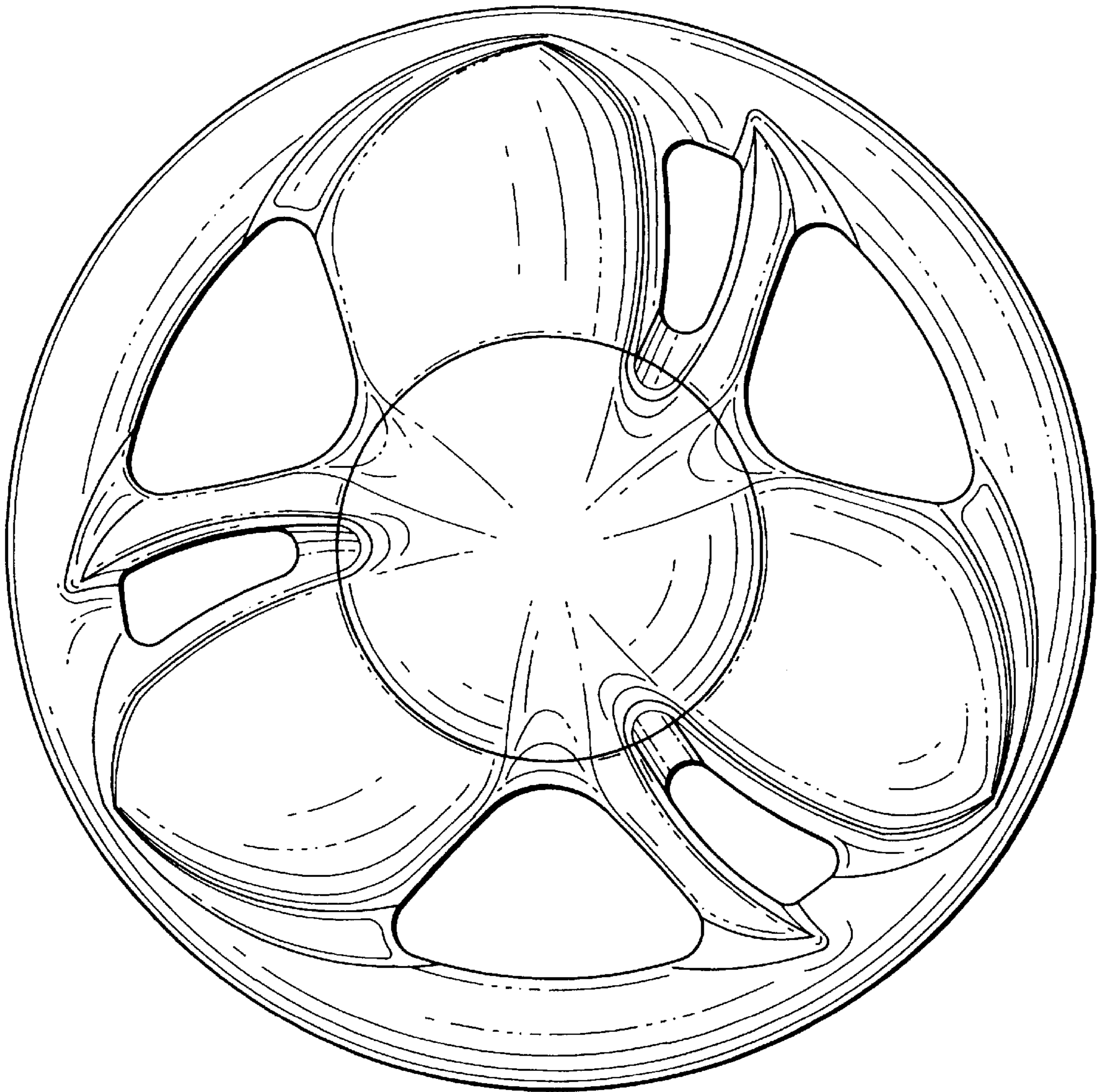


FIG. 1

FIG. 2



*FIG. 3*

