



US00D403646S

United States Patent [19] Rotundo

[11] **Patent Number: Des. 403,646**

[45] **Date of Patent: **Jan. 5, 1999**

[54] **WHEEL**

[75] Inventor: **Mark S. Rotundo**, Alhambra, Calif.

[73] Assignee: **Ultra Wheel Co.**, Buena Park, Calif.

[**] Term: **14 Years**

[21] Appl. No.: **84,487**

[22] Filed: **Mar. 3, 1998**

[51] **LOC (6) Cl.** **12-16**

[52] **U.S. Cl.** **D12/209**

[58] **Field of Search** D12/204-213;
301/64.1, 65, 37.1

- D. 384,633 10/1997 Syring D12/211
- D. 384,930 10/1997 Hale, Jr. D12/209
- D. 385,842 11/1997 Cullen D12/209
- D. 386,740 11/1997 Cullen D12/209
- D. 390,822 2/1998 Neeper D12/209
- D. 392,239 3/1998 Cullen D12/209
- D. 392,931 3/1998 Wang D12/209
- D. 393,442 4/1998 Noriega D12/209

Primary Examiner—Jeffrey Asch
Assistant Examiner—Stacia Sinuik
Attorney, Agent, or Firm—Pretty, Schroeder & Poplawski

[57] CLAIM

The ornamental design for a wheel, as shown and described.

DESCRIPTION

FIG. 1 is a perspective view of a wheel showing my design; FIG. 2 is a front elevational view thereof; and, FIG. 3 is a left-side elevational view thereof, the right side being a mirror image of the left side.

1 Claim, 3 Drawing Sheets

[56] References Cited

U.S. PATENT DOCUMENTS

- D. 248,295 6/1978 Day et al. D12/206
- D. 311,896 11/1990 Mori D12/209
- D. 377,640 1/1997 Neeper D12/209
- D. 380,431 7/1997 Brown et al. D12/209




FIG. 1

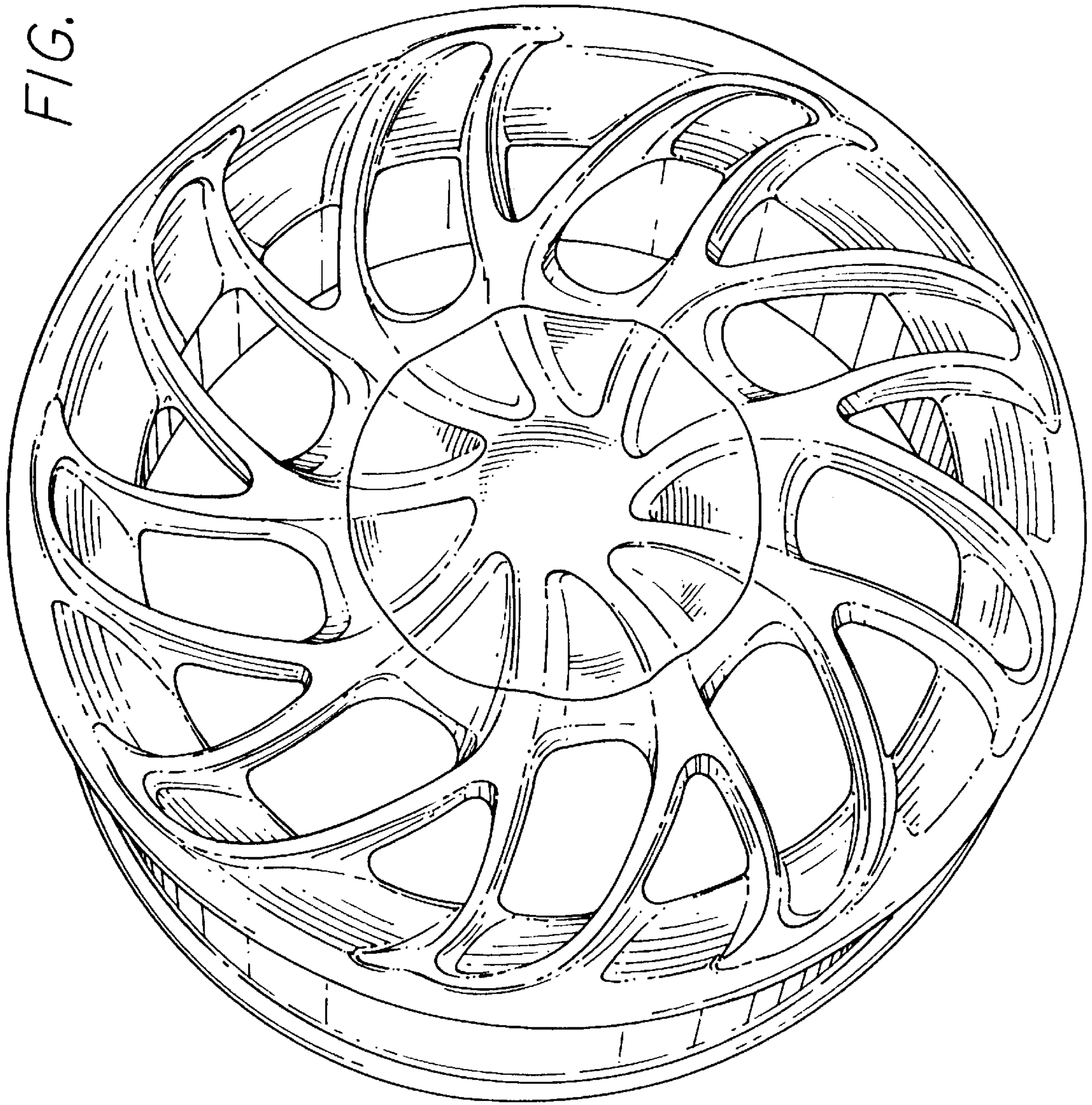


FIG. 2

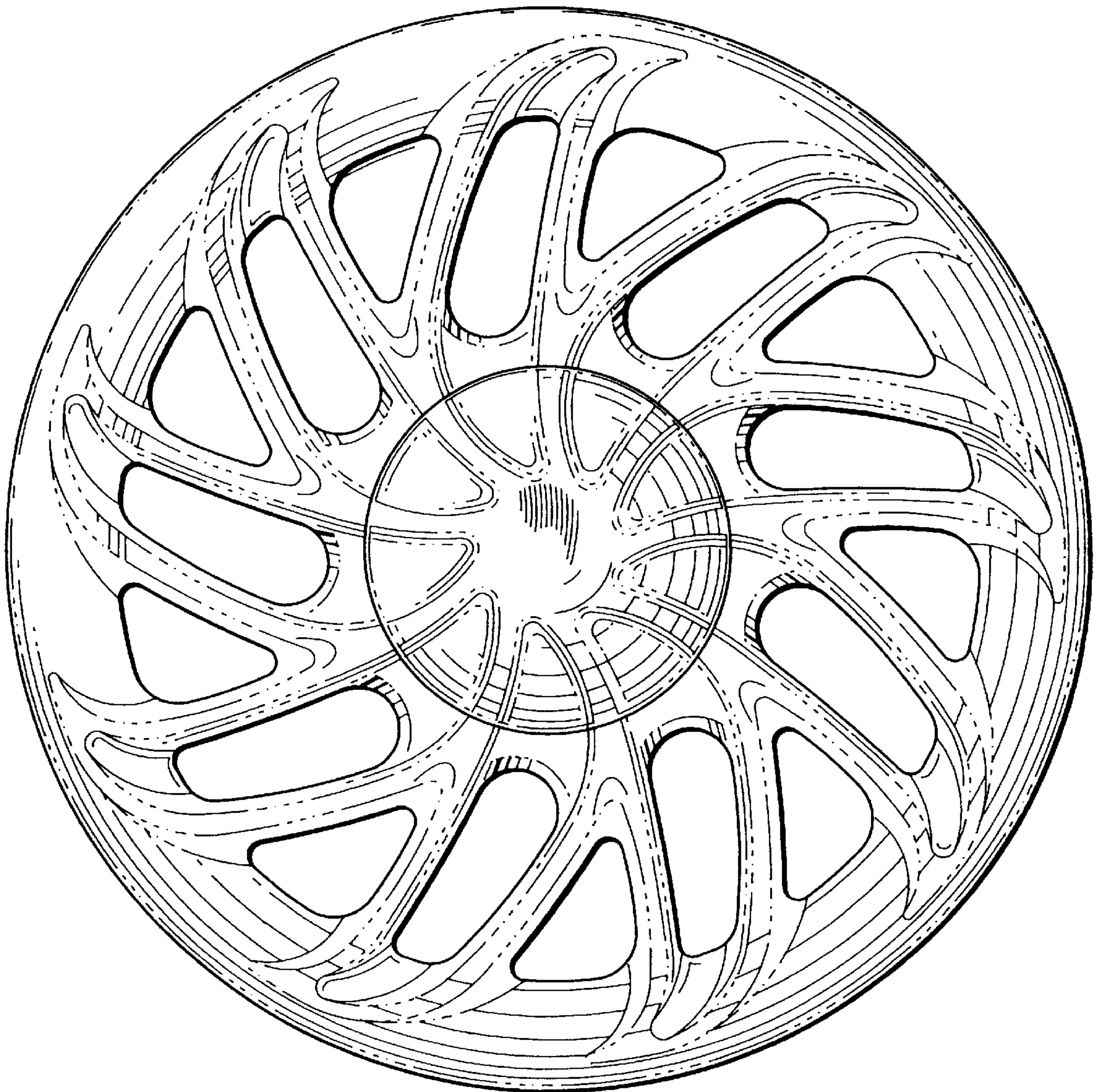


FIG. 3

