



US00D403600S

United States Patent [19]
Conforti et al.

[11] **Patent Number: Des. 403,600**
[45] **Date of Patent: **Jan. 5, 1999**

[54] **MEASURING SPOON**

3,030,812 4/1962 Lutz 73/426
3,858,320 1/1975 Neal .

[75] Inventors: **Karen Conforti**, Batavia; **Arlene Harris**, Highland Park, both of Ill.

OTHER PUBLICATIONS

[73] Assignee: **L&P Property Management Company**, Southgate, Calif.

Williams–Sonoma Insert, Plain Spoon, #28–331629, May –1995.

[**] Term: **14 Years**

House and Garden Magazine—Oct. 73, p. 155, Measuring Cups & Spoons.

[21] Appl. No.: **67,035**

Amco Houseworks Catalog Price List Effective May 1, 1995; pp. 4, 5, 8, 9, 10 Photographs showing solid spoon catalog #521 on p. 8 and measuring spoon set #528 on p. 9 undated.

[22] Filed: **Feb. 26, 1997**

[51] **LOC (6) Cl.** **10-04**

Primary Examiner—Terry A. Wallace

[52] **U.S. Cl.** **D10/46.2; D7/691**

Attorney, Agent, or Firm—Martin L. Stern; Laff, Whitesel, Conte & Saret, Ltd.

[58] **Field of Search** D7/647, 653–664,
D7/688–692; D10/46.2, 46.3; 30/324–328;
73/426–429

[57] **CLAIM**

[56] **References Cited**

The ornamental design for a measuring spoon, as shown and described.

U.S. PATENT DOCUMENTS

DESCRIPTION

D. 15,051	6/1884	Freeman .	
D. 183,912	11/1958	Bloom	D7/644
D. 232,013	7/1974	Cyren	D10/46.2
D. 268,244	3/1983	Morin .	
D. 302,089	7/1989	Ancona et al.	D7/691
D. 302,777	8/1989	Hiscott et al. .	
D. 330,863	11/1992	Green	D10/46.2
D. 365,254	12/1995	Pizzati	D7/688
929,917	8/1909	Collins	30/324 X
1,555,502	9/1925	Knoblauch	30/325 X
2,474,100	6/1949	Earnest	241/168

FIG. 1 is a perspective view of a measuring spoon showing our new design;

FIG. 2 is a rear elevational view thereof;

FIG. 3 is a front elevational view thereof;

FIG. 4 is a top plan view thereof;

FIG. 5 is a side elevational view thereof, the opposite side being identical; and,

FIG. 6 is a bottom plan view thereof.

1 Claim, 1 Drawing Sheet

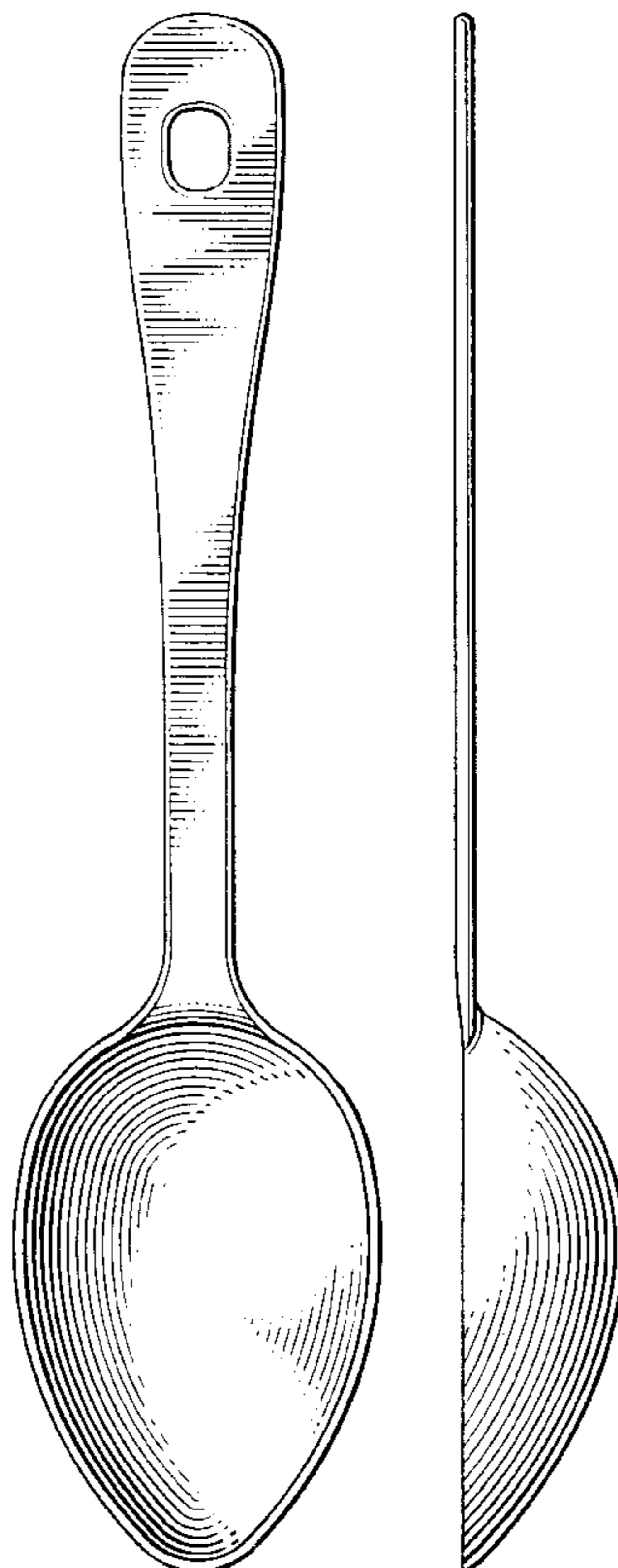


FIG. 1

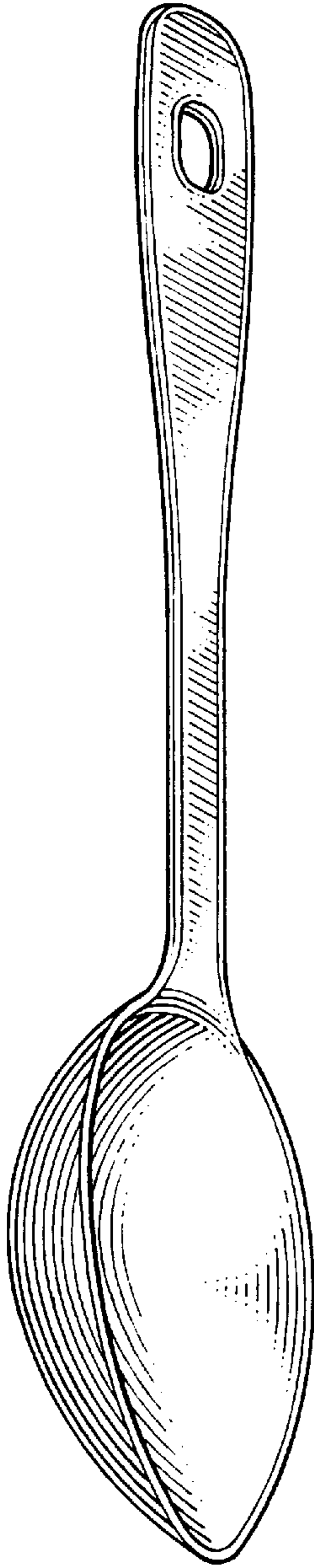


FIG. 2

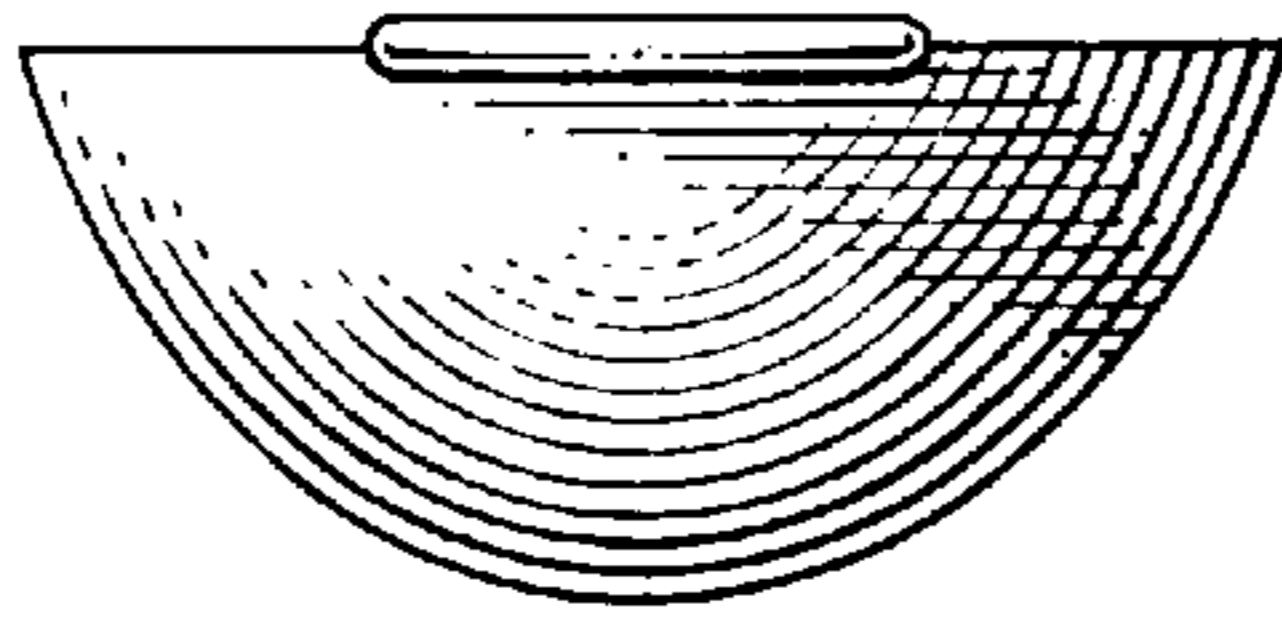


FIG. 3

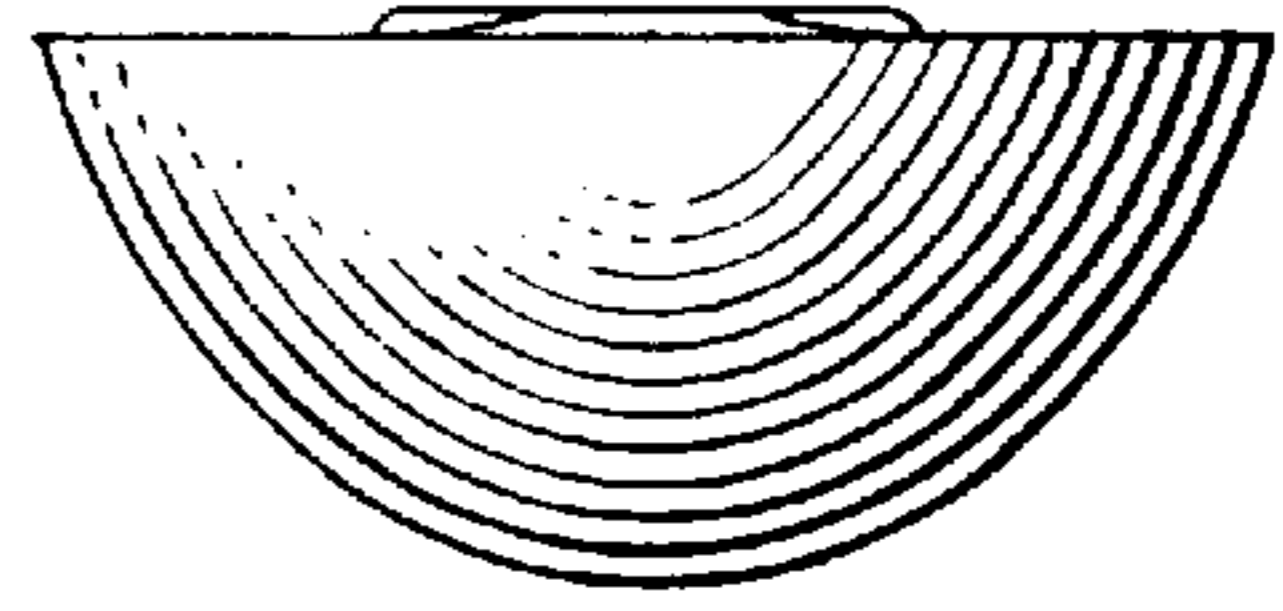


FIG. 4

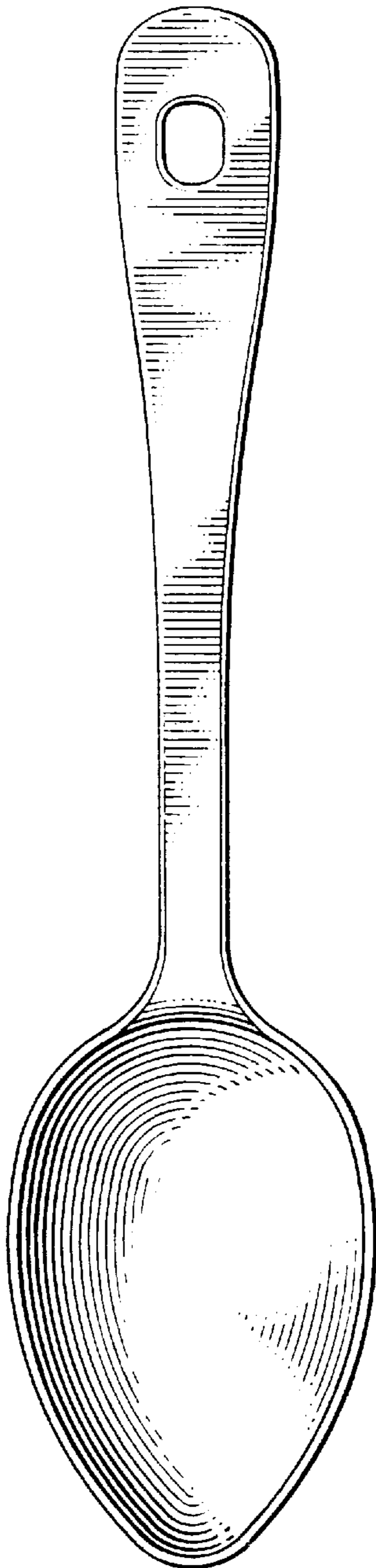


FIG. 5




FIG. 6

