



US00D403598S

United States Patent [19] Balet

[11] **Patent Number: Des. 403,598**

[45] **Date of Patent: **Jan. 5, 1999**

[54] **WATCH CASE**

D. 370,856 6/1996 Krieger D10/32
D. 380,395 7/1997 Lassigne D10/32

[75] Inventor: **Yves Balet**, Sion, Switzerland

OTHER PUBLICATIONS

[73] Assignee: **Indtec Industrialisation et Technologie S.A.**, Sion, Switzerland

Swiss Watch & Jewelry Journal—Apr. 1985. p. 569—watch.

[**] Term: **14 Years**

Primary Examiner—Nelson C. Holtje
Attorney, Agent, or Firm—Michael J. Brown; Irving M. Fishman

[21] Appl. No.: **84,139**

[22] Filed: **Feb. 25, 1998**

[57] CLAIM

[30] Foreign Application Priority Data

I claim the ornamental design for the watch case, as shown and described.

Aug. 25, 1997 [XH] Hague Agreement DM41171

DESCRIPTION

[51] **LOC (6) Cl.** **10-02**

FIG. 1 is a top edge view of the new ornamental watch case of the present invention;

[52] **U.S. Cl.** **D10/39**

FIG. 2 is a bottom edge view thereof;

[58] **Field of Search** D10/1-40, 122-132;
368/280-282, 276-277, 285

FIG. 3 is a right side edge view thereof;

FIG. 4 is a underside elevation view thereof;

FIG. 5 is a left side edge view thereof;

FIG. 6 is a front elevation view thereof; and,

FIG. 7 is a top right perspective view thereof.

[56] References Cited

U.S. PATENT DOCUMENTS

D. 312,579 12/1990 Aikawa D10/39
D. 332,408 1/1993 Chodat D10/30
D. 365,284 12/1995 Droz D10/39

1 Claim, 2 Drawing Sheets



FIG. 1




FIG. 2

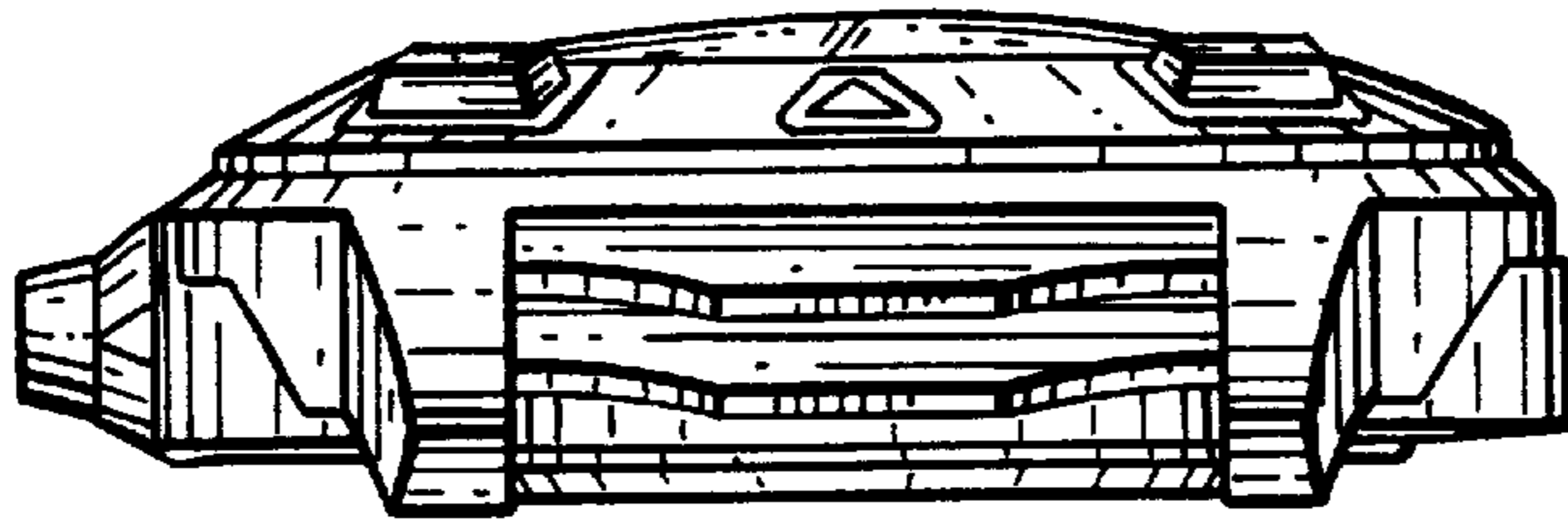


FIG. 3




FIG. 4

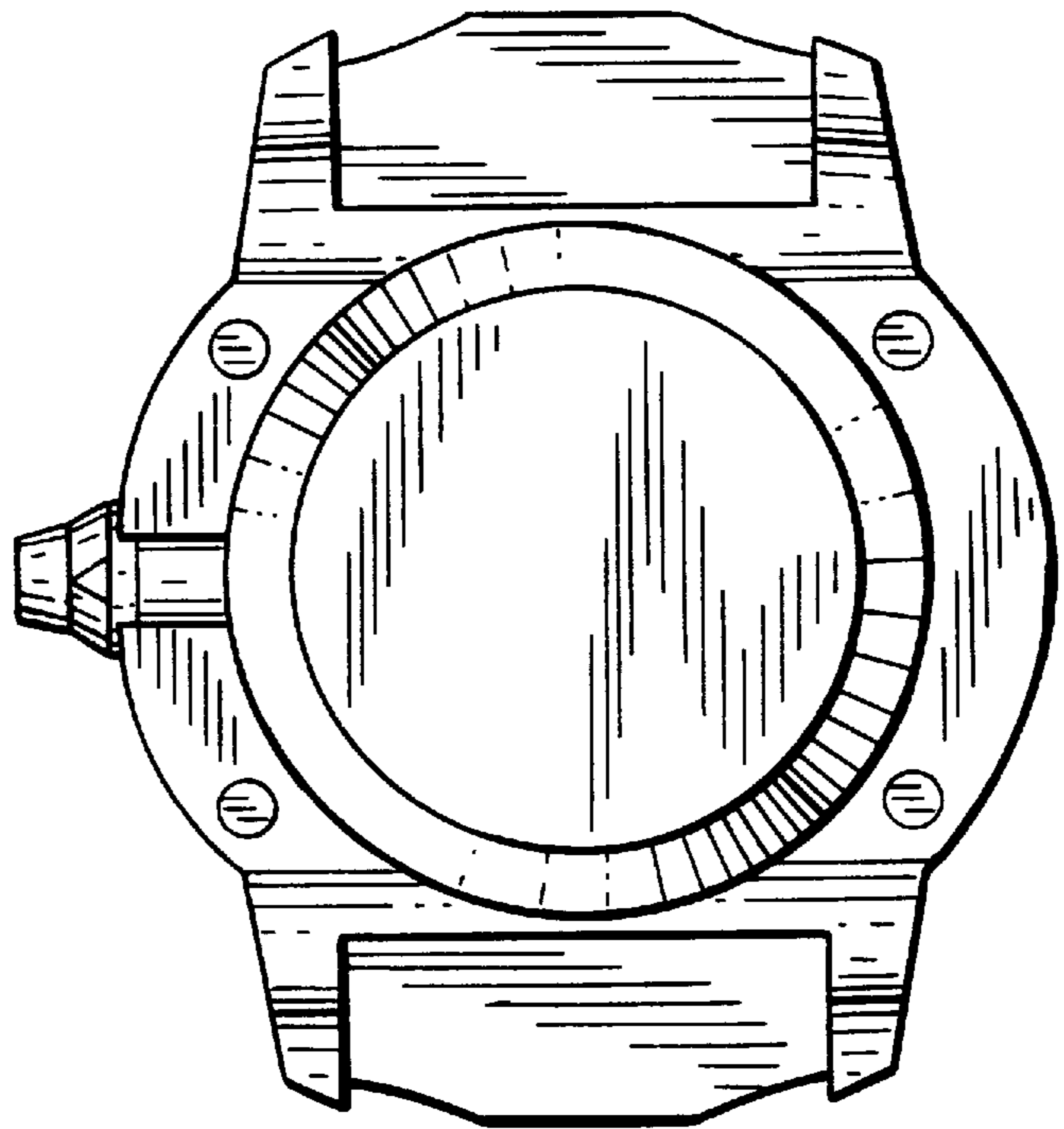


FIG. 5

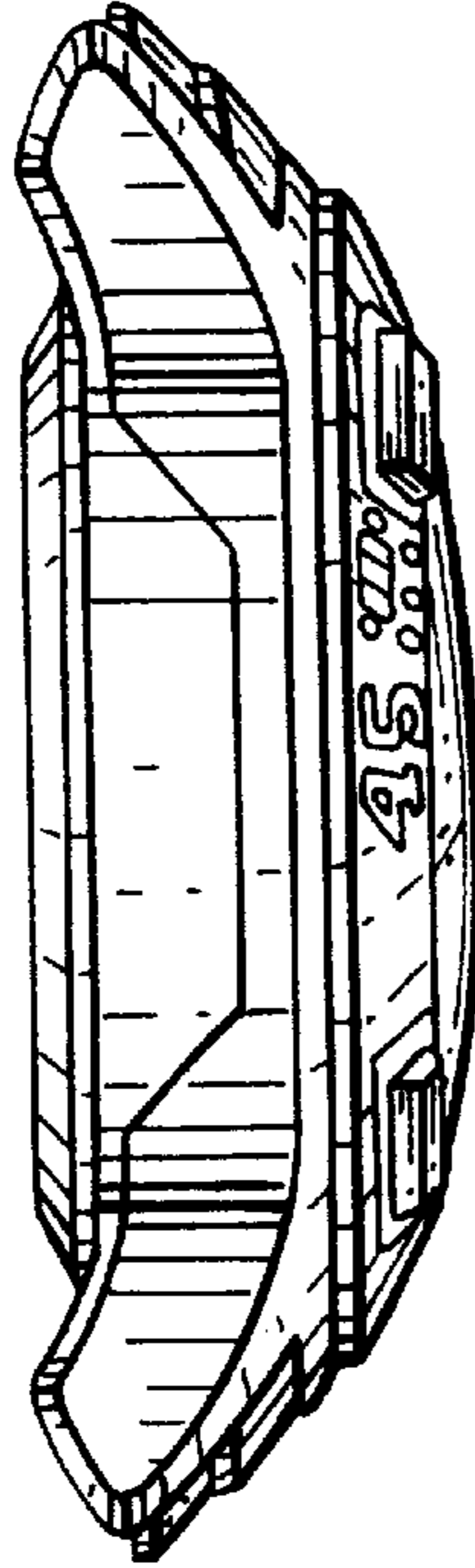


FIG. 6



FIG. 7

