



US00D403595S

United States Patent [19]
Liu

[11] **Patent Number: Des. 403,595**
[45] **Date of Patent: **Jan. 5, 1999**

[54] **WALL CLOCK**

[75] Inventor: **Ling Xiang Liu**, Modesto, Calif.

[73] Assignee: **Coffer International Group Corporation**, Modesto, Calif.

[**] Term: **14 Years**

[21] Appl. No.: **85,695**

[22] Filed: **Mar. 27, 1998**

[51] **LOC (6) Cl.** **10-01**

[52] **U.S. Cl.** **D10/28; D10/29**

[58] **Field of Search** D10/1-40, 122-132;
368/276-277, 285, 316-317

[56] **References Cited**

U.S. PATENT DOCUMENTS

- D. 88,873 1/1933 Grayson .
- D. 213,457 3/1969 Klein .
- D. 323,991 2/1992 Wada D10/28
- D. 327,650 7/1992 Sugano D10/22

- D. 327,651 7/1992 Sugano D10/29
- D. 346,117 4/1994 Wada D10/28
- D. 362,628 9/1995 Yamatani D10/29

OTHER PUBLICATIONS

Jeweler's Circular—Keystone —Apr. 1976 p. 56—clock at bottom—center.

Primary Examiner—Nelson C. Noltje
Attorney, Agent, or Firm—Limbach & Limbach L.L.P.


[57] **CLAIM**

The ornamental design for the wall clock, as shown and described.

DESCRIPTION

FIG. 1 is a front view of a wall clock showing my design; FIG. 2 is a back view thereof; FIG. 3 is a right side view thereof; FIG. 4 is a left side view thereof; FIG. 5 is a top plan view thereof; and, FIG. 6 is a bottom view thereof.

1 Claim, 6 Drawing Sheets






FIG. 1




FIG. 2




FIG. 3




FIG. 4




FIG. 5




FIG. 6