



US00D403590S

**United States Patent** [19]  
**Wong**

[11] **Patent Number: Des. 403,590**

[45] **Date of Patent: \*\*Jan. 5, 1999**

[54] **CONTAINER**

[75] Inventor: **Jon Garfield Wong**, Long Beach, Calif.

[73] Assignee: **Surluster Inc**, Los Angeles, Calif.

[\*\*] Term: **14 Years**

[21] Appl. No.: **85,924**

[22] Filed: **Apr. 1, 1998**

[51] **LOC (6) Cl. .... 09-03**

[52] **U.S. Cl. .... D9/529; D9/414; D9/445; D9/552**

[58] **Field of Search .... D9/529, 552, 414, D9/565, 435, 445, 454, 337, 338; 215/382, 383, 400**

[56] **References Cited**

**U.S. PATENT DOCUMENTS**

- D. 107,145 11/1937 Barnhart ..... D9/454
- D. 272,991 3/1984 Thompson ..... D9/529

- D. 289,565 4/1987 Mann ..... D9/529
- D. 323,292 1/1992 Gutkowski ..... D9/529
- D. 339,986 10/1993 Garouste et al. .... D9/529
- D. 343,361 1/1994 More ..... D9/529
- D. 353,332 12/1994 Behm et al. .... D9/529
- D. 369,097 4/1996 Dinand ..... D9/529

*Primary Examiner*—Lucy Lieberman

[57] **CLAIM**

The ornamental design for a container, as shown.

**DESCRIPTION**

FIG. 1 is a front elevational view of a container showing my new design;

FIG. 2 is a rear elevational view thereof;

FIG. 3 is a left side elevational view thereof;


FIG. 4 is a right side elevational view thereof;

FIG. 5 is a top plan view thereof;

FIG. 6 is a bottom plan view thereof; and,

FIG. 7 is a perspective view taken from the front, top and right side of the container.

**1 Claim, 6 Drawing Sheets**






FIG. 1

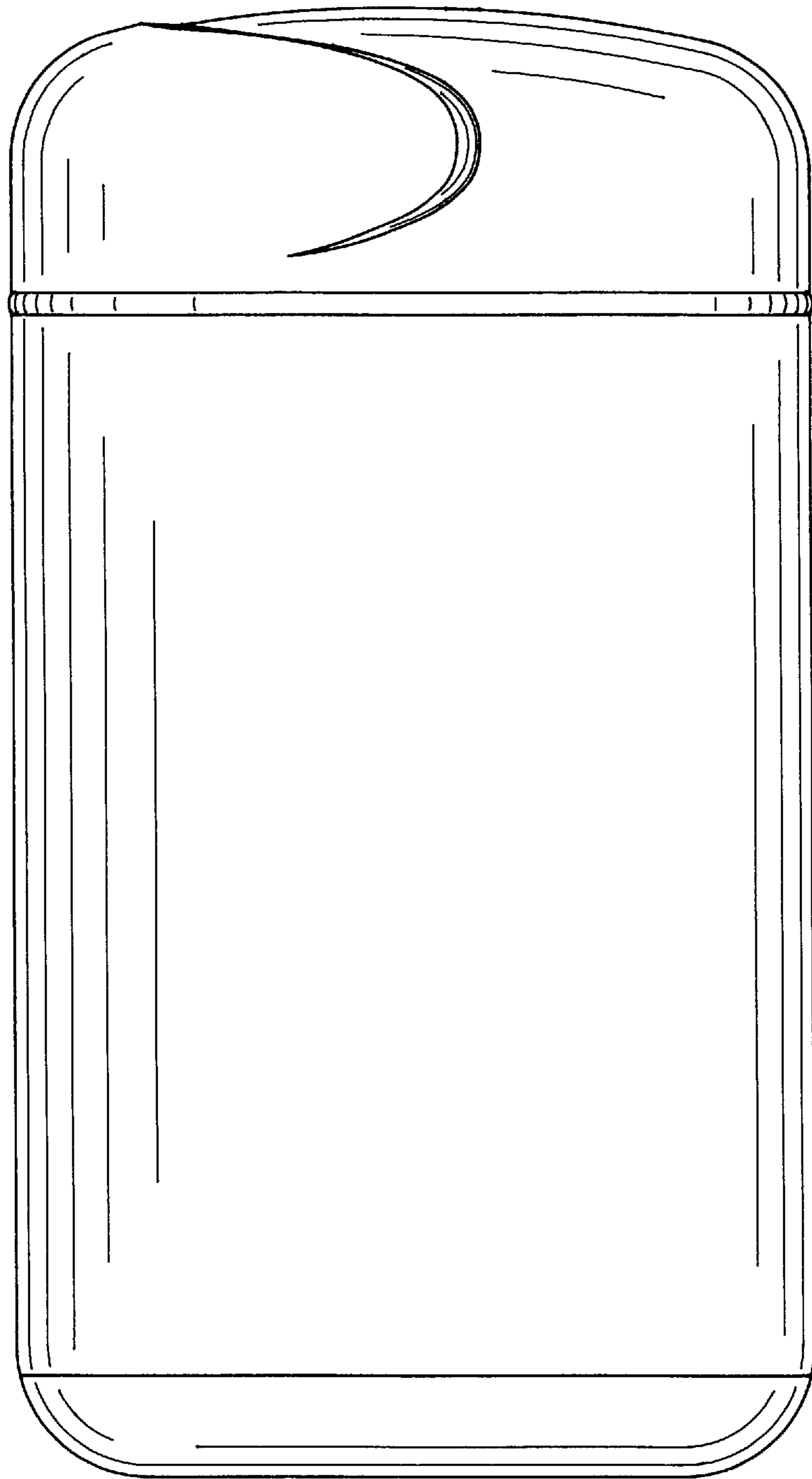


FIG. 2




FIG. 3




FIG. 4

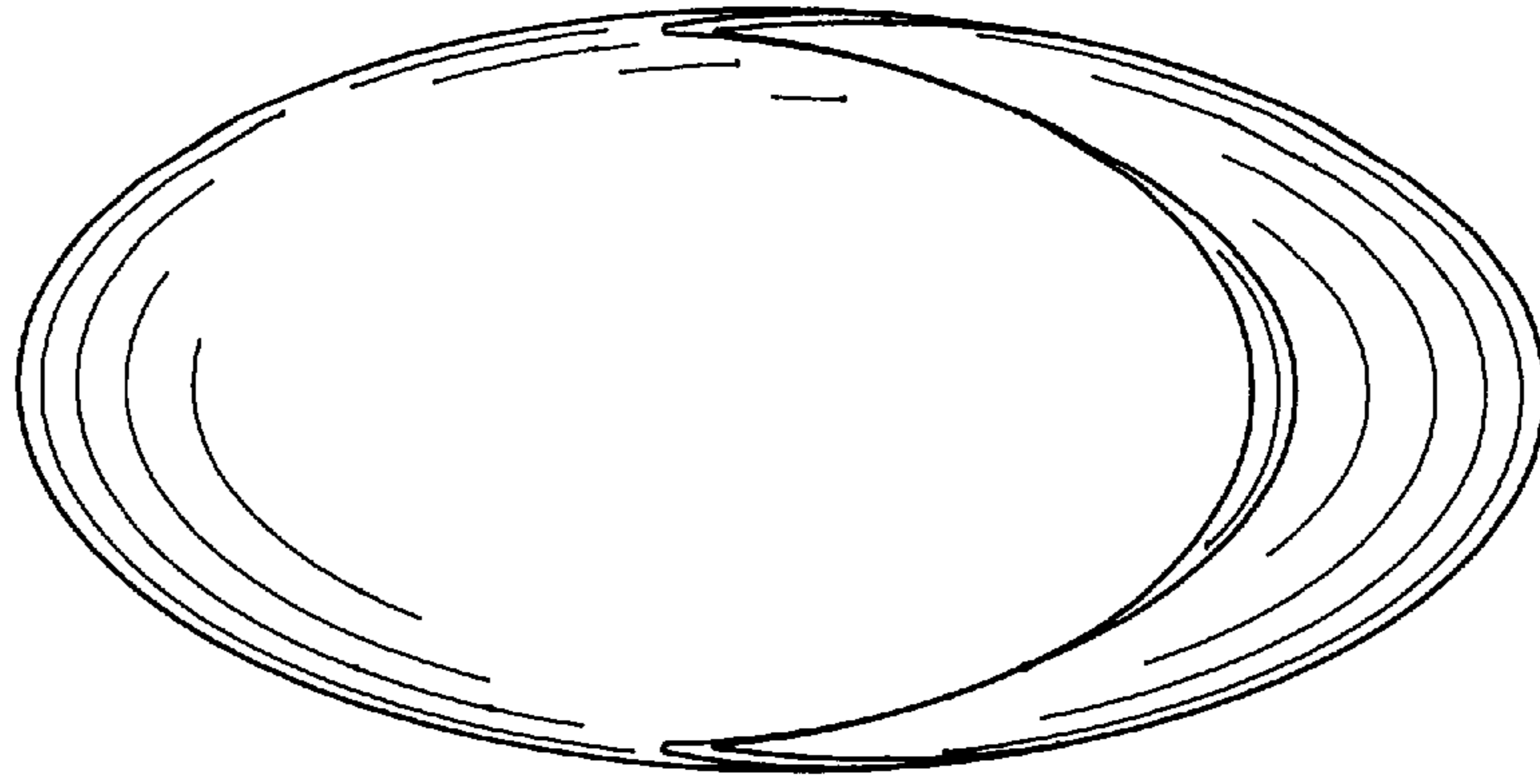


FIG. 5

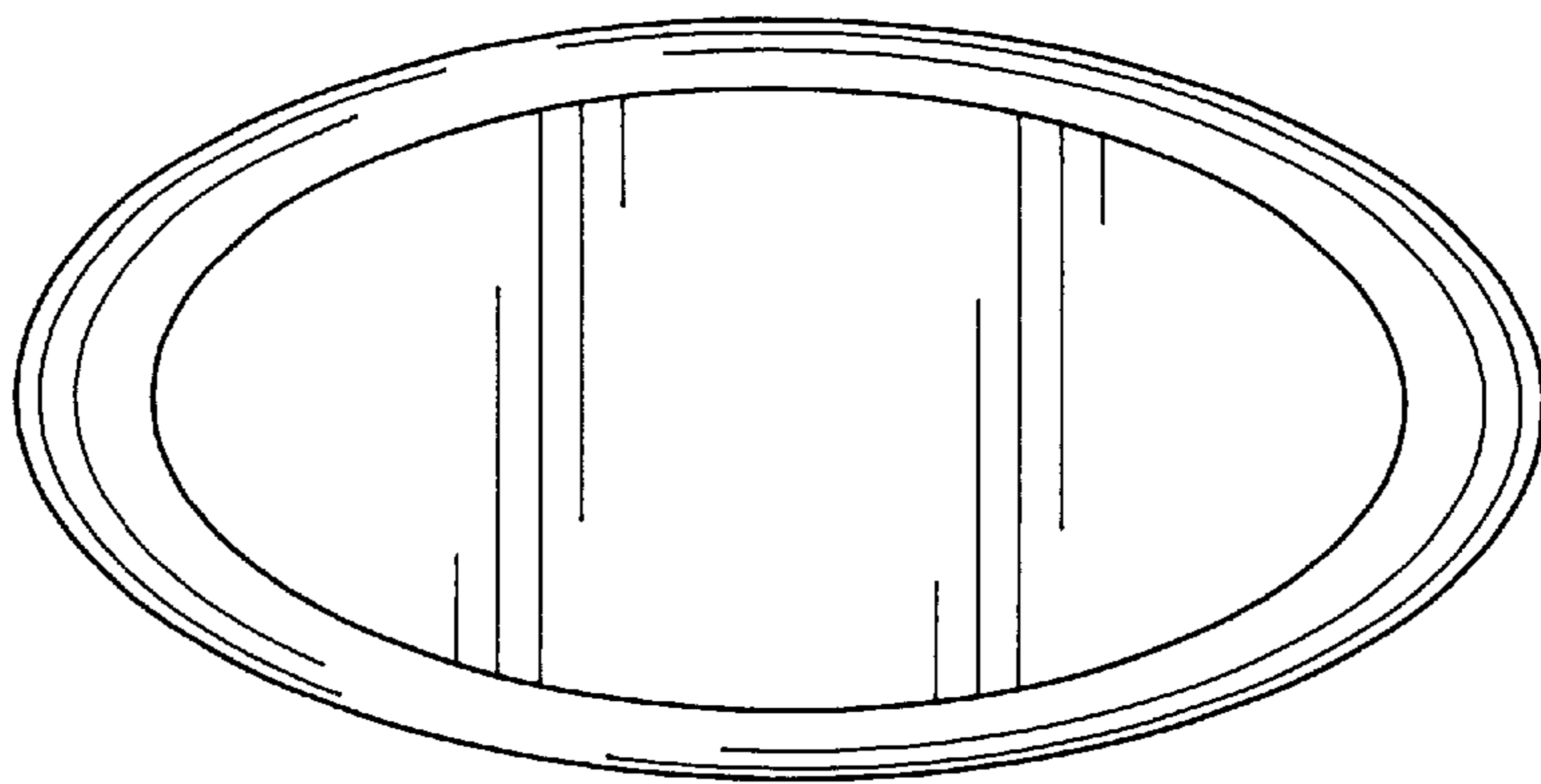


FIG. 6

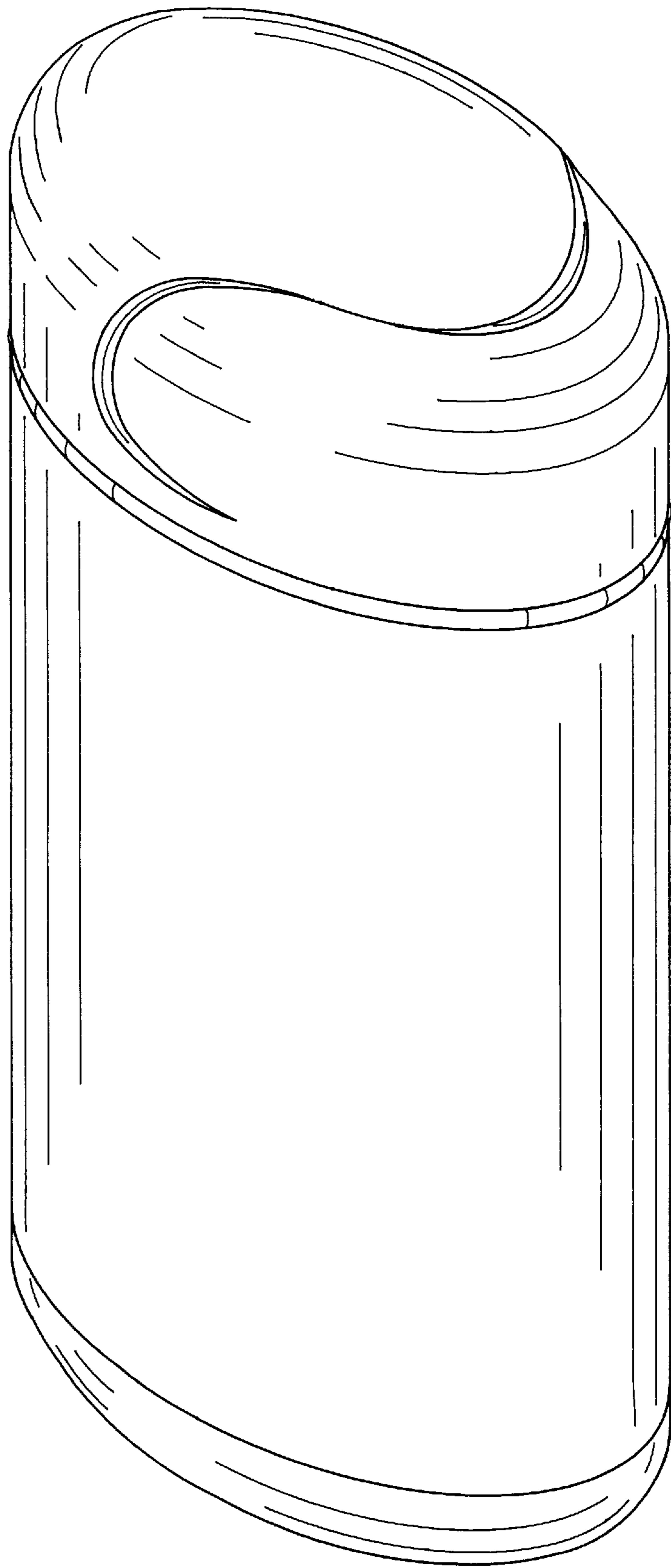


FIG. 7