



US00D403585S

United States Patent [19]

Bakic et al.

[11] **Patent Number: Des. 403,585**

[45] **Date of Patent: **Jan. 5, 1999**

[54] **TUBE CAP**

[75] Inventors: **Dieter Gottlieb Bakic**, Milan, Italy;
Kerrin Maurice Lyons, London,
England

[73] Assignee: **The Project Consultancy Limited**,
West Sussex, England

[**] Term: **14 Years**

[21] Appl. No.: **72,071**

[22] Filed: **Jun. 18, 1997**

[51] **LOC (6) Cl. 09-07**

[52] **U.S. Cl. D9/454**

[58] **Field of Search** D9/435, 436, 439,
D9/440, 442, 454, 503, 504, 505, 529,
545; D7/392, 401.1, 591; D28/76, 78, 82;
215/200, 48; 220/200, 213

[56] **References Cited**

U.S. PATENT DOCUMENTS

Re. 9,674	4/1881	Newton	D7/591
D. 84,683	7/1931	Davis	D9/503
D. 99,430	4/1936	Chase	D9/503

D. 112,513	12/1938	Carvalho	D9/454
D. 190,303	5/1961	Conklin	D9/443
D. 282,529	2/1986	Pereira et al.	D9/529
D. 381,867	8/1997	Jeppesen et al.	D7/401.1
D. 391,162	2/1998	Kokenge	D9/504
3,163,318	12/1964	Frank	D9/436 X
4,463,867	8/1984	Nagel	215/48 X

Primary Examiner—James Gandy
Assistant Examiner—Cathron B. Matta
Attorney, Agent, or Firm—McAulay Nissen Goldberg Kiel
& Hand, LLP

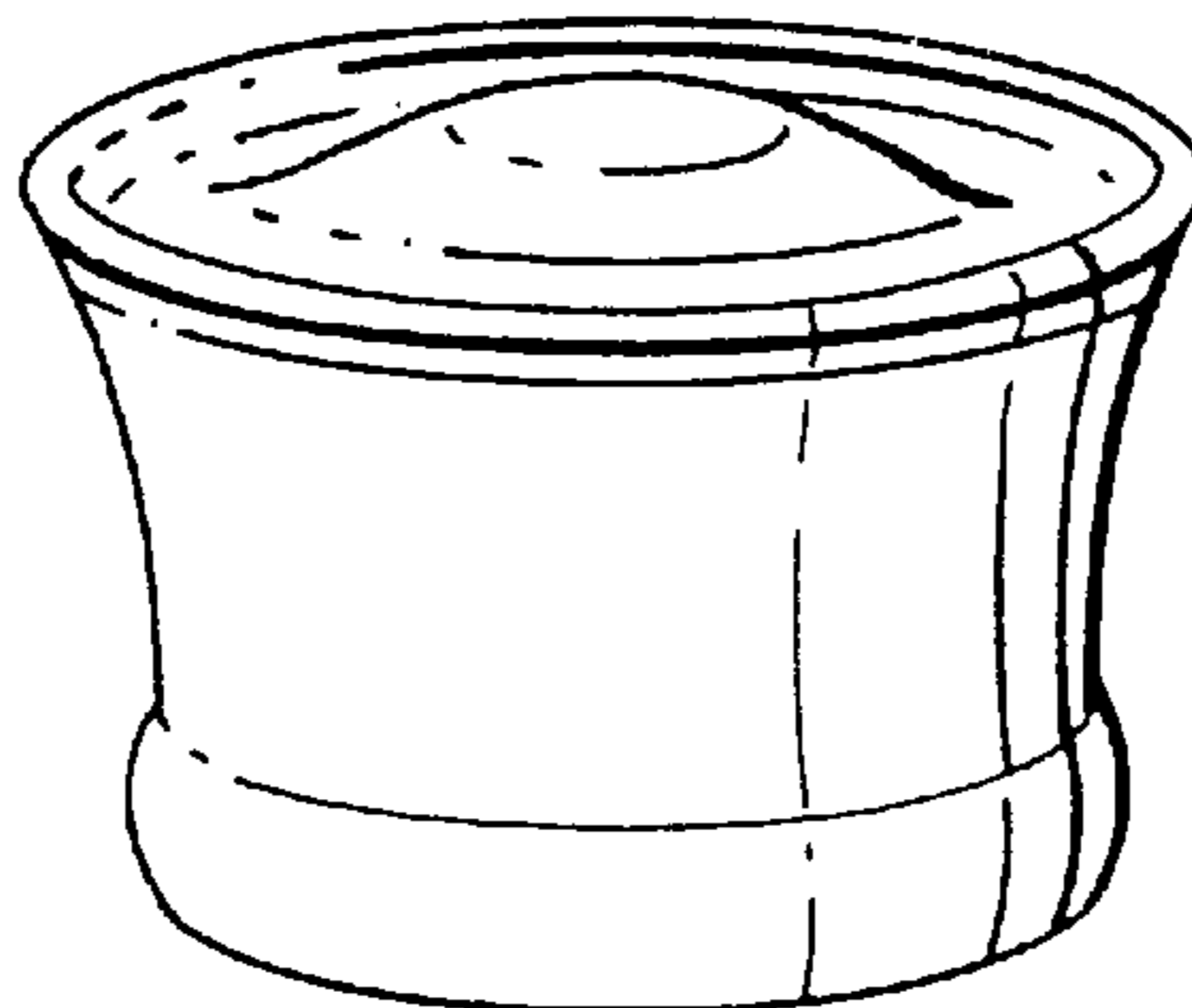
[57] **CLAIM**

The ornamental design for a tube cap, as shown and described.

DESCRIPTION

FIG. 1 is a perspective view of a tube cap showing my new design;
FIG. 2 is a front elevational view thereof, the rear elevational view, the right side view, and the left side view being the same; and,
FIG. 3 is a top plan view thereof.
The bottom and interior of the bottle cap form no part of the claimed design.

1 Claim, 1 Drawing Sheet






FIG. 1

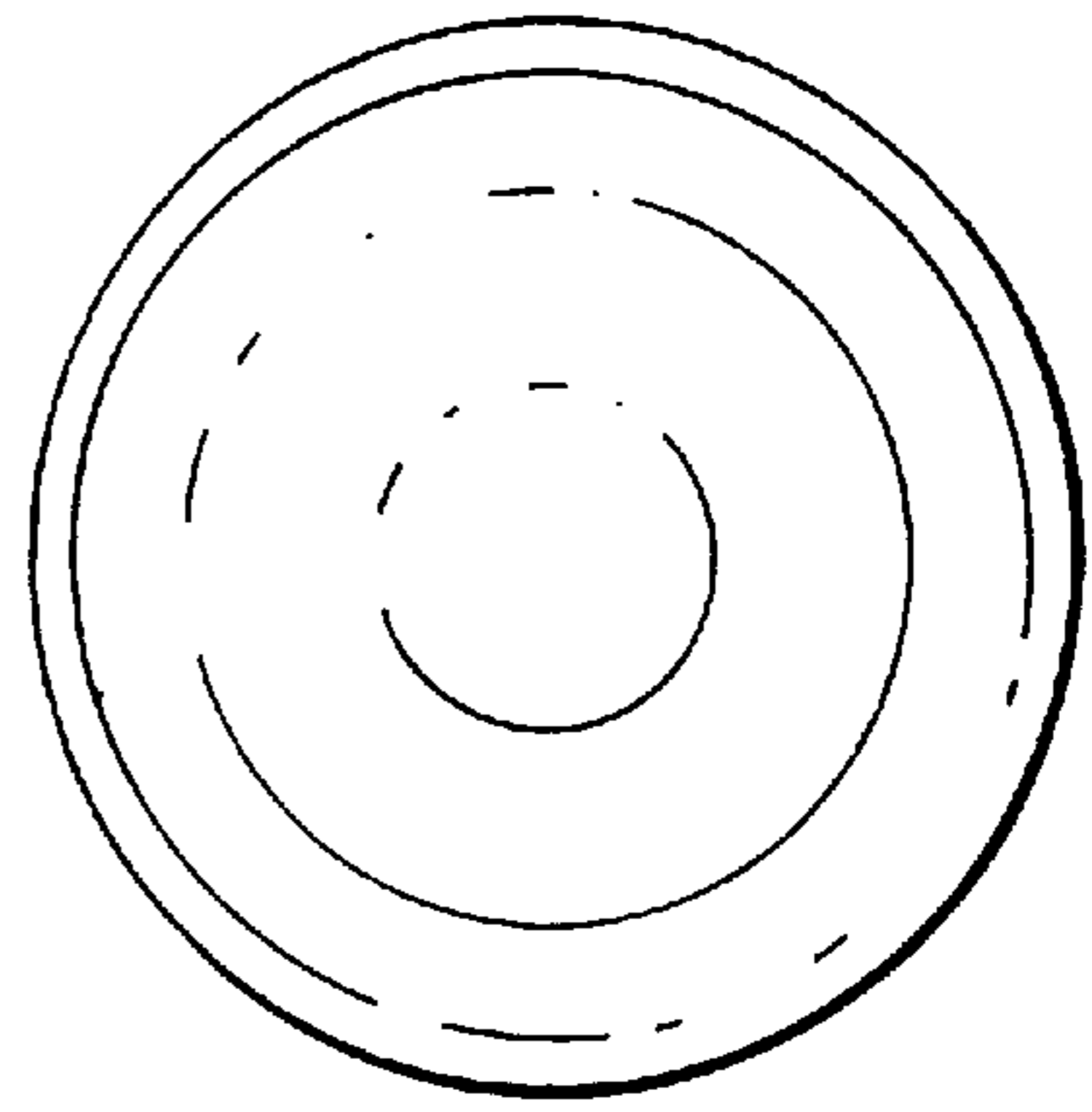


FIG. 3

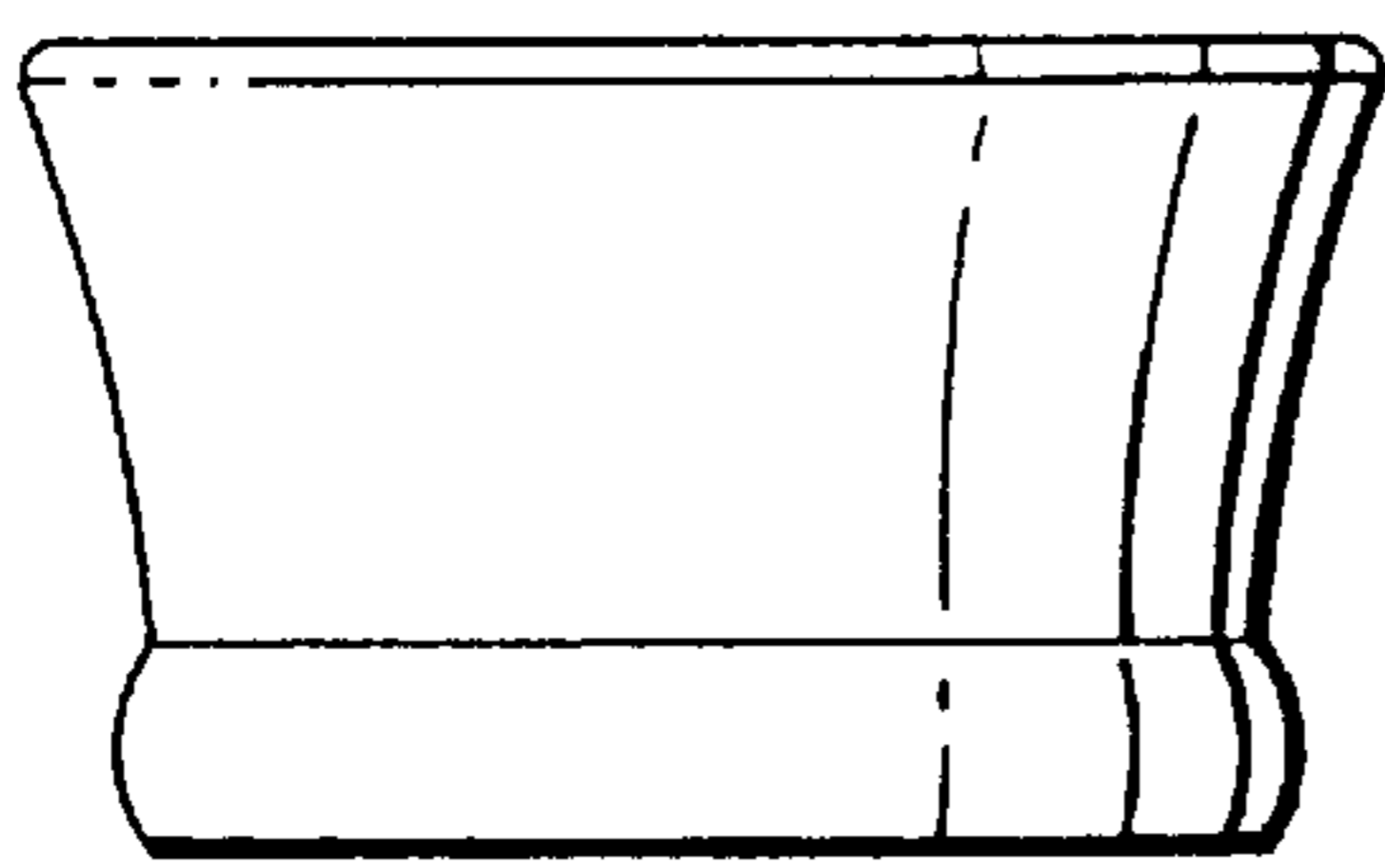


FIG. 2