



US00D403573S

United States Patent [19]
Garvey, III

[11] **Patent Number: Des. 403,573**

[45] **Date of Patent: **Jan. 5, 1999**

[54] **COMBINED NOZZLE AND SUPPORT FOR A FUEL SPILL ELIMINATOR**

5,715,876 7/1996 Burt 248/205.5

[76] Inventor: **Thomas G. Garvey, III**, 299 Old Forks Rd., Hammonton, N.J. 08037

Primary Examiner—Holly Baynham
Attorney, Agent, or Firm—Norman E. Lehrer

[**] Term: **14 Years**

[57] **CLAIM**

The ornamental design for a “combined nozzle and support for a fuel spill eliminator,” as shown and described.

[21] Appl. No.: **66,016**

[22] Filed: **Feb. 3, 1997**

DESCRIPTION

[51] **LOC (6) Cl.** **08-05**

[52] **U.S. Cl.** **D8/354**

[58] **Field of Search** D8/354, 349, 205.5, D8/205.6, 206.3, 206.1, 309.1; D12/317, 223; 141/86; D23/217

FIG. 1 is a front elevational view of a “combined nozzle and support for a fuel spill eliminator” showing my new design; FIG. 2 is a top plan view thereof; FIG. 3 is a rear elevational view thereof; FIG. 4 is a bottom plan view thereof; FIG. 5 is a right side elevational view thereof, the left side being a mirror image thereof; and, FIG. 6 is a view similar to FIG. 1 showing my new design in use.

[56] **References Cited**

U.S. PATENT DOCUMENTS

D. 273,558	4/1984	Crew	D8/354
2,519,222	8/1950	Brooks	248/206.1
2,825,069	3/1958	Jorgensen et al.	248/205.5
4,802,514	2/1989	Morse	141/86

The broken line showing of a fuel tank is for illustrative purposes only and forms no part of the claimed design.

1 Claim, 2 Drawing Sheets

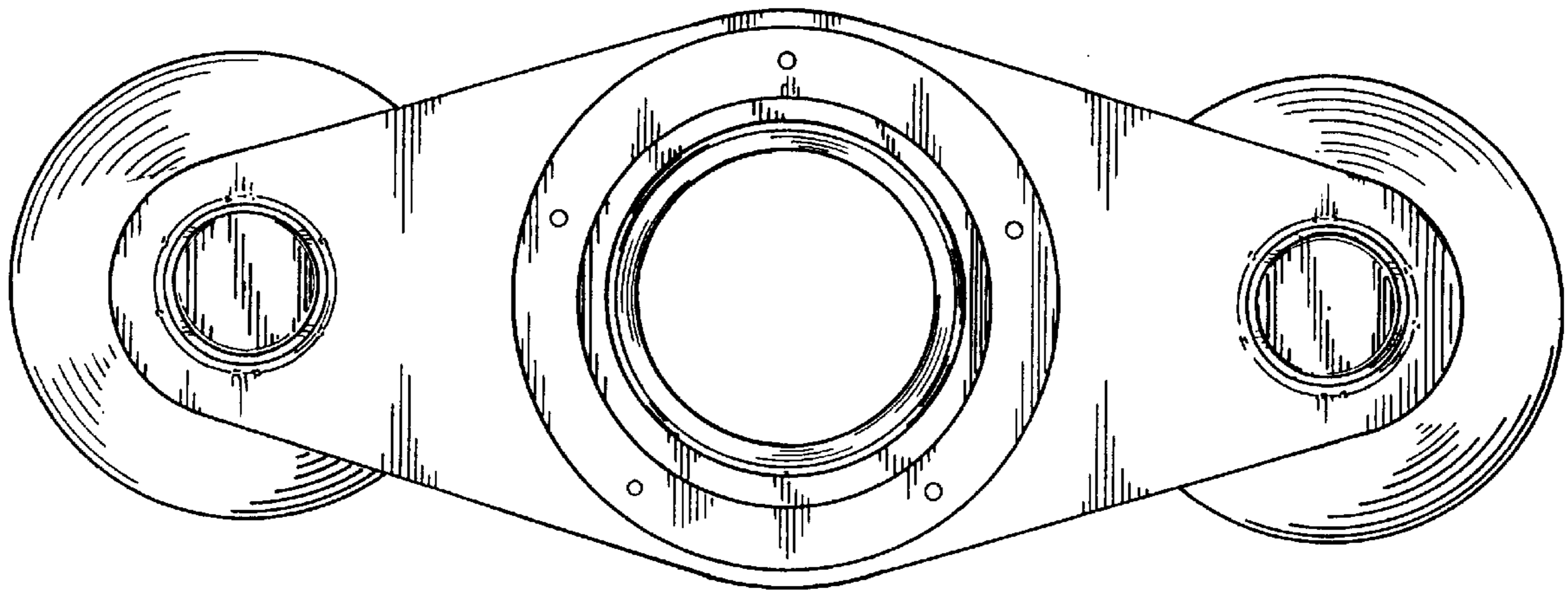


Fig. 1

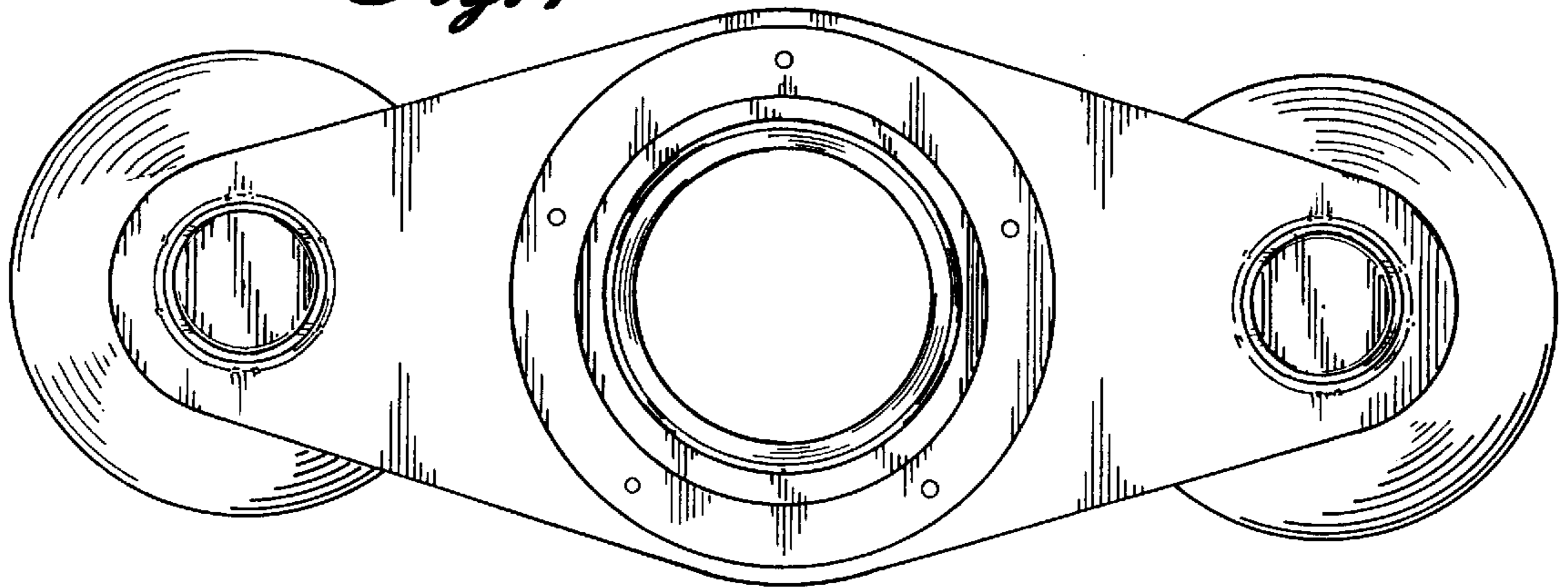


Fig. 2



Fig. 3

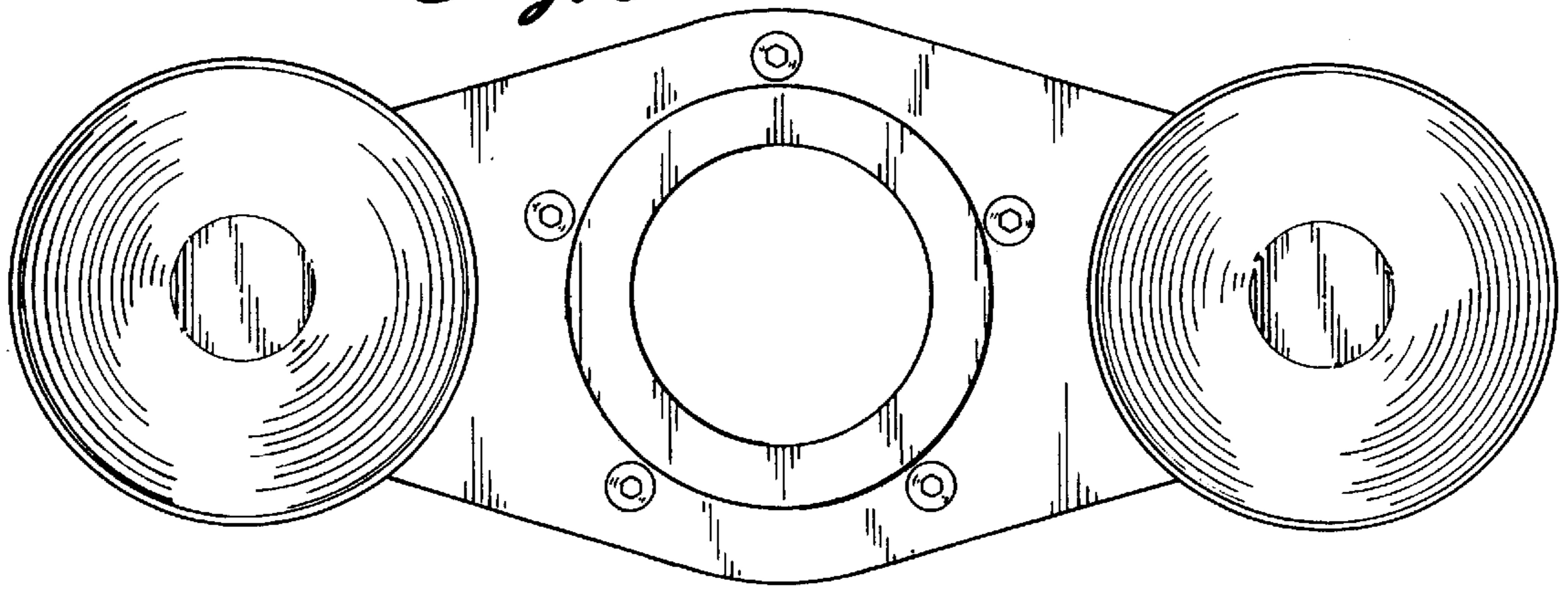


Fig. 4

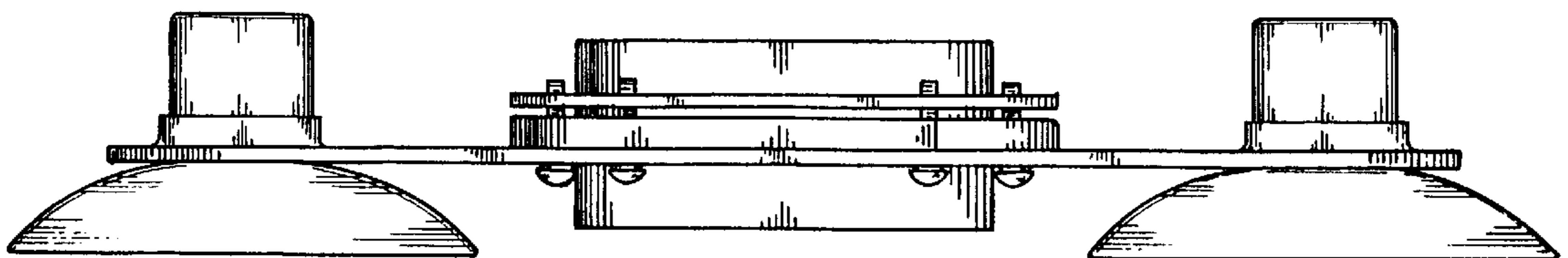


Fig. 5

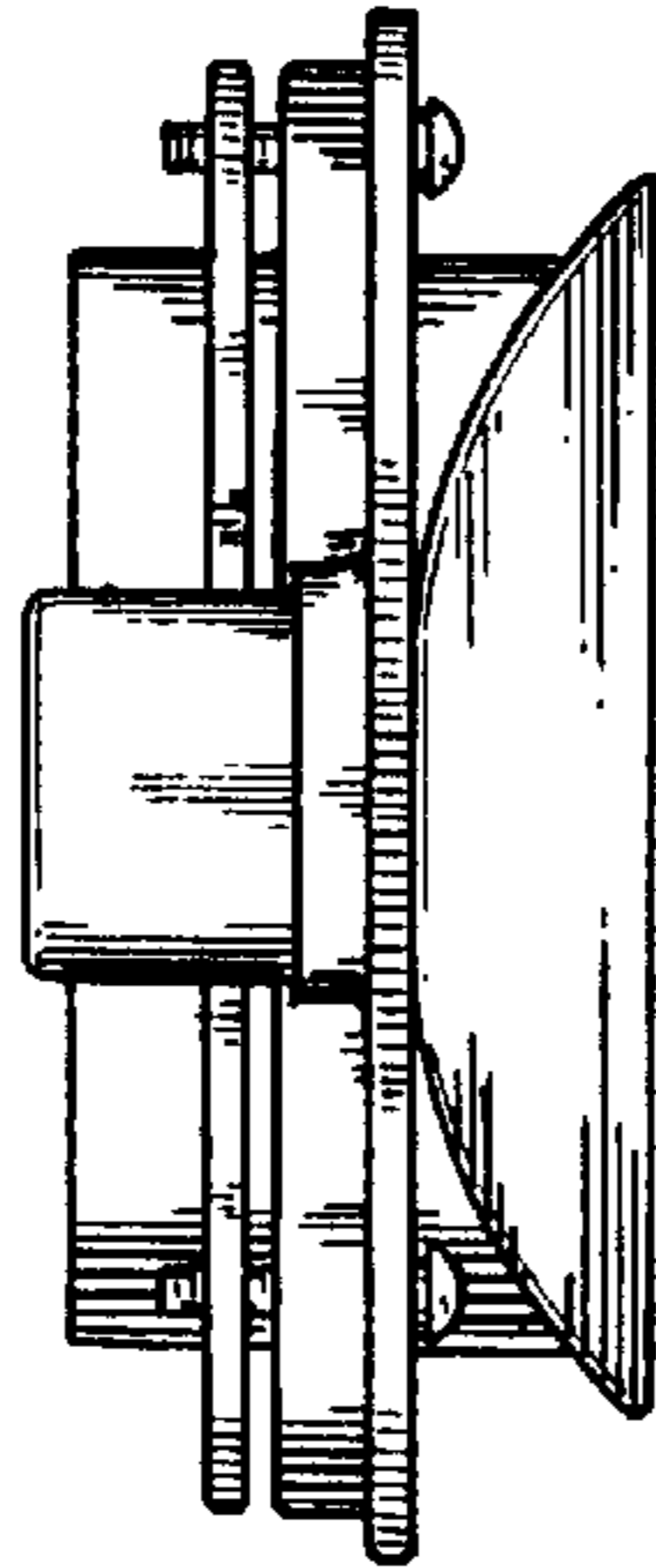


Fig. 6

