



US00D403571S

# United States Patent [19]

Burns et al.

[11] **Patent Number:** **Des. 403,571**

[45] **Date of Patent:** **\*\*Jan. 5, 1999**

[54] **PULL**

[75] Inventors: **Cari L. Burns**, River Forest, Ill.;  
**Robert Andrew Chieda**, Akron, Ohio

[73] Assignee: **Newell Operating Company**, Freeport, Ill.

[\*\*] Term: **14 Years**

[21] Appl. No.: **53,759**

[22] Filed: **Apr. 30, 1996**

[51] **LOC (6) Cl.** ..... **08-06**

[52] **U.S. Cl.** ..... **D8/317**

[58] **Field of Search** ..... D8/300, 315-320;  
16/110 R, 111 R, 121

[56] **References Cited**

**U.S. PATENT DOCUMENTS**

- D. 129,927 10/1941 Peat ..... D8/316
- D. 347,566 6/1994 Mattson et al. .... D8/317
- D. 368,644 4/1996 Bishop ..... D8/317

- D. 368,843 4/1996 Chieda ..... D8/317
- D. 371,291 7/1996 Ainscough ..... D8/318

*Primary Examiner*—B. J. Bullock  
*Attorney, Agent, or Firm*—Foley & Lardner

[57] **CLAIM**

The ornamental design for a pull, as shown and described.

**DESCRIPTION**

FIG. 1 is a perspective view of a pull showing our new design;

FIG. 2 is a front view thereof;

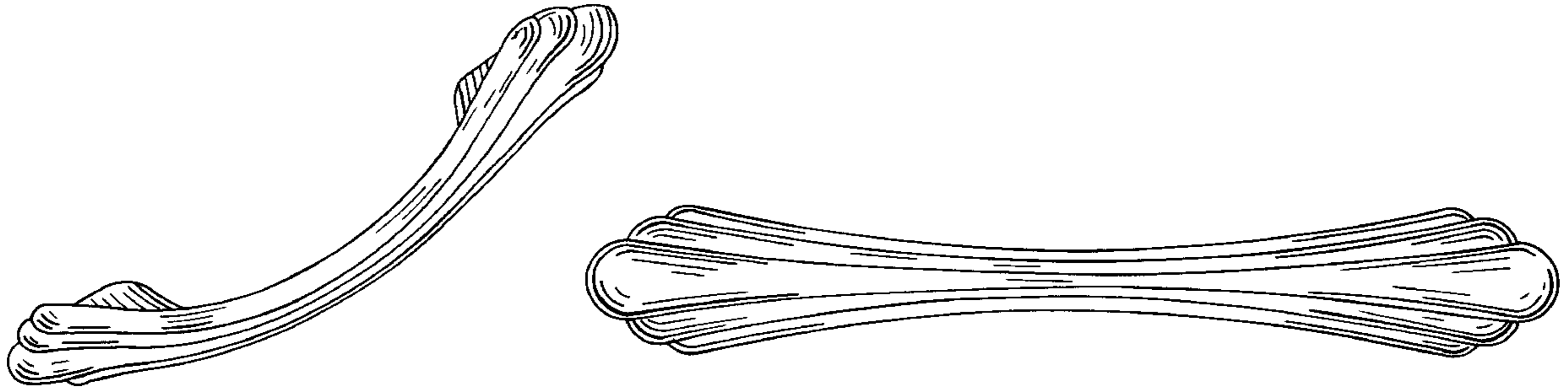
FIG. 3 is a left side view thereof, the right side view being a mirror image of the left side view shown;

FIG. 4 is a top view thereof, the bottom view being a mirror image of the top view shown; and,

FIG. 5 is a rear view thereof.

The broken line illustration of the mounting apertures in FIG. 5 is for illustrative purposes only and forms no part of the claimed design.

**1 Claim, 1 Drawing Sheet**



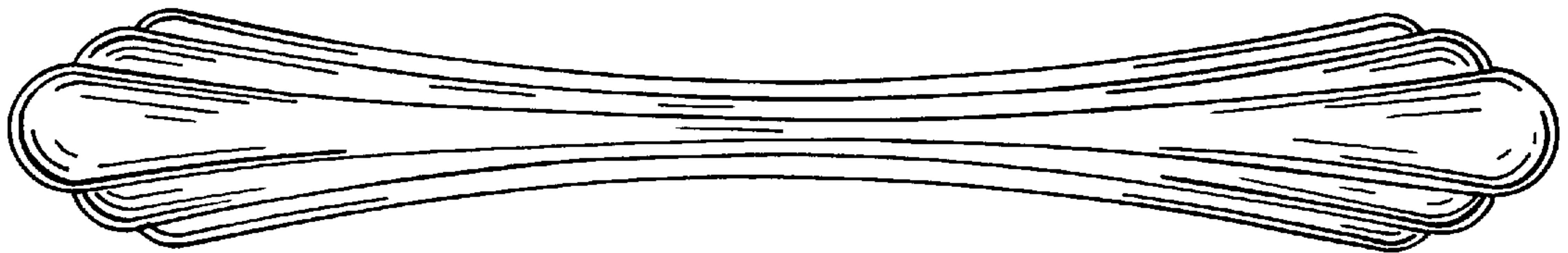
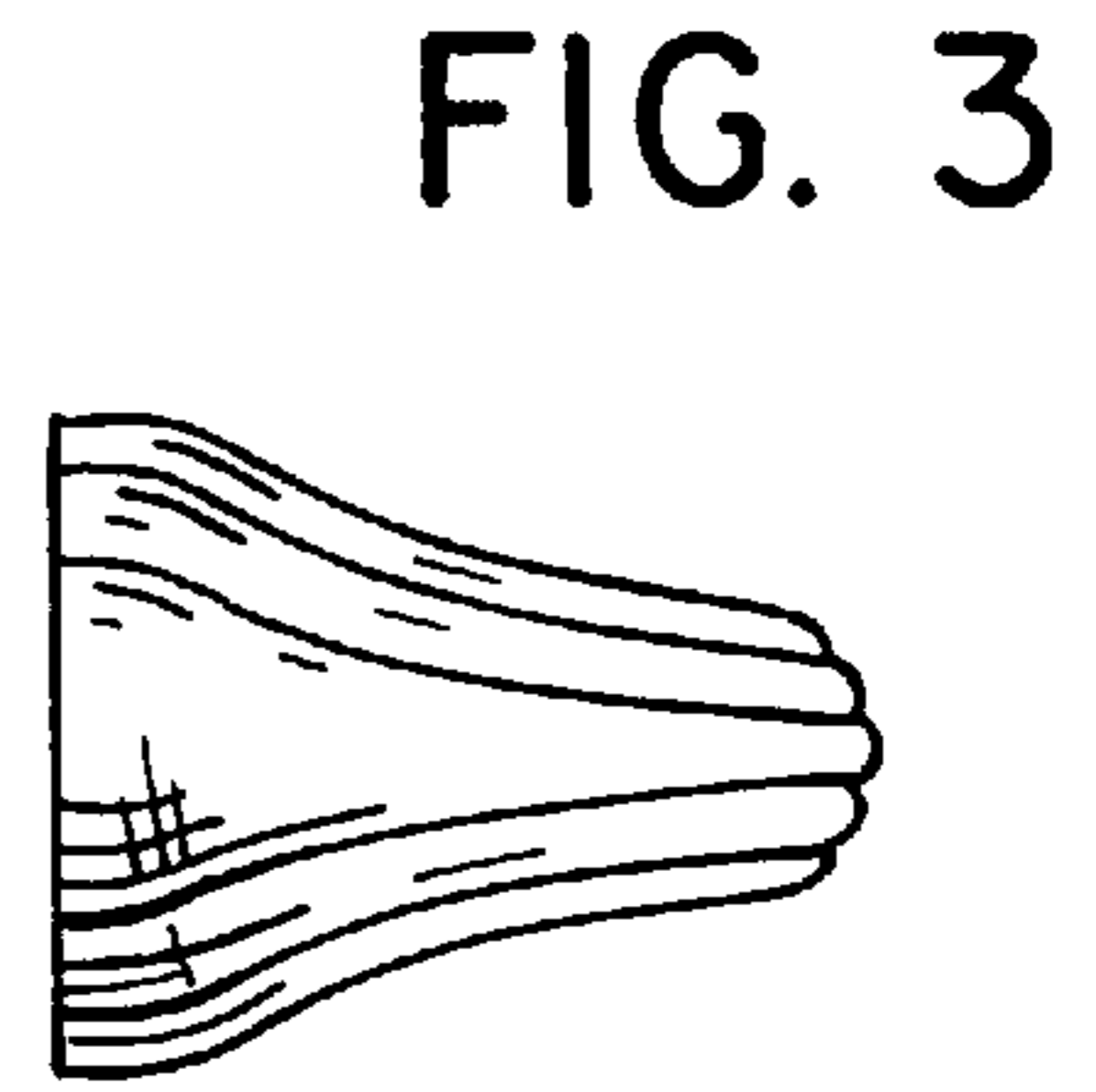
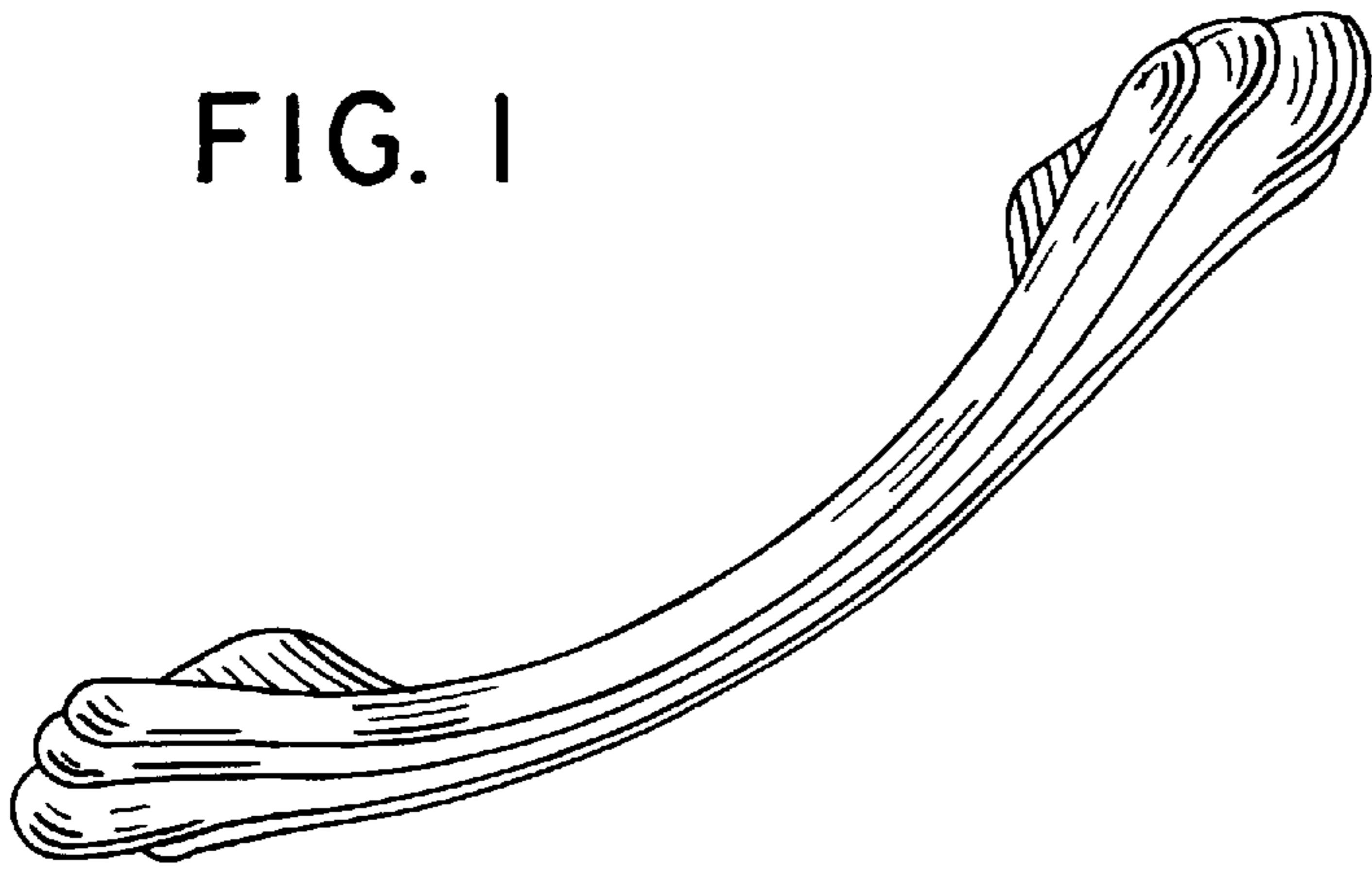


FIG. 2



FIG. 4




FIG. 5