



US00D403550S

# United States Patent [19] Smith

[11] Patent Number: **Des. 403,550**

[45] Date of Patent: **\*\*Jan. 5, 1999**

[54] **RACK FOR CASSETTES AND COMPACT DISCS**

[75] Inventor: **Richard Smith**, Torrance, Calif.

[73] Assignee: **A.L.S. Industries, Inc.**, Torrance, Calif.

[\*\*] Term: **14 Years**

[21] Appl. No.: **85,994**

[22] Filed: **Apr. 2, 1998**

[51] **LOC (6) Cl.** ..... **06-04**

[52] **U.S. Cl.** ..... **D6/629; D6/467**

[58] **Field of Search** ..... D6/407, 626-630, D6/462-468; 312/9.1-9.64; D32/55, 58; 211/40, 41.1, 41.2, 41.3, 41.4, 42, 41.12, 41.18; 206/307.1, 307, 308.1, 445, 387.15, 454, 387.1

D. 364,989	12/1995	Lin .	
3,604,556	9/1971	Schwartz .	
3,613,871	10/1971	Evans .	
3,627,113	12/1971	Di Ioia .	
3,640,379	2/1972	Weingarden .	
3,642,337	2/1972	Manheim .	
3,677,396	7/1972	Staar .	
3,743,081	7/1973	Roberg et al. .	
3,743,374	7/1973	Glass .	
3,754,639	8/1973	Gellert .	
3,756,383	9/1973	Kryter .	
3,763,994	10/1973	Somers .	
3,777,881	12/1973	Schwartz .	
5,558,235	9/1996	Hunt .....	211/40
5,597,216	1/1997	Real et al. ....	312/9.54

### OTHER PUBLICATIONS

Supreme-Royce Enterprise Co., Ltd. Catalog, p. 21, f1cd-32 w, 1994.

BMG Music Service, CD flip file at center left, Feb. 1996. Atlantic, Inc.catalog, item 1250, Oct. 1993.

*Primary Examiner*—Jeffrey Asch  
*Attorney, Agent, or Firm*—Marshall A. Lerner; Marvin H. Kleinberg; Kleinberg & Lerner, LLP

[56] **References Cited**

#### U.S. PATENT DOCUMENTS

D. 252,423	7/1979	Bokor .....	D6/629
D. 252,424	7/1979	Bokor .....	D6/629
D. 287,907	1/1987	Yu .	
D. 298,287	11/1988	Stravitz .	
D. 306,935	4/1990	Kirchner et al. .	
D. 307,680	5/1990	Ashkenazi .	
D. 317,079	5/1991	Schmidt et al. .	
D. 318,369	7/1991	Gilman .	
D. 320,514	10/1991	Smith .....	D6/407
D. 321,279	11/1991	Mark .	
D. 321,802	11/1991	Smith .....	D6/407 X
D. 327,183	6/1992	Meyer .	
D. 332,187	1/1993	Stravitz .....	D6/407
D. 332,708	1/1993	Schmidt et al. .	
D. 337,451	7/1993	Mattikow .	
D. 338,572	8/1993	Mattikow .	
D. 338,573	8/1993	Mattikow .	
D. 338,786	8/1993	Mattikow .	
D. 341,268	11/1993	Osborne .	
D. 354,877	1/1995	Davis et al. .	
D. 357,843	5/1995	Real et al. .	
D. 358,524	5/1995	Sedon et al. .	
D. 358,526	5/1995	Sedon et al. ....	D6/629

[57] **CLAIM**

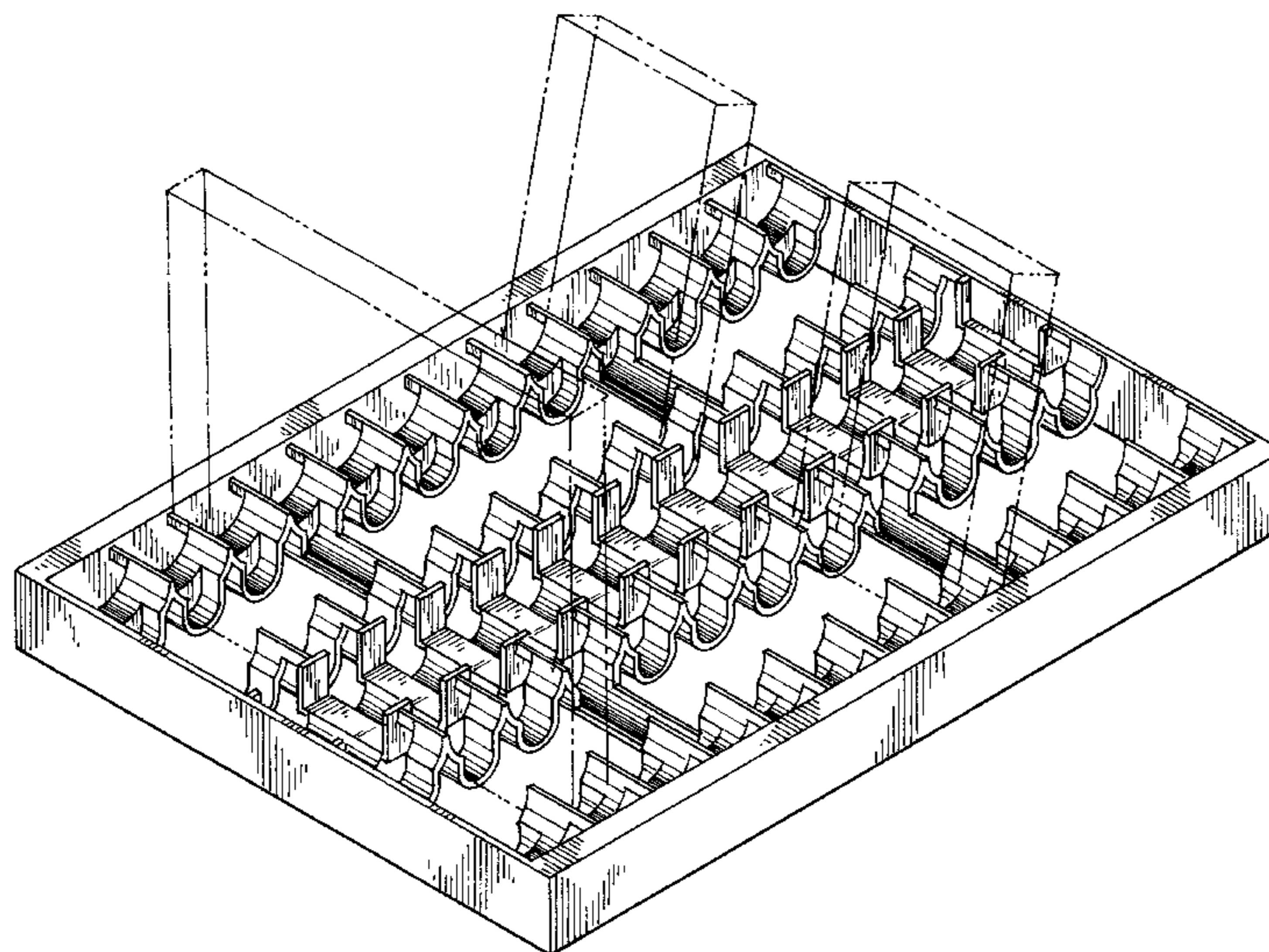
The ornamental design for a rack for cassettes and compact discs, as shown and described.

### DESCRIPTION

FIG. 1 is a perspective view of a rack for cassettes and compact discs showing my new design thereof;  
FIG. 2 is a top plan view thereof;  
FIG. 3 is a rear elevational view, the opposite side being a mirror image thereof;  
FIG. 4 is a bottom plan view thereof;  
FIG. 5 is a left side elevational view, the opposite side being a mirror image thereof; and,  
FIG. 6 is a cross sectional view taken along line 6—6 of FIG. 2.

The broken line showings of FIGS. 1 and 6 are for illustrative purposes only and form no part of the claimed design.

**1 Claim, 4 Drawing Sheets**



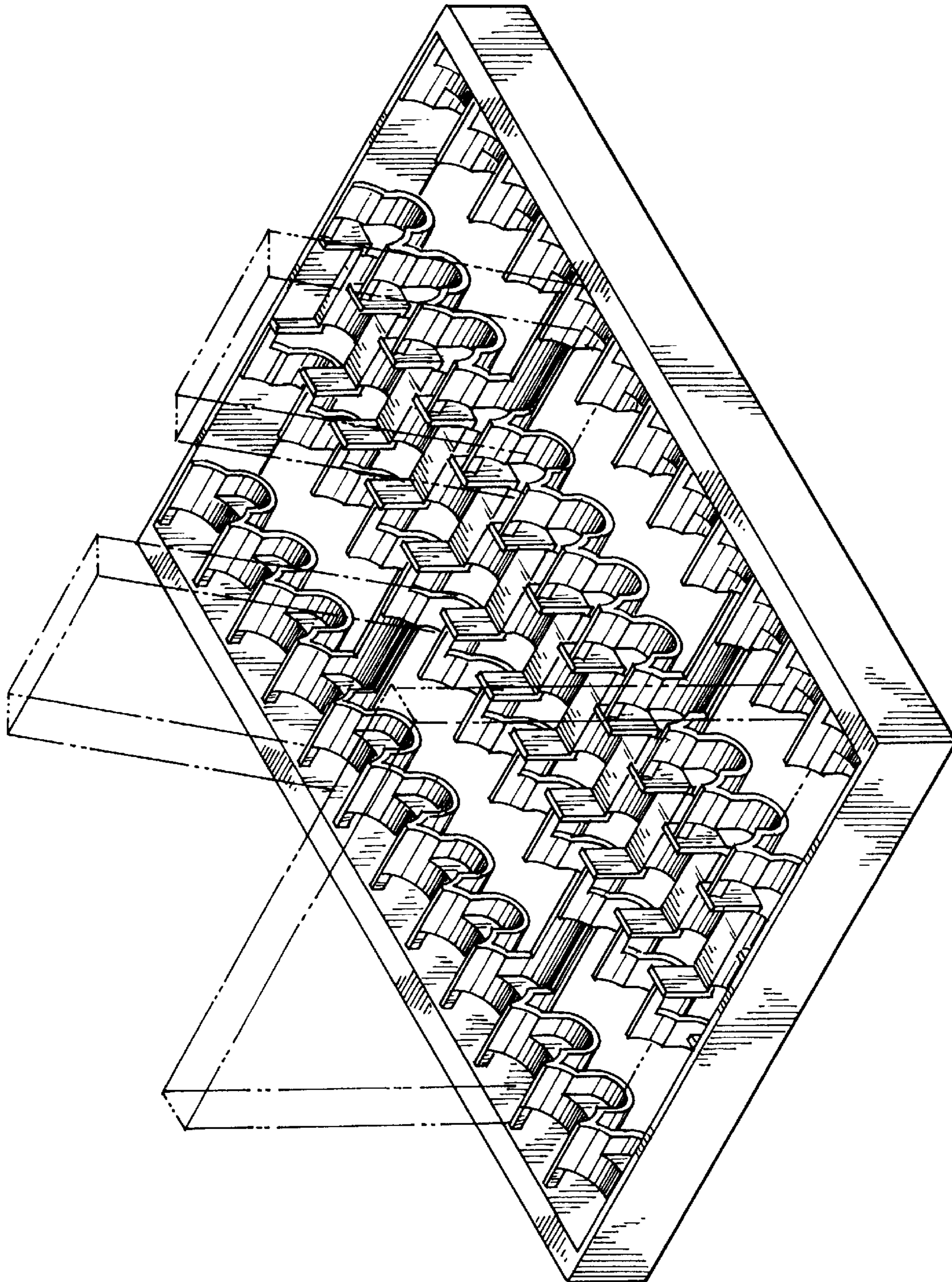


FIG. 1

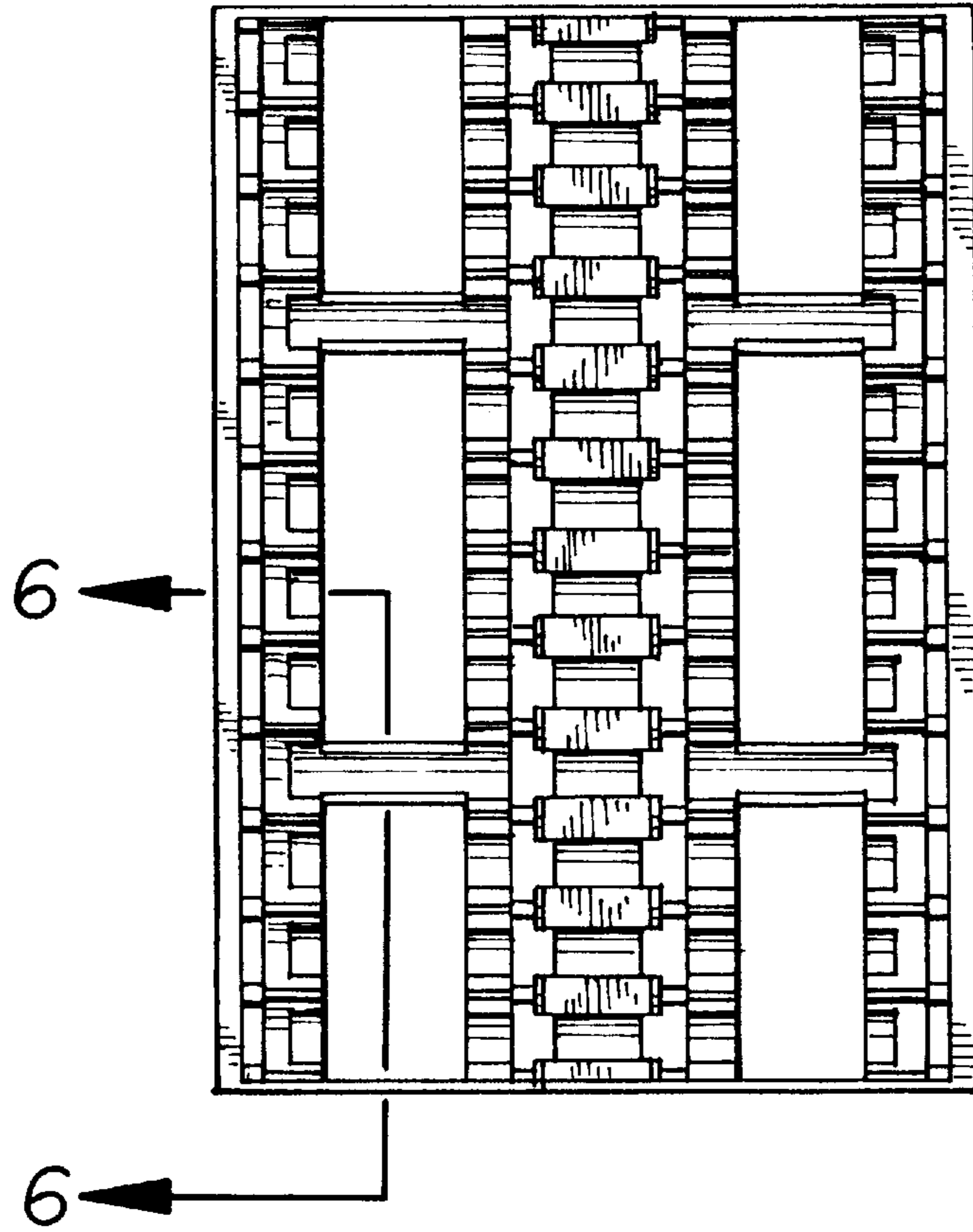


FIG. 2




FIG. 3

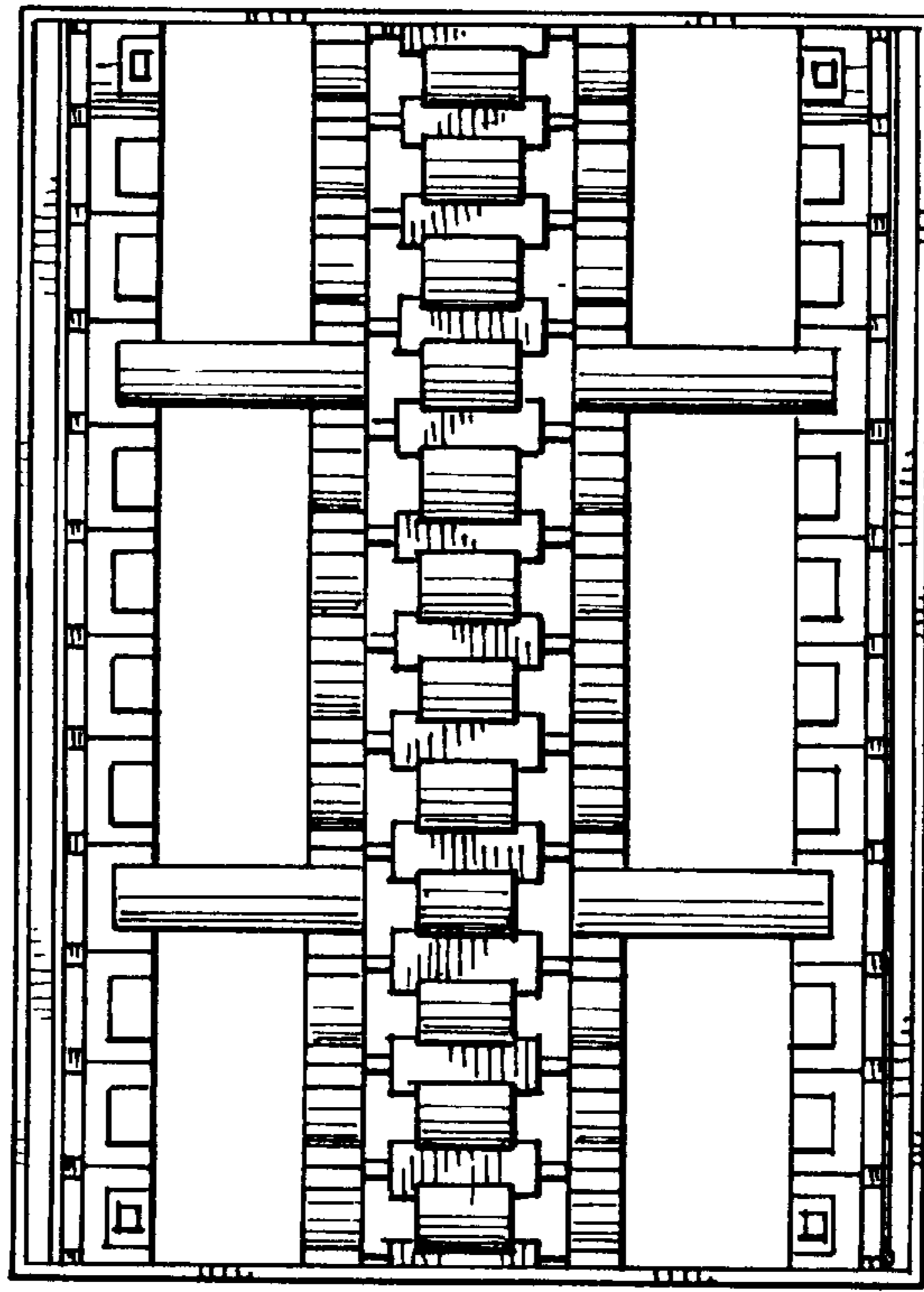


FIG. 4



FIG. 5

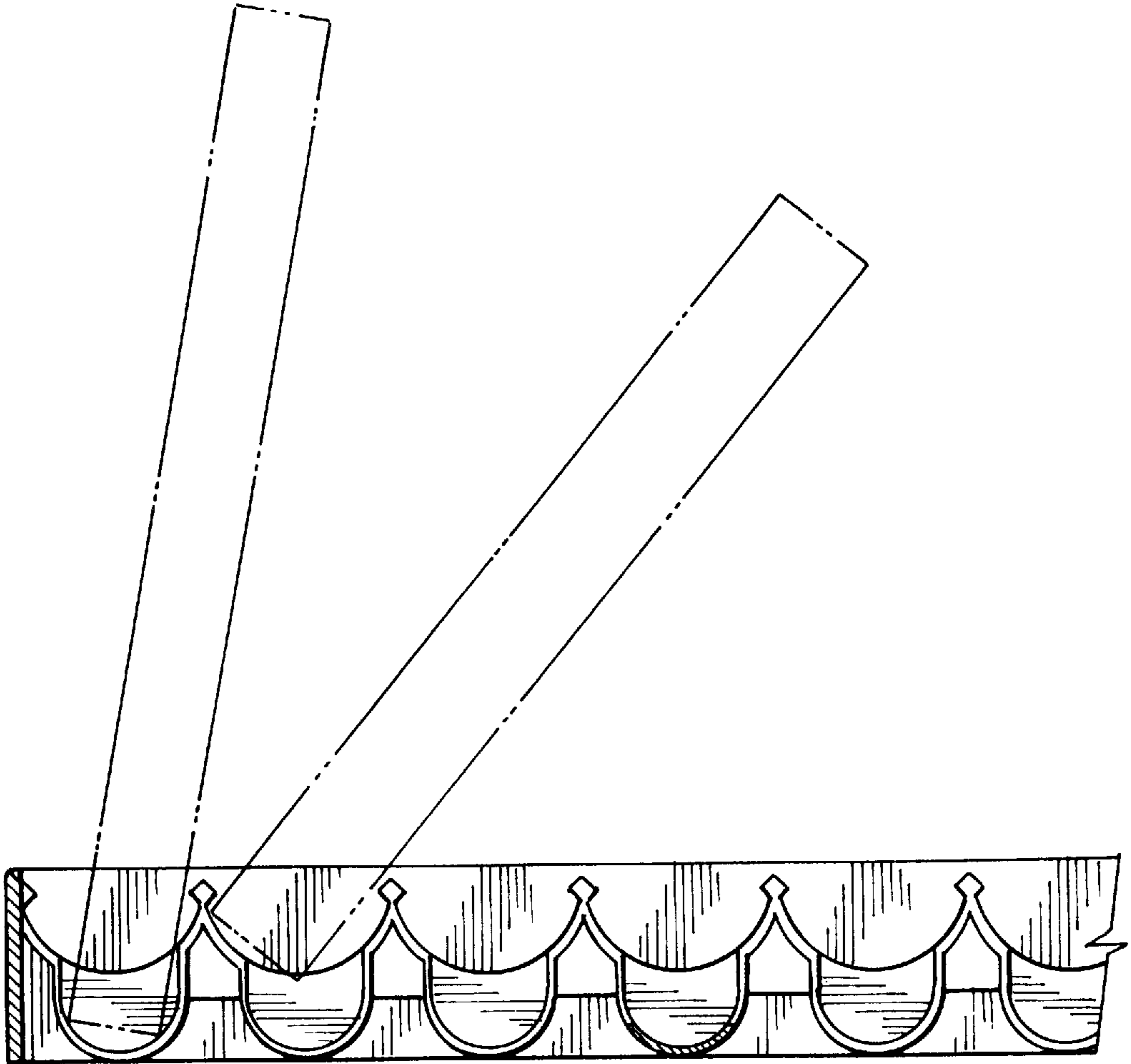


FIG. 6