



US00D403549S

United States Patent [19]
Dudash

[11] **Patent Number: Des. 403,549**
[45] **Date of Patent: **Jan. 5, 1999**

[54] **SAFETY SLEEVE**
[75] **Inventor: Dorothy Dudash, South Heights, Pa.**
[73] **Assignee: John Calvert, New Castle, Pa.**
[**] **Term: 14 Years**
[21] **Appl. No.: 81,163**
[22] **Filed: Dec. 23, 1997**
[51] **LOC (6) Cl. 06-13**
[52] **U.S. Cl. D6/610**
[58] **Field of Search D6/601, 610; 248/345.1**

4,805,937 2/1989 Boucher et al. 280/33.992
4,881,746 11/1989 Andreesen 280/33.992
5,048,892 9/1991 Ledbetter 297/219
5,215,319 6/1993 Farris 280/33.992
5,340,133 8/1994 Trubiano 280/33.992
5,429,377 7/1995 Duer 280/33.992
5,642,545 7/1997 Howard 5/663

Primary Examiner—Lisa Lichtenstein
Attorney, Agent, or Firm—Frank J. McGue

[57] **CLAIM**

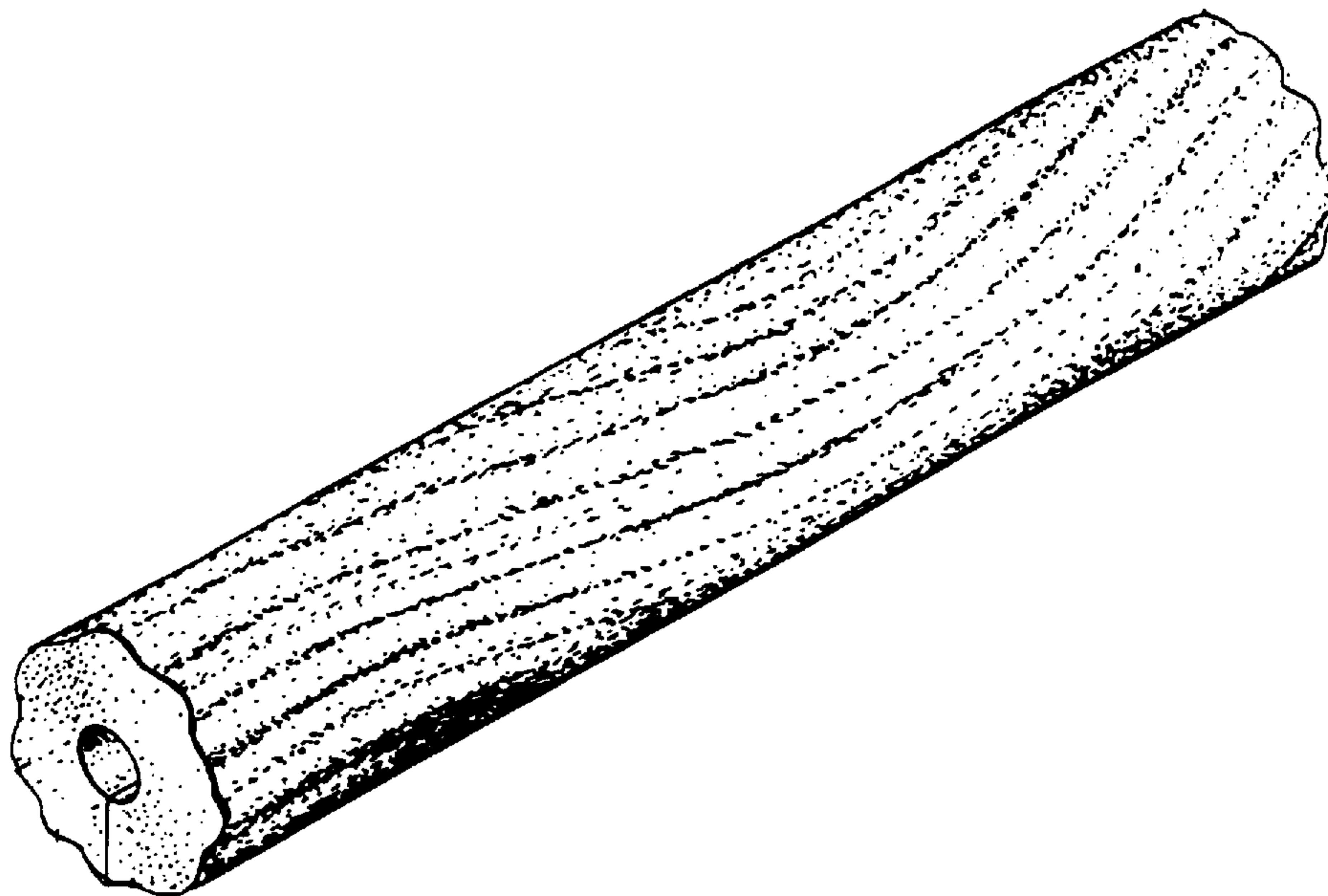
The ornamental design for a safety sleeve, as shown and described.

DESCRIPTION

FIG. 1 is a perspective view of a safety sleeve;
FIG. 2 is a side view of the safety sleeve, the opposite side being a mirror image of that shown; and,
FIG. 3 is an enlarged end view of the safety sleeve, the opposite end being a mirror image of that shown.

1 Claim, 1 Drawing Sheet

[56] **References Cited**
U.S. PATENT DOCUMENTS
3,866,649 2/1975 Bringmann 150/52
4,109,887 8/1978 Wakeland, Jr. 248/345.1
4,554,039 11/1985 James 156/213
4,666,207 5/1987 Quartano 297/229
4,786,080 11/1988 Jay 280/808



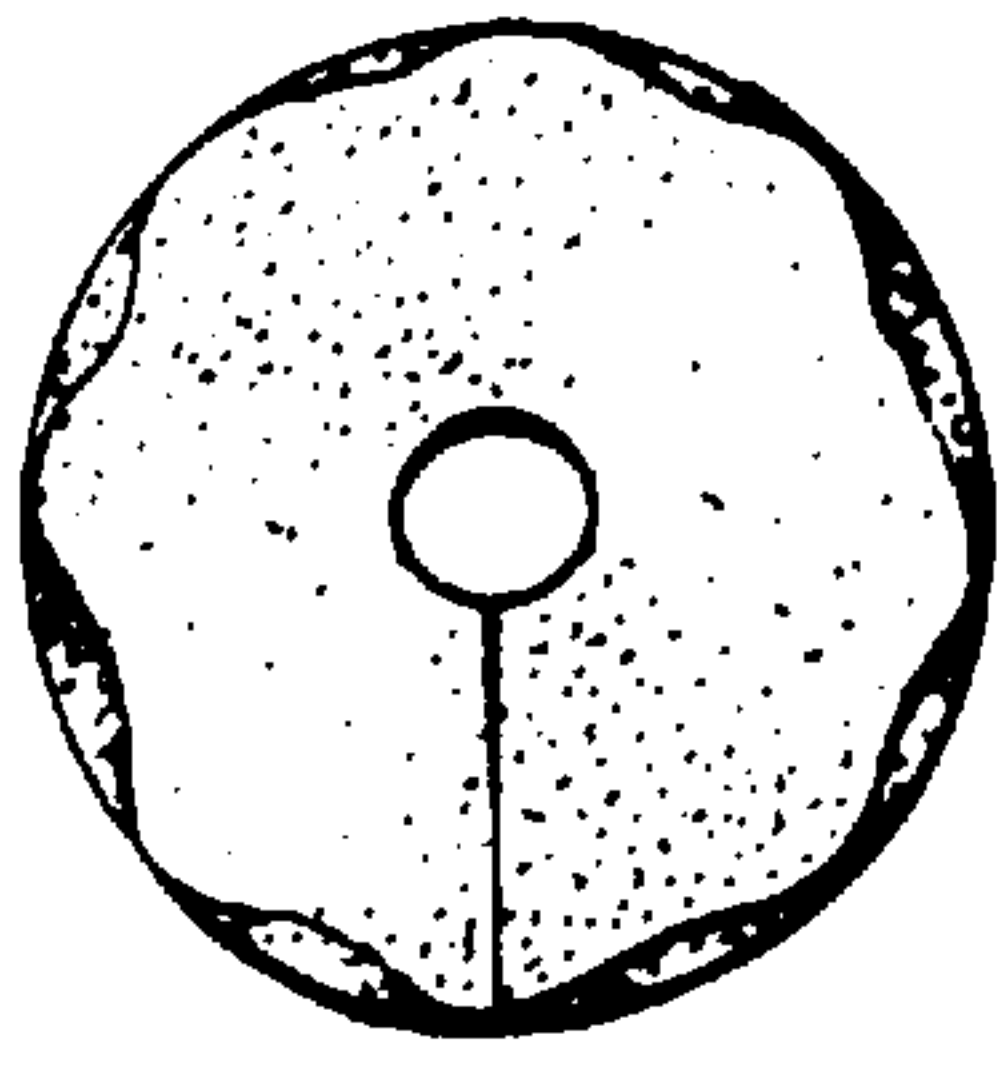


FIG. 3




FIG. 1




FIG. 2