



US00D403548S

United States Patent [19]
Kachmar

[11] **Patent Number: Des. 403,548**
[45] **Date of Patent: **Jan. 5, 1999**

[54] **TEXTILE CASING FOR FURNITURE CUSHIONS**

[75] Inventor: **Lillian S. Kachmar**, 110 Deep Dene Rd., Villanova, Pa. 19085

[73] Assignee: **Lillian S. Kachmar**, Villanova, Pa.

[**] Term: **14 Years**

[21] Appl. No.: **24,652**

[22] Filed: **Jun. 20, 1994**

[51] **LOC (6) Cl.** **06-09**

[52] **U.S. Cl.** **D6/601**

[58] **Field of Search** D6/595, 596, 601; 5/448, 470, 490; 297/229, 452.17, 452.26

[56] **References Cited**

U.S. PATENT DOCUMENTS

D. 312,741	12/1990	Treadwell	D6/601
D. 347,541	6/1994	Cook	D6/601
1,659,405	2/1928	Love	297/229
2,542,931	2/1951	Lightfoot	297/452.17
2,729,278	1/1956	Waranch	297/229
4,597,605	7/1986	Gilbert	297/229

Primary Examiner—Alan P. Douglas
Assistant Examiner—Lavone D. Tabor
Attorney, Agent, or Firm—Seidel, Gonda, Lavorgna & Monaco, PC


[57] **CLAIM**

The ornamental design of a textile casing for furniture cushions, as shown and described.

DESCRIPTION

FIG. 1 is a bottom view of a textile casing for furniture cushions showing my new design; FIG. 2 is a top plan view thereof; FIG. 3 is a side elevational view thereof, the opposite side being a mirror image; FIG. 4 is an end elevational view thereof, the opposite end being identical thereto; FIG. 5 is a bottom plan view of a second embodiment of the textile casing for furniture cushions; FIG. 6 is a top plan view of FIG. 5; FIG. 7 is a side elevational view of FIG. 5, the opposite side being a mirror image; and, FIG. 8 is an end elevational view of FIG. 5, the opposite end being identical thereto.

1 Claim, 2 Drawing Sheets






FIG. 1




FIG. 2



FIG. 3



FIG. 4




FIG. 5




FIG. 6



FIG. 7




FIG. 8