



US00D403547S

# United States Patent [19]

Adkins

[11] Patent Number: **Des. 403,547**

[45] Date of Patent: **\*\*Jan. 5, 1999**

[54] **DRIVEWAY PROTECTION MAT**

[76] Inventor: **Marquette Adkins**, 1630 E. Bay St.,  
Winter Garden, Fla. 34787

[\*\*] Term: **14 Years**

[21] Appl. No.: **81,391**

[22] Filed: **Dec. 31, 1997**

[51] **LOC (6) Cl.** ..... **06-11**

[52] **U.S. Cl.** ..... **D6/582**

[58] **Field of Search** ..... D6/582, 583, 595,  
D6/596; 5/417-420; 15/215-217; D12/203;  
D34/23

[56] **References Cited**

**U.S. PATENT DOCUMENTS**

|           |         |                  |       |        |
|-----------|---------|------------------|-------|--------|
| D. 66,907 | 3/1925  | Waldo            | ..... | D6/582 |
| 4,415,620 | 11/1983 | Yamazaki et al.  | ..... | 15/215 |
| 5,018,235 | 5/1991  | Stamation et al. | ..... | 15/215 |

**OTHER PUBLICATIONS**

Tire Magazine , p. 71, Floor Mat (a)bottom right side of  
page, May 1957.

Primary Examiner—Lisa Lichtenstein

[57] **CLAIM**

The ornamental design for a driveway protection mat, as  
shown.

**DESCRIPTION**

FIG. 1 is a top plan view of the driveway protection mat of  
the present invention;

FIG. 2 is a bottom plan view of the driveway protection mat  
of FIG. 1;


FIG. 3 is a right side elevational view of the driveway  
protection mat of FIG. 1;

FIG. 4 is a left side elevational view of the driveway  
protection mat of FIG. 1;


FIG. 5 is a front elevational view of the driveway protection  
mat of FIG. 1; and,

FIG. 6 is a back elevational view of the driveway protection  
mat of FIG. 1.

**1 Claim, 2 Drawing Sheets**









*Fig. 3*



*Fig. 4*



*Fig. 5*



*Fig. 6*