



US00D403540S

**United States Patent** [19]  
**Williams**

[11] **Patent Number: Des. 403,540**  
[45] **Date of Patent: \*\*Jan. 5, 1999**

[54] **CRIB TEETHING GUARD**

5,678,260 10/1997 Belson ..... 5/93.1

[76] Inventor: **Maxine Williams**, 1210 N. Pearl Ave.,  
Compton, Calif. 90221

*Primary Examiner*—Janice E. Seeger

[\*\*] Term: **14 Years**

[57] **CLAIM**

The ornamental design for a crib teething guard, as shown.

[21] Appl. No.: **74,485**

**DESCRIPTION**

[22] Filed: **Jul. 31, 1997**

FIG. 1 is a front plan view of the crib teething guard of the present invention;

[51] **LOC (6) Cl.** ..... **06-06**

FIG. 2 is a back plan view of the crib teething guard of FIG. 1;

[52] **U.S. Cl.** ..... **D6/503**; D6/491; D24/194

FIG. 3 is a left side plan view of the crib teething guard of FIG. 1;

[58] **Field of Search** ..... D6/390, 391, 491,  
D6/503; D24/194; 5/93.1, 97, 99.1, 100,  
286, 663; 606/235

FIG. 4 is a right side plan view of the crib teething guard of FIG. 1;

[56] **References Cited**

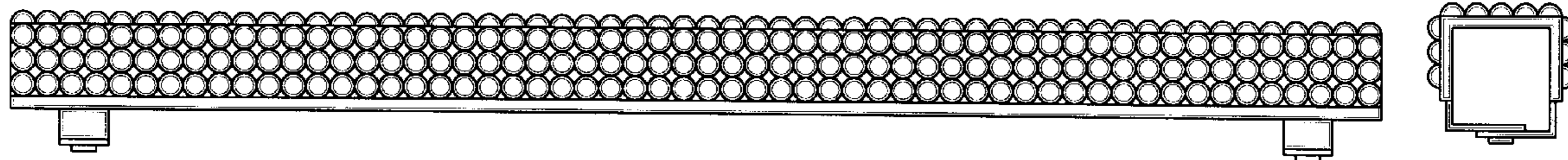
FIG. 5 is a top plan view of the crib teething guard of FIG. 1; and,

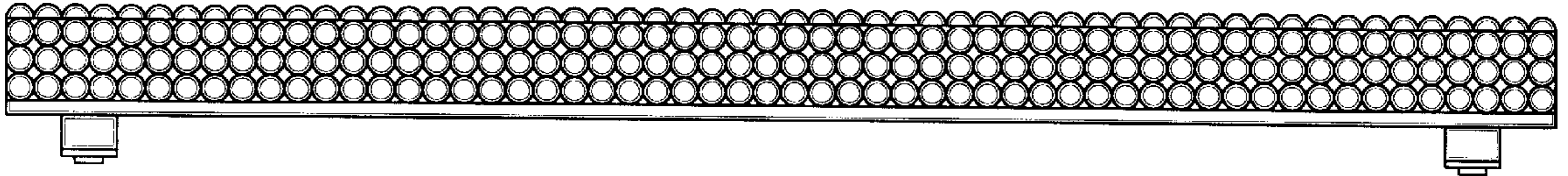
**U.S. PATENT DOCUMENTS**

FIG. 6 is a bottom plan view of the crib teething guard of FIG. 1.

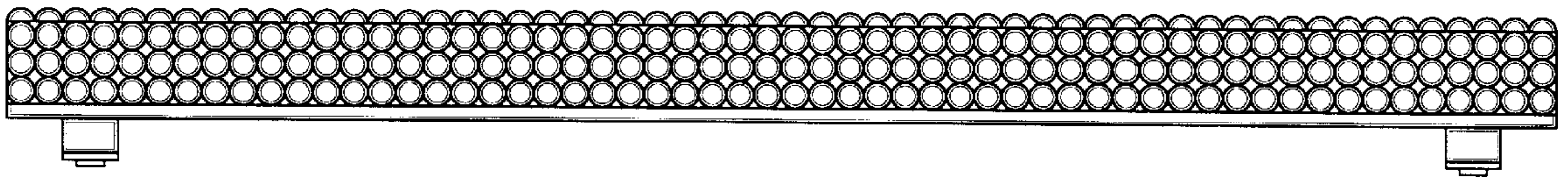
- D. 383,307 9/1997 Klein et al. .... D24/194
- 2,636,189 4/1953 Feldman ..... 5/663
- 4,955,914 9/1990 Caniglia et al. .... 606/235

**1 Claim, 3 Drawing Sheets**

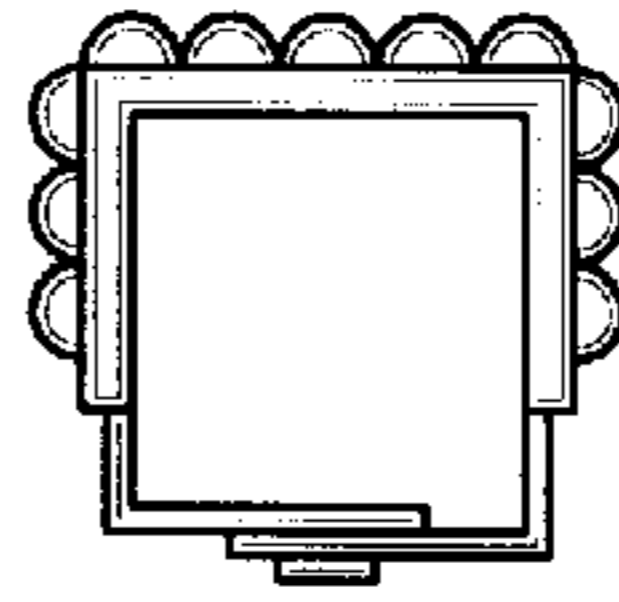




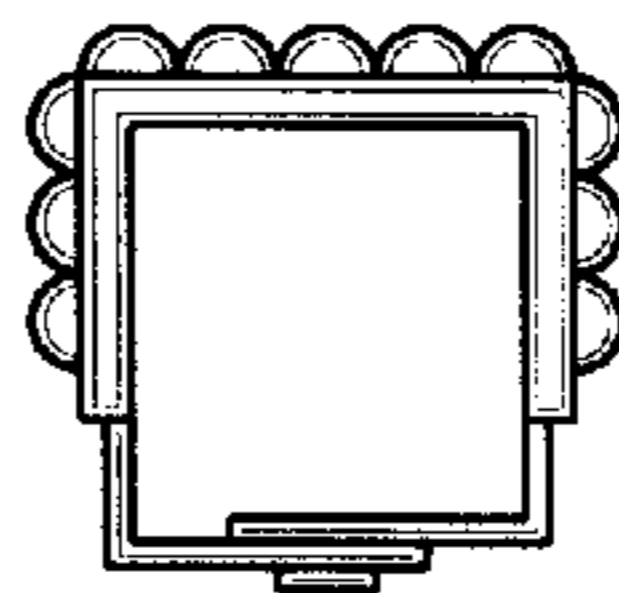
*Fig. 1*




*Fig. 2*




*Fig. 3*



*Fig. 4*



*Fig. 5*



*Fig. 6*