



US00D403537S

# United States Patent [19]

Connor et al.

[11] Patent Number: **Des. 403,537**

[45] Date of Patent: **\*\*\*Jan. 5, 1999**

[54] **FLOOR DISPLAY STAND**

D. 279,442 7/1985 Silver ..... D6/478  
5,322,172 6/1994 Maglione ..... 211/132

[75] Inventors: **Wilton M. Connor**, Charlotte, N.C.;  
**Gregory R. Buchanan**, Rock Hill;  
**Daniel E. Hagood**, Clover, both of S.C.

*Primary Examiner*—James Gandy  
*Assistant Examiner*—Linda Brooks  
*Attorney, Agent, or Firm*—Robert W. Welsh; S. Allan Fraser

[73] Assignee: **Eveready Battery Company, Inc.**, St. Louis, Mo.

[\*] Notice: The term of this patent shall not extend beyond the expiration date of Pat. No. D. 389,656.

[\*\*] Term: **14 Years**

## [57] CLAIM

The ornamental design for a floor display stand, as shown and described.

[21] Appl. No.: **59,041**

[22] Filed: **Aug. 30, 1996**

## DESCRIPTION

[51] **LOC (6) Cl.** ..... **06-04**

[52] **U.S. Cl.** ..... **D6/473; D6/476**

[58] **Field of Search** ..... D6/473-476, 479, D6/474, 475; 206/765, 740, 741, 745, 744; 211/1, 13, 49.1, 133-135, 186-188, 126, 132; 248/174; D9/414, 415, 418, 341

FIG. 1 is a perspective view of a floor display stand showing the new design;

FIG. 2 is a top plan view thereof;

FIG. 3 is a front elevational view thereof;

FIG. 4 is a right side elevational view thereof; the left side elevation is a mirror image of the right side elevation; and,

FIG. 5 is a back view thereof.

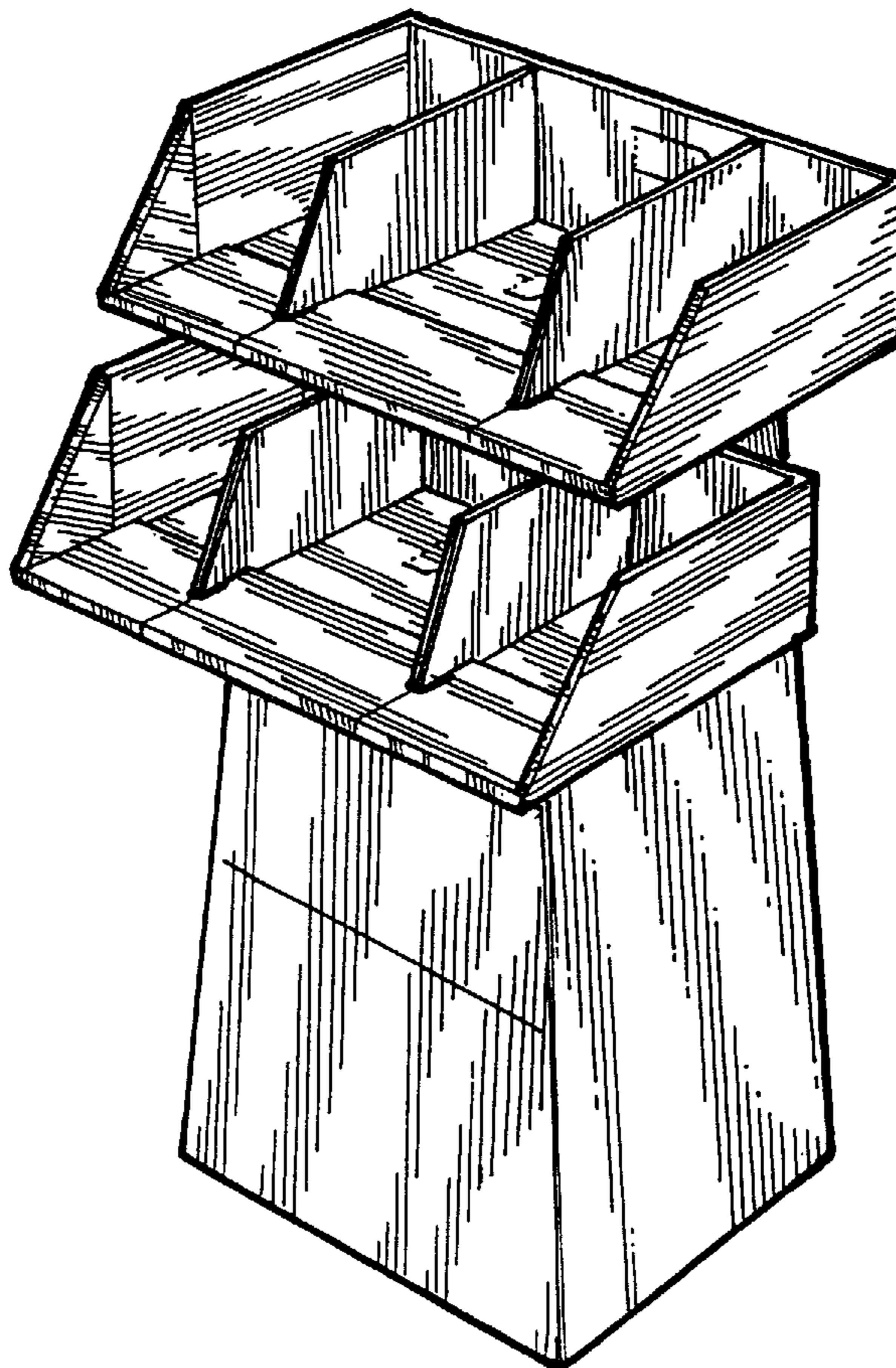
The bottom view, not being illustrative of the unique features of the design, has not been shown and forms no part of the claimed design.

## [56] References Cited

### U.S. PATENT DOCUMENTS

D. 145,103 6/1946 Powers ..... D6/473

**1 Claim, 2 Drawing Sheets**



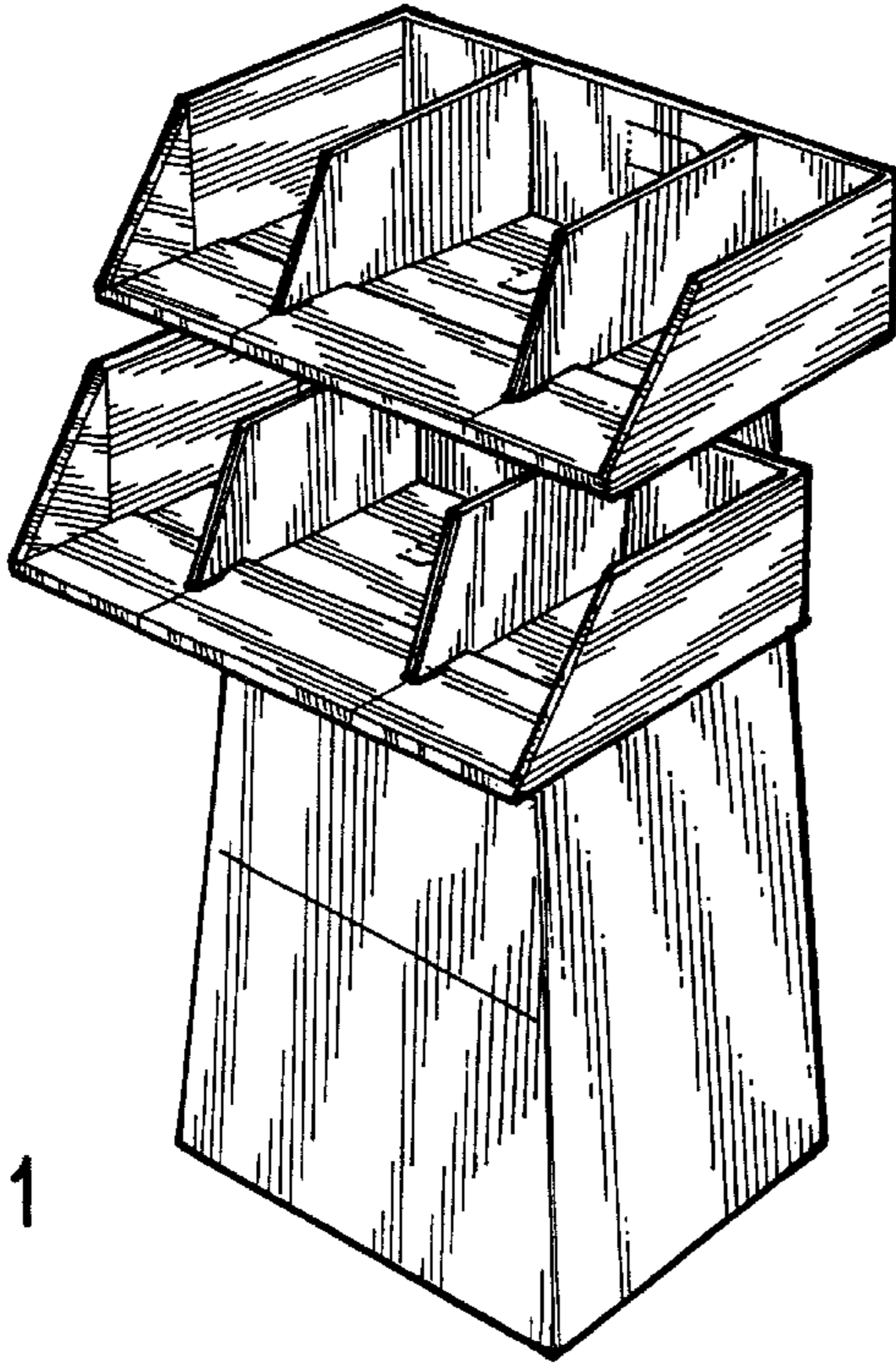


Fig. 1




Fig. 2

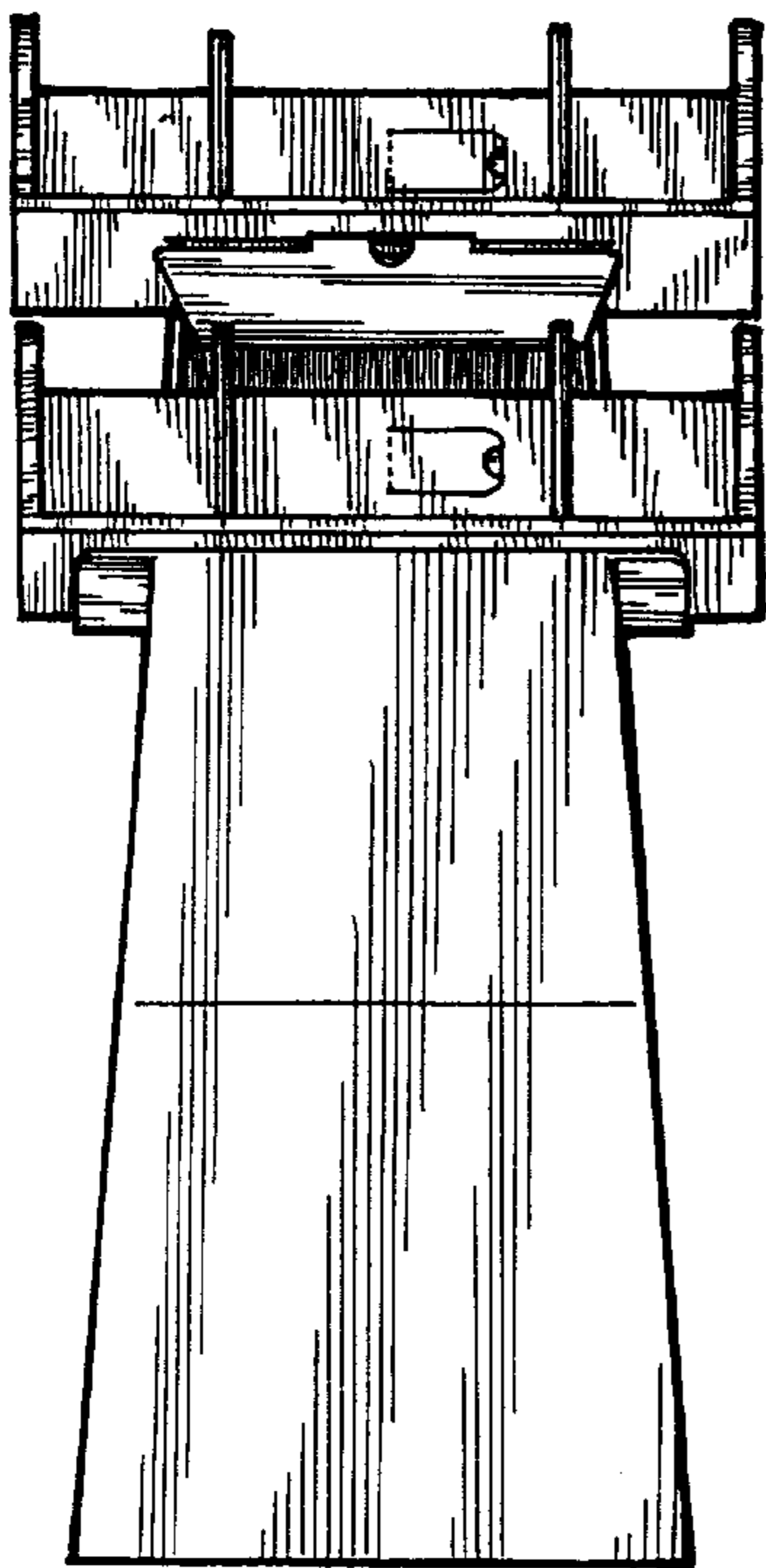


Fig. 3




Fig. 4

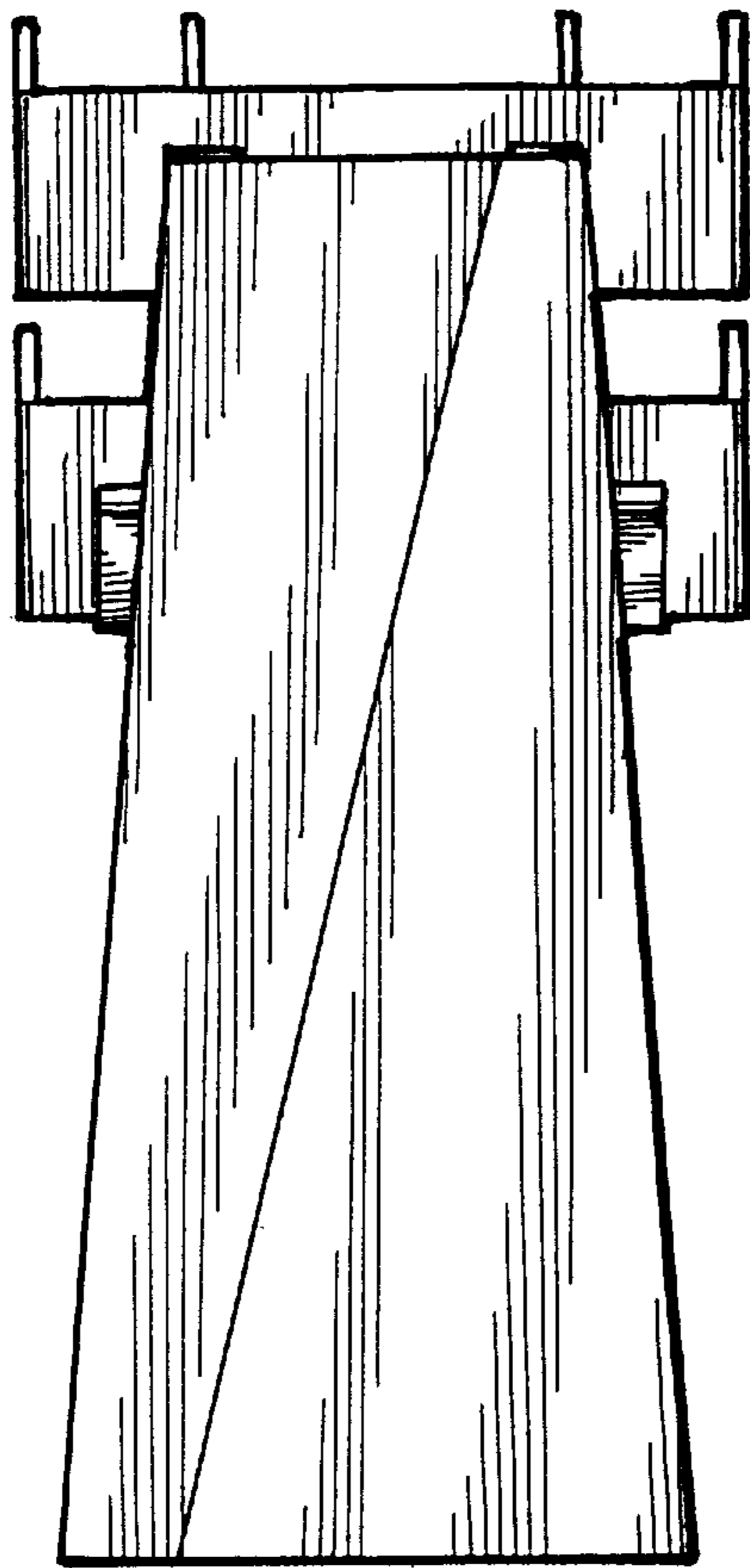


Fig. 5