



US00D403532S

# United States Patent [19] Moser

[11] **Patent Number:** **Des. 403,532**

[45] **Date of Patent:** **\*\*Jan. 5, 1999**

[54] **WATCH DISPLAY**

[76] **Inventor:** **Manfred Moser**, Seeheimweg, 6403  
Küssnacht Am Rigi, Switzerland

[\*\*] **Term:** **14 Years**

[21] **Appl. No.:** **81,215**

[22] **Filed:** **Dec. 23, 1997**

[30] **Foreign Application Priority Data**

Jul. 1, 1997 [CH] Switzerland ..... 124304

[51] **LOC (6) Cl.** ..... **06-04**

[52] **U.S. Cl.** ..... **D6/457**

[58] **Field of Search** ..... D6/449, 466-468,  
D6/455, 457; 206/6.1, 301, 557, 566; 248/114,  
116; 211/85.2, 85.26, 1, 13.1

[56] **References Cited**

**U.S. PATENT DOCUMENTS**

D. 147,095 7/1947 While ..... D6/467  
D. 323,446 1/1992 Morse ..... D6/457 X  
D. 370,801 6/1996 Oliver et al. .... D6/477

989,571 4/1911 Dahl ..... 206/566 X  
4,094,409 6/1978 Spranger et al. .... 206/566  
4,650,077 3/1987 Droz ..... 206/566  
5,709,303 1/1998 Best ..... 206/566 X

*Primary Examiner*—Jeffrey Asch  
*Assistant Examiner*—Linda Brooks  
*Attorney, Agent, or Firm*—Abelman, Frayne & Schwab

[57] **CLAIM**

The ornamental design for a watch display, as shown and described.

**DESCRIPTION**

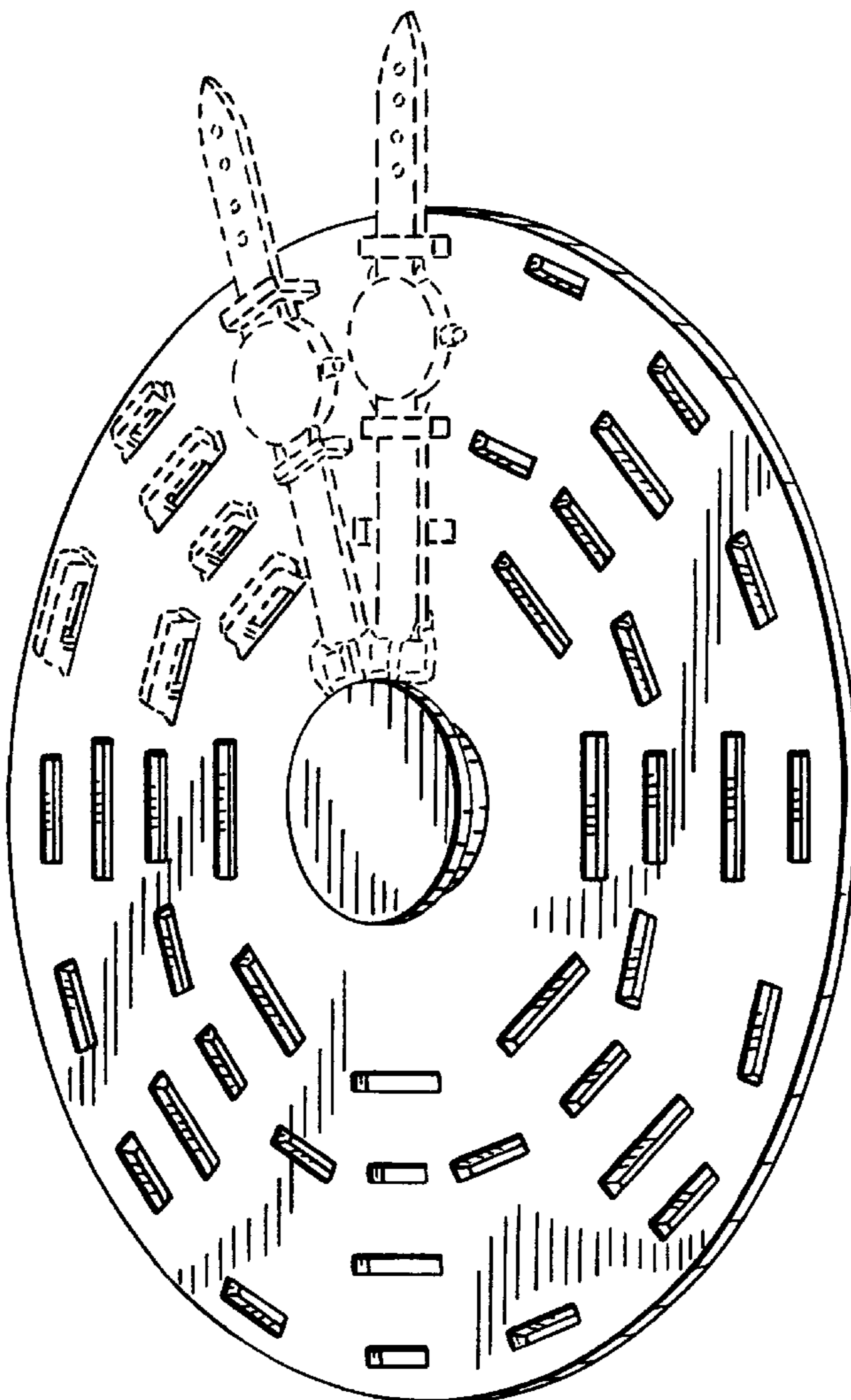
FIG. 1 is a front and right side perspective view of a watch display, with representative clips for watches to be displayed thereon and the watches inserted thereon shown in broken lines for purposes of illustration only and forming no part of the claimed design;

FIG. 2 is a right side perspective view, the left side being a mirror image thereof;

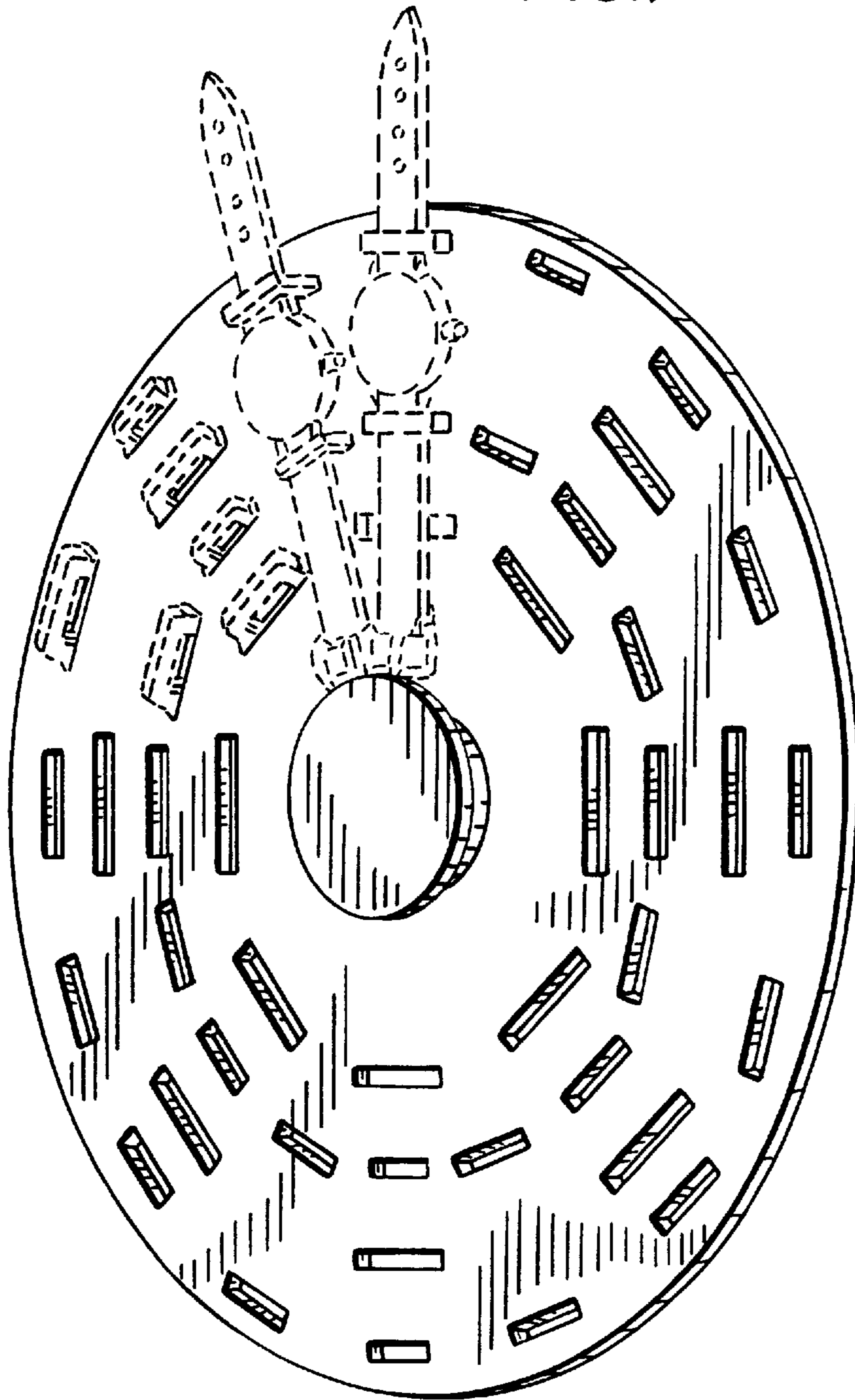
FIG. 3 is a front view thereof; and,

FIG. 4 is a rear view thereof.

**1 Claim, 3 Drawing Sheets**

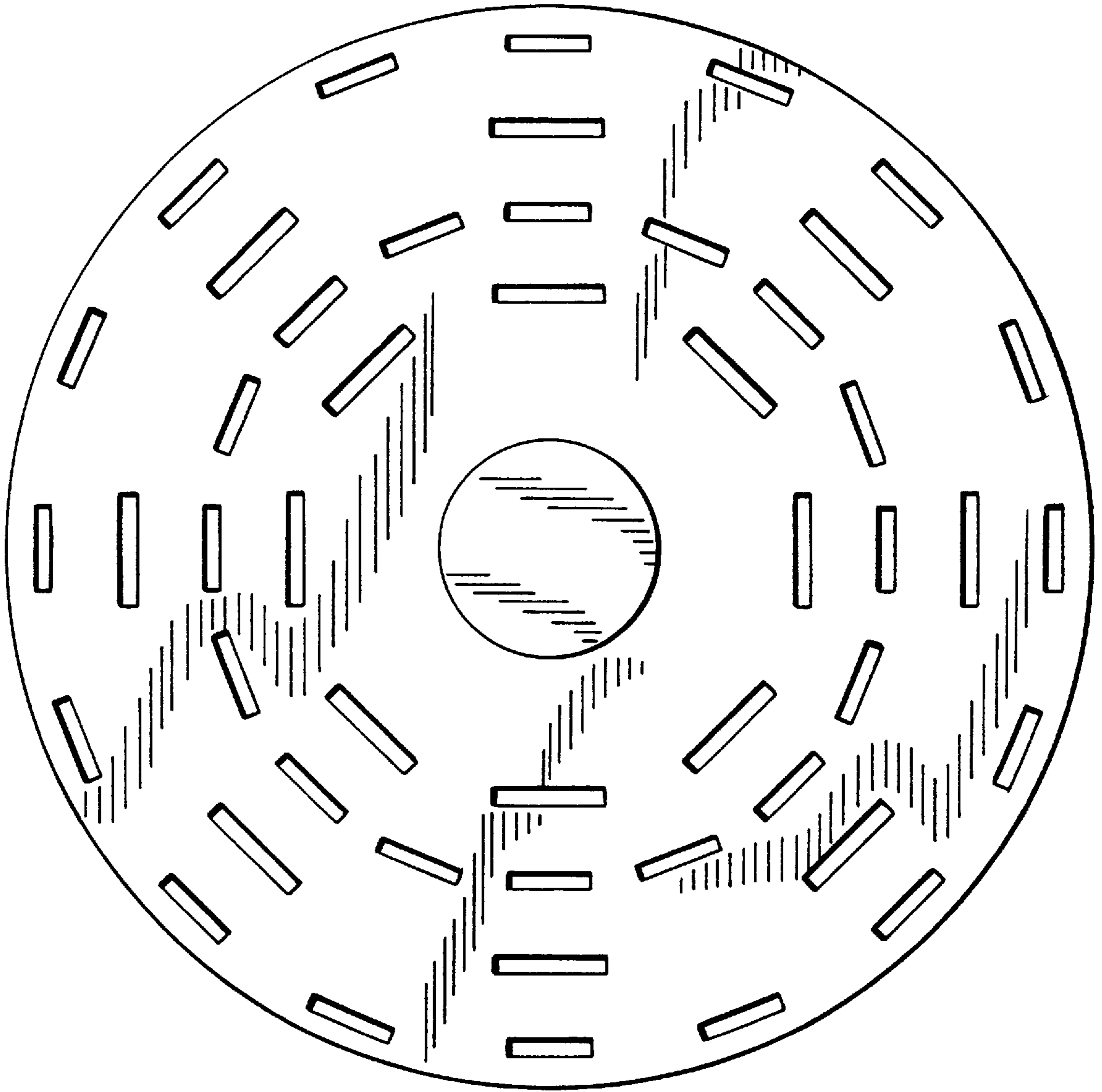


*FIG. 1*



*FIG. 2*





*FIG. 3*

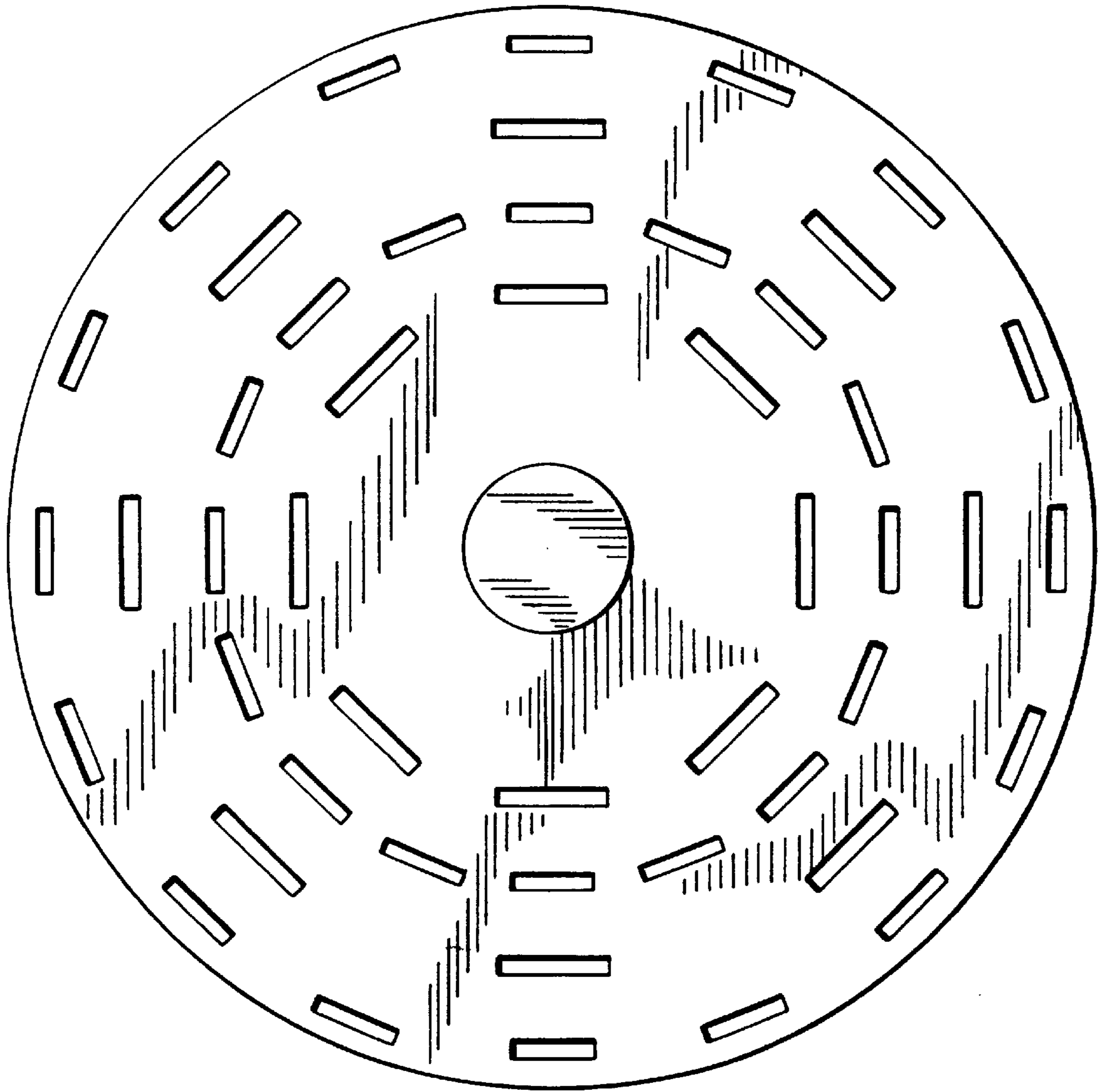


FIG. 4