



US00D403531S

United States Patent [19]

[11] **Patent Number: Des. 403,531**

De Blaay

[45] **Date of Patent: **Jan. 5, 1999**

[54] **ENTERTAINMENT CENTER**

Directions—Woodward and Lothrop, p. 28; entertainment center on page, Jan. 1993.

[75] Inventor: **William E. De Blaay**, Manlius, N.Y.

[73] Assignee: **L. & J.G. Stickleby, Inc.**, Manlius, N.Y.

Primary Examiner—Carmen H. Vales-Lado
Attorney, Agent, or Firm—Trapani & Molldrem

[**] Term: **14 Years**

[21] Appl. No.: **76,206**

[57] **CLAIM**

[22] Filed: **Sep. 8, 1997**

The ornamental design for an entertainment center, as shown and described.

[51] **LOC (6) Cl. 06-04**

[52] **U.S. Cl. D6/445**

[58] **Field of Search D6/432-448; 312/204, 312/114**

DESCRIPTION

[56] **References Cited**

U.S. PATENT DOCUMENTS

D. 318,387	7/1991	Bush et al.	D6/445
D. 363,835	11/1995	Paus	D6/439
D. 372,376	8/1996	Walters, III et al.	D6/445
D. 385,719	11/1997	Keller	D6/434

FIG. 1 is a perspective view of an entertainment center showing my new design;

FIG. 2 is a front elevational view thereof;

FIG. 3 is a right side elevation thereof, the left side elevation being a mirror image; and,

FIG. 4 is a top plan view thereof.


OTHER PUBLICATIONS

“American Oak ” by Thomasville, p. 26; entertainment center, top left on page, 1986/96.

The rear of the entertainment center is flat and unornamented.

“Terrace Garden ” by Thomasville, p. 30; door unit entertainment center on page, 1992/96.

1 Claim, 3 Drawing Sheets






FIG. 1

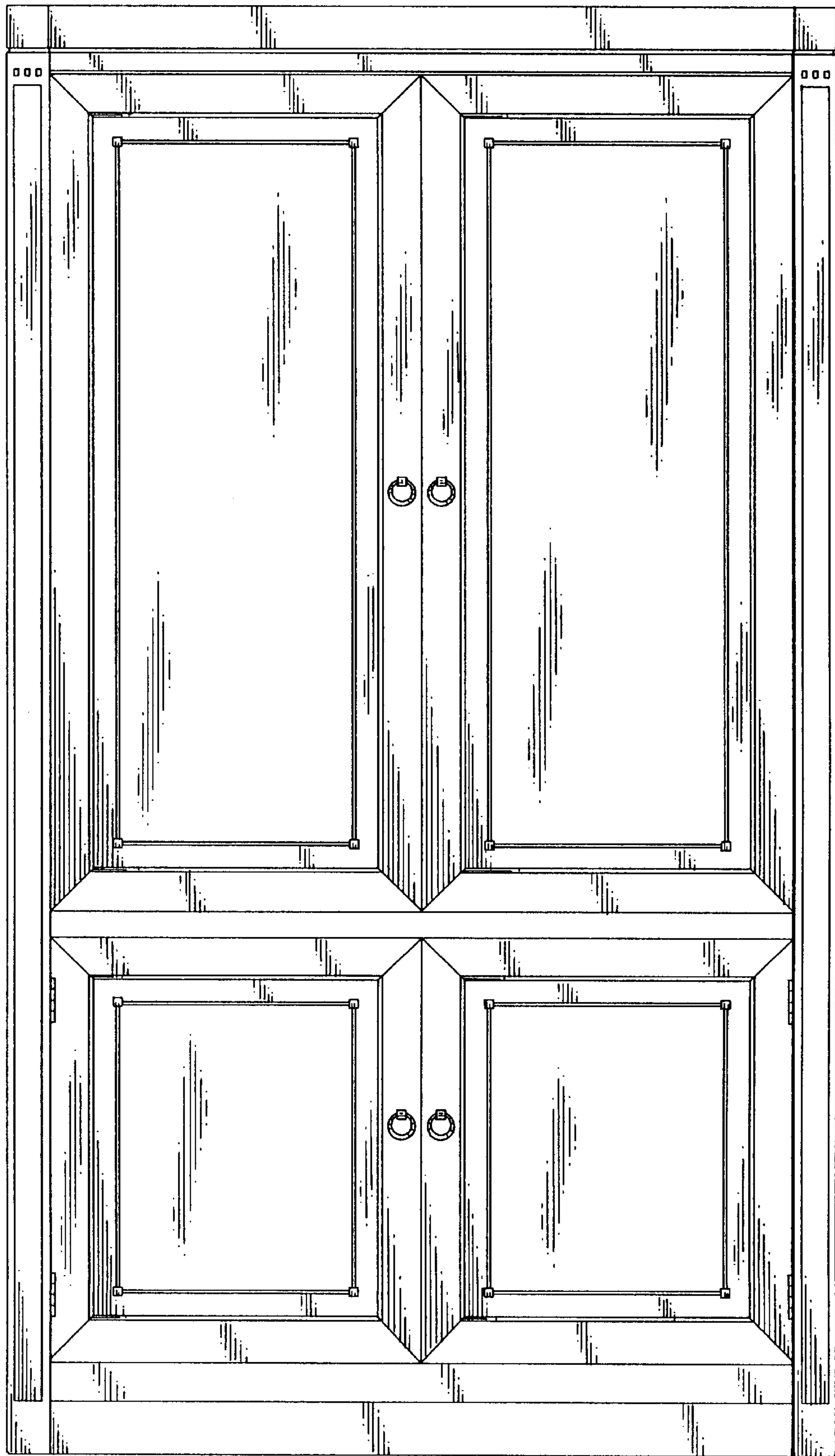


FIG.2

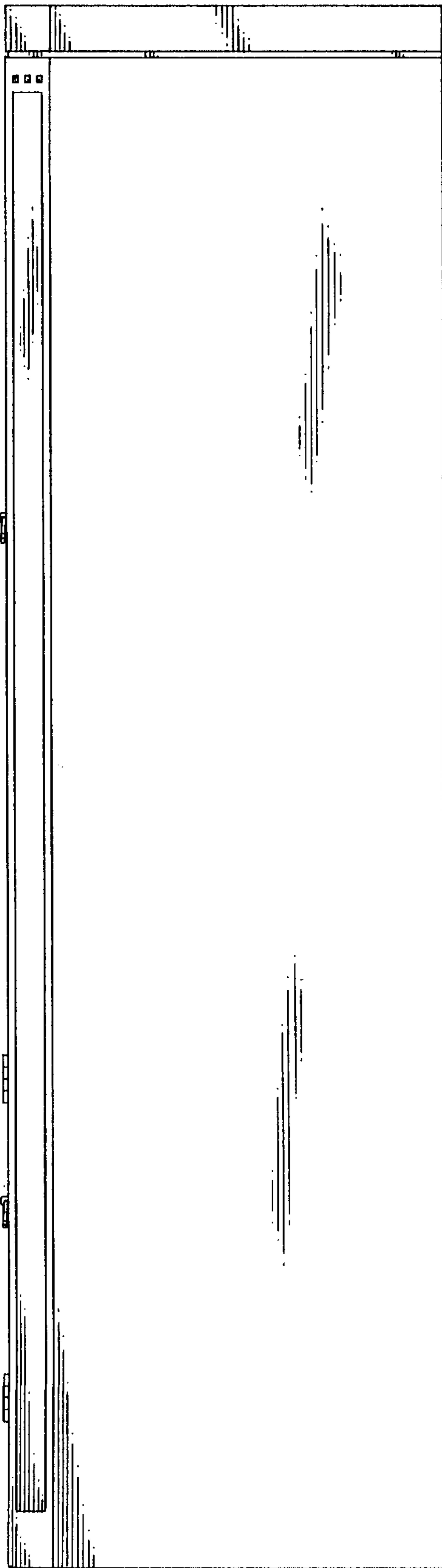


FIG.3




FIG.4