



US00D403529S

# United States Patent [19]

[11] Patent Number: **Des. 403,529**

**De Blaay**

[45] Date of Patent: **\*\*Jan. 5, 1999**

[54] **SIDEBOARD**

D. 286,959 12/1986 Doezema ..... D6/446  
D. 363,833 11/1995 Paus ..... D6/436

[75] Inventor: **William E. De Blaay**, Manlius, N.Y.

### OTHER PUBLICATIONS

[73] Assignee: **L. & J. G. Stickley, Inc.**, Manlius, N.Y.

“Vintage” by Burlington, p. 13; mobile serving cart No.221-795 on page, 1982.

[\*\*] Term: **14 Years**

*Primary Examiner*—Carmen H. Vales-Lado  
*Attorney, Agent, or Firm*—Trapani & Molldrem

[21] Appl. No.: **76,208**

### [57] CLAIM

[22] Filed: **Sep. 8, 1997**

The ornamental design for a sideboard, as shown and described.

[51] **LOC (6) Cl.** ..... **06-04**

[52] **U.S. Cl.** ..... **D6/436**

[58] **Field of Search** ..... D6/432-448; 312/204, 312/114

### DESCRIPTION


### [56] References Cited

#### U.S. PATENT DOCUMENTS

D. 64,390	4/1924	Arons	.....	D6/446
D. 64,392	4/1924	Arons	.....	D6/446
D. 75,731	4/1928	Holt	.....	D6/446
D. 77,312	12/1928	Dworkis	.....	D6/446
D. 249,860	10/1978	Ungaro	.....	D6/435
D. 281,038	10/1985	Thorpe	.....	D6/445

FIG. 1 is a perspective view of a sideboard showing my new design;  
FIG. 2 is a front elevational view thereof;  
FIG. 3 is a right side elevation thereof, the left side elevation being a mirror image;  
FIG. 4 is a top plan view thereof; and,  
FIG. 5 is a sectional view taken along line 5-5 of FIG. 2.  
The rear of the sideboard is flat and unornamented.

**1 Claim, 3 Drawing Sheets**






FIG.1




FIG.3

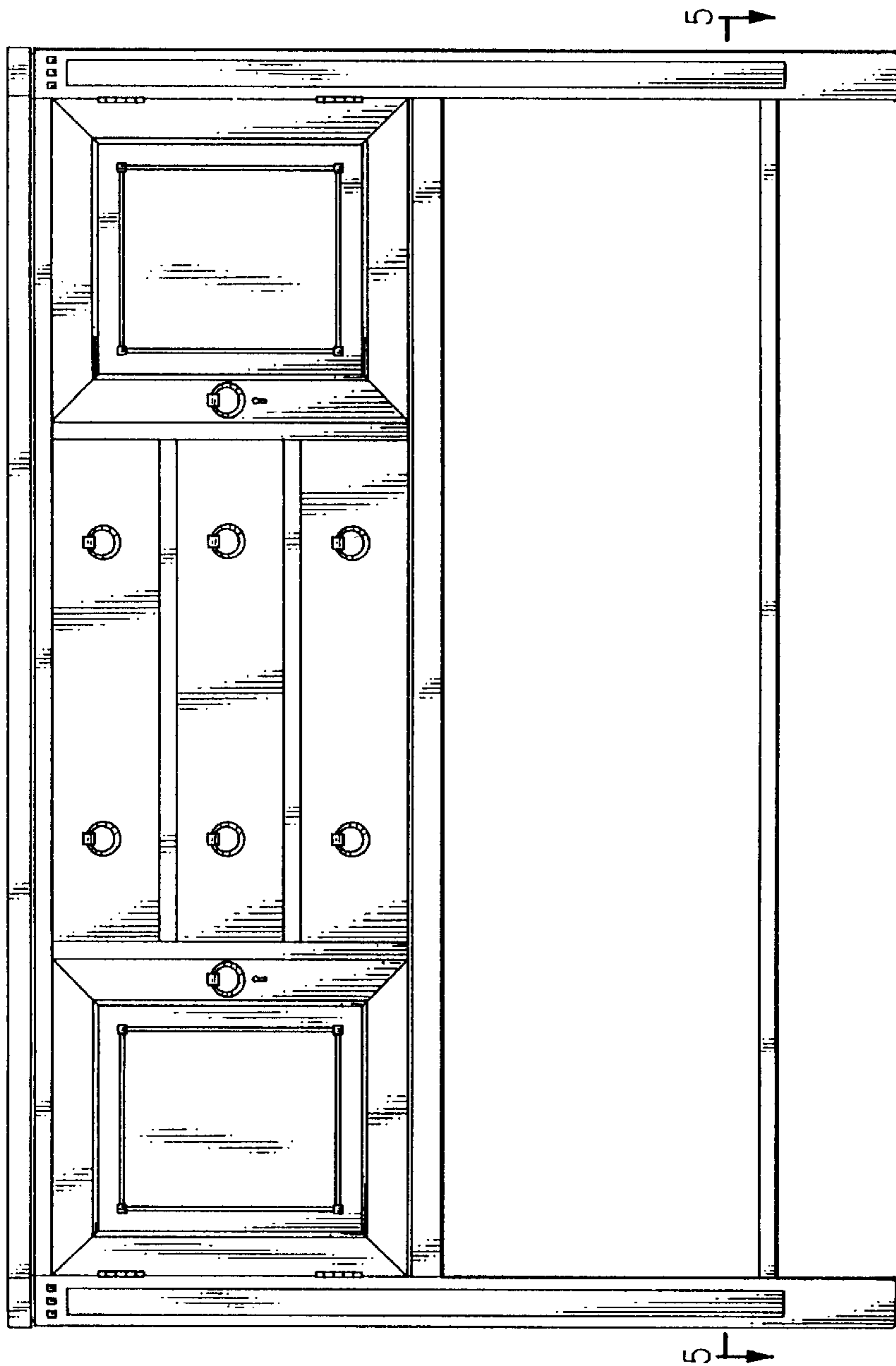


FIG.2




FIG. 4

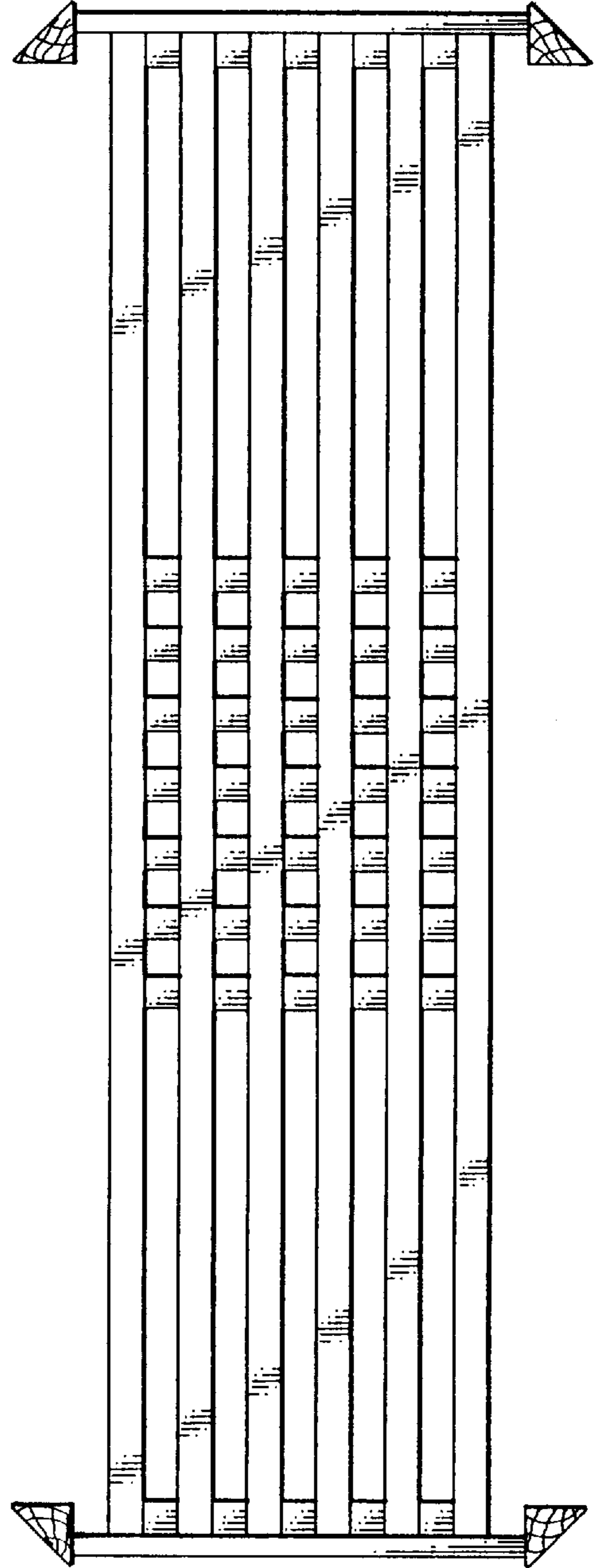


FIG. 5