



US00D403525S

United States Patent [19] Zaidman

[11] Patent Number: **Des. 403,525**

[45] Date of Patent: ****Jan. 5, 1999**

[54] **COMBINED LOFT BED AND DESK**

Attorney, Agent, or Firm—Michael Best & Friedrich

[75] Inventor: **S. Paul Zaidman**, Winnipeg, Canada

[57] **CLAIM**

[73] Assignee: **Palliser Furniture Ltd.**, Canada

The ornamental design for a combined loft bed and desk, as shown and described.

[**] Term: **14 Years**

[21] Appl. No.: **75,272**

DESCRIPTION

[22] Filed: **Aug. 19, 1997**

FIG. 1 is a front perspective view of the design showing the front, top and left hand end of the design. The right hand end of the design is, in peripheral outline, a mirror image of the left hand end of the design and its surface is flat and unornamented; and,

[51] **LOC (6) Cl.** **06-01**

[52] **U.S. Cl.** **D6/384**

[58] **Field of Search** D6/382-384, 390-395, D6/505; 5/53.1, 2.1, 3, 5, 8, 9.1, 907, 308

FIG. 2 is a front view of the design.

[56] **References Cited**

U.S. PATENT DOCUMENTS

D. 211,852	8/1968	La Rocca et al.	D6/384
D. 228,990	11/1973	Villanova	D6/384
D. 279,339	6/1985	Testa	D6/384
3,338,648	8/1967	Bannister	D6/384
4,253,204	3/1981	Tasaka	5/2.1

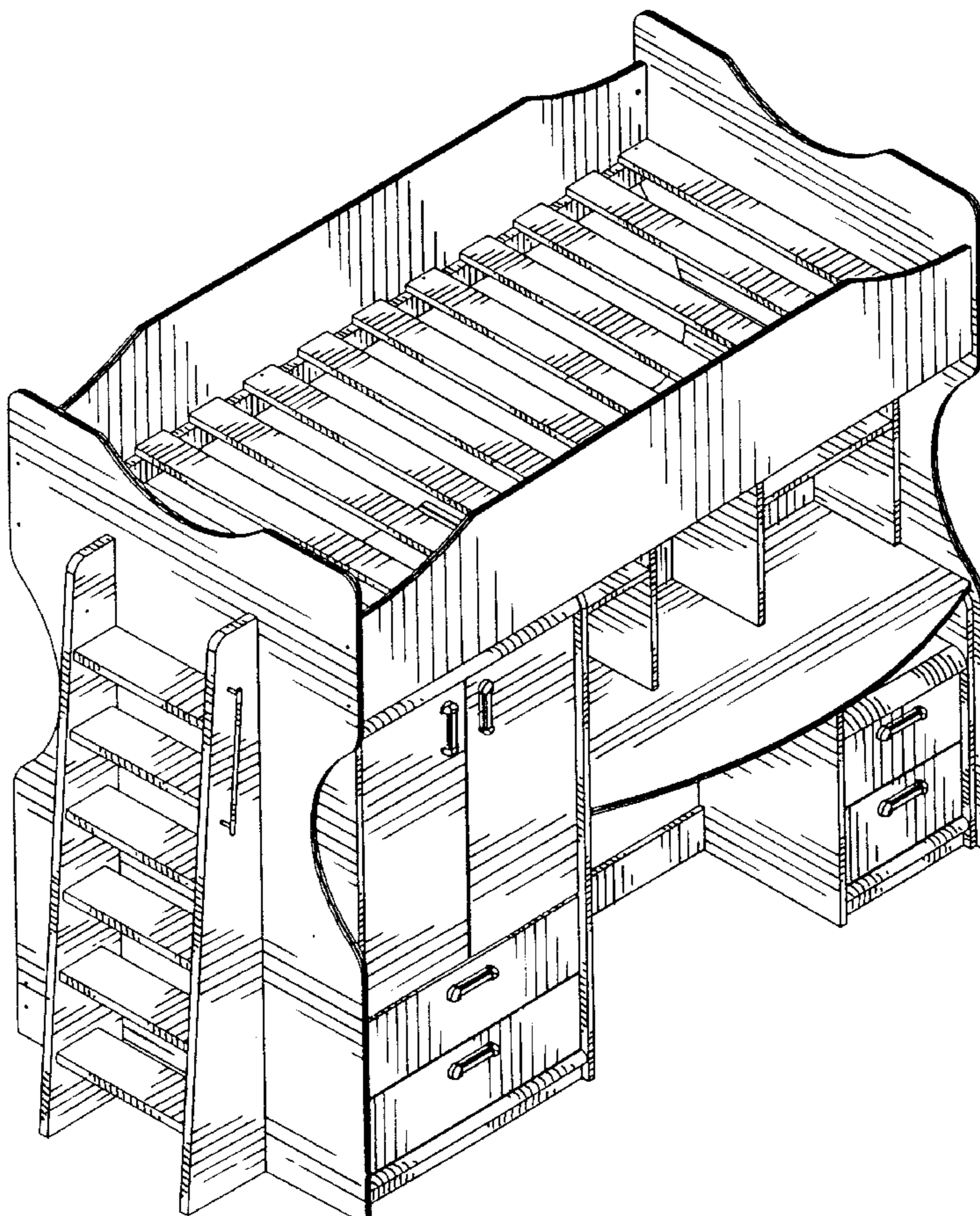
The portion of the article below the slatted mattress support is not part of the claimed design. The portion of the slats and the slat support at the front of the article which is not seen in FIG. 1 is a mirror image of the like portion of the slats and the slat support at the rear of the article. The rear of the article is not part of the claimed design. The inside of the footboard not shown in the same as the inside of the headboard shown in FIG. 1.

OTHER PUBLICATIONS

Furniture World, Jul. 1980, vol. 188, #9, p. 75, bed at top right.

Primary Examiner—Janice E. Seeger

1 Claim, 2 Drawing Sheets



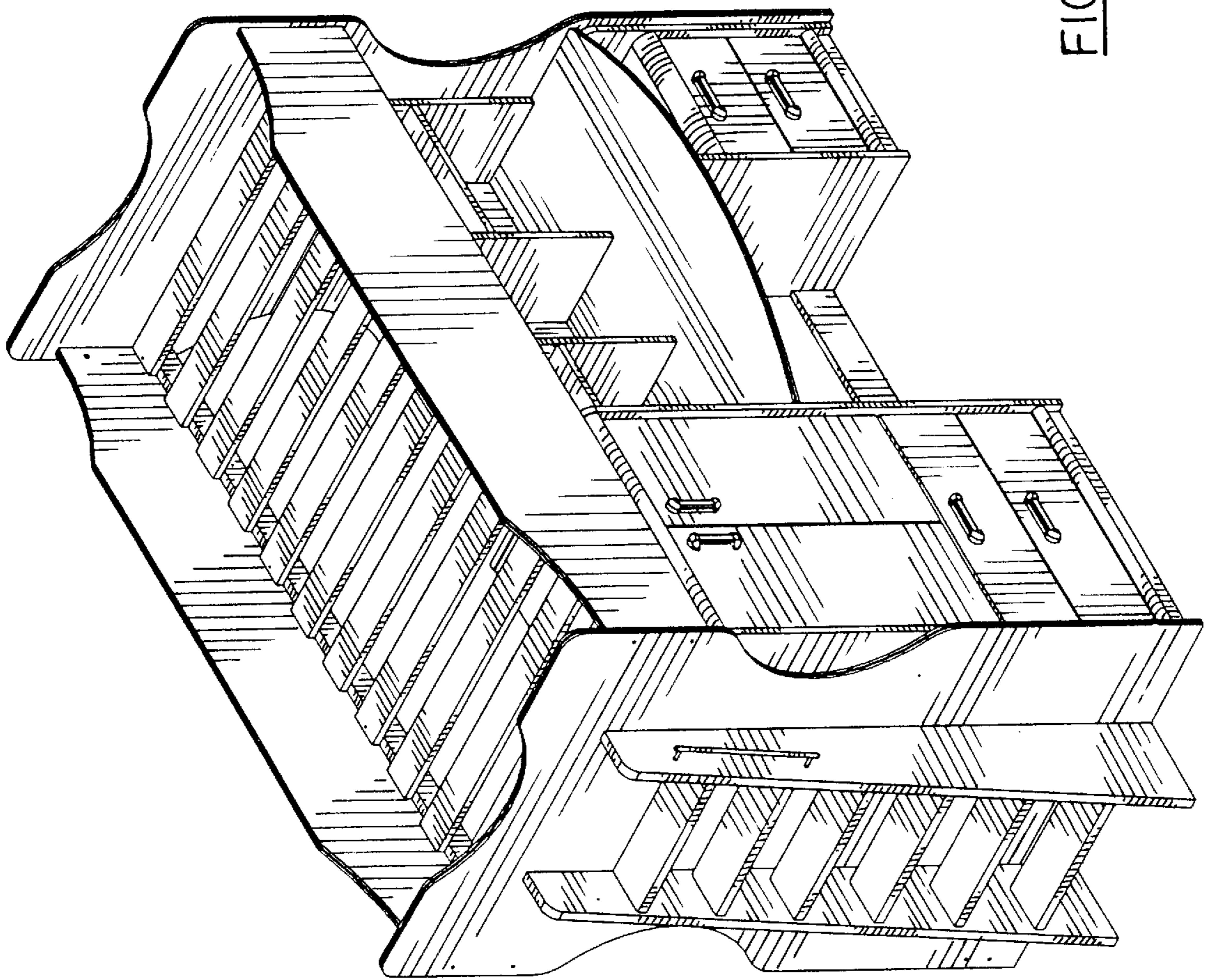


FIG. 1

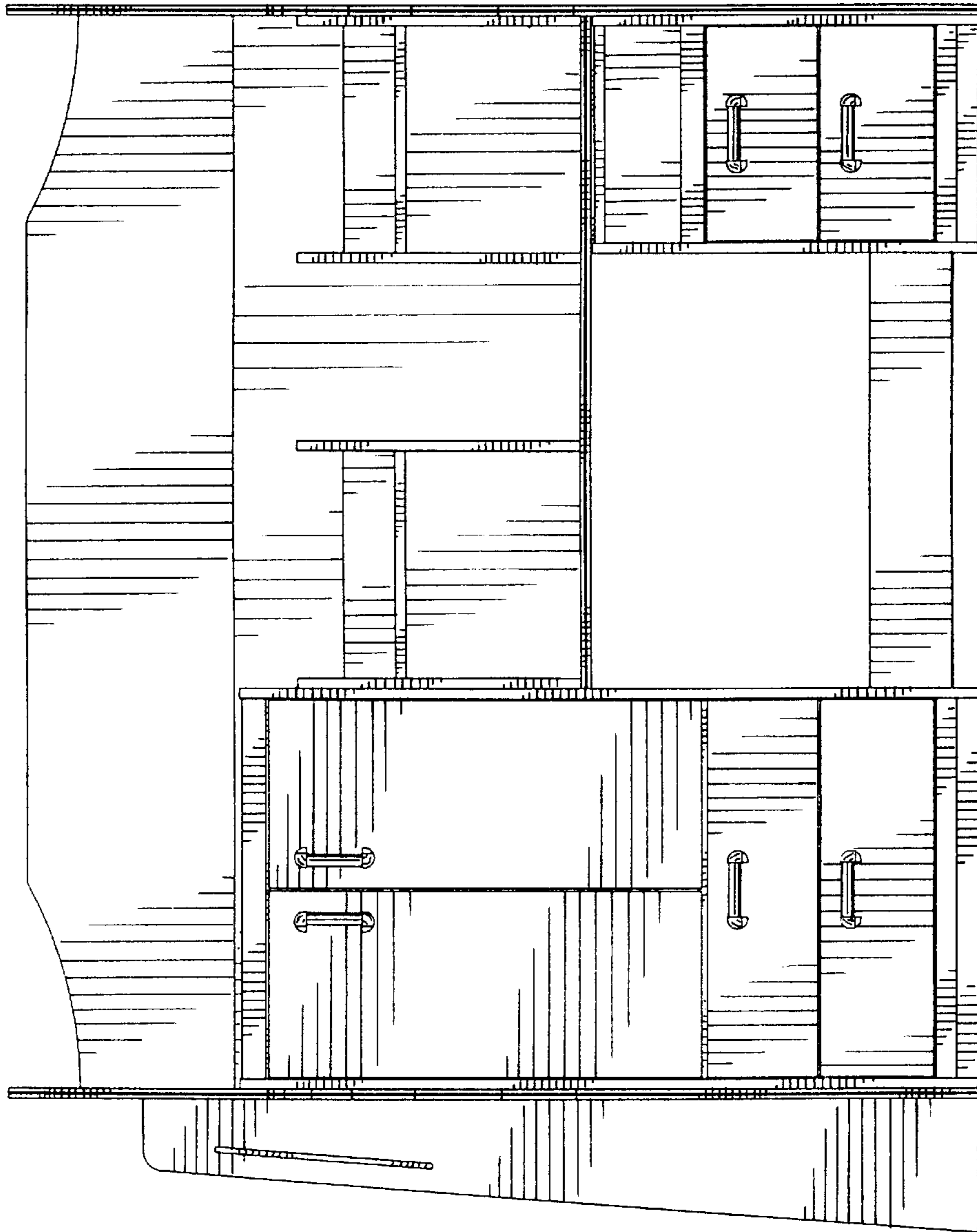


FIG. 2