



US00D403516S

United States Patent [19]

[11] **Patent Number:** **Des. 403,516**

Noll

[45] **Date of Patent:** ****Jan. 5, 1999**

[54] **GLIDER**

2,567,612	9/1951	McGehee .	
2,718,916	9/1955	Borochoff	297/287
3,994,468	11/1976	Carter et al.	248/370
4,213,650	7/1980	Sroub	297/281

[76] **Inventor:** **Ronald C. Noll**, 20749 University Blvd., Shaker Heights, Ohio 44122

[**] **Term:** **14 Years**

OTHER PUBLICATIONS

[21] **Appl. No.:** **80,888**

Cardinal Home Products, Grand Isle: Traditional High Back Glider, Undated.

[22] **Filed:** **Dec. 17, 1997**

Cardinal Home Products, Grand Isle: Deluxe Glider LGL-48TZ, Undated.

[51] **LOC (6) Cl.** **06-01**

Cardinal Home Products, Grand Isle: Two Seat Glider LGL-44TV, Undated.

[52] **U.S. Cl.** **D6/344; D6/370**

Cardinal Home Products, Grand Isle: High Back Glider Chair LGL-22JHBG, Undated.

[58] **Field of Search** D6/334, 335, 344, D6/347, 370, 381, 500, 501, 502; 248/370; 297/259.3, 273, 281, 287, 452.63

Cardinal Home Products, Grand Isle: High Back Glider LGL-48JHBG Premium, Undated.

[56] **References Cited**

Cardinal Home Products, Grand Isle: High Back Glider LGL-44JHBG, Undated.

U.S. PATENT DOCUMENTS

Cardinal Home Products, Grand Isle: Glider Chair LGL-22Z, Undated.

D. 67,482	6/1925	Wurdack	D6/347
D. 103,549	3/1937	Janes	D6/370
D. 114,478	4/1939	Terker	D6/370
D. 121,462	7/1940	Tabb .	
D. 135,777	7/1943	Smith .	
D. 141,705	6/1945	Slaughter .	
D. 154,355	7/1949	Allmand	D6/347
D. 154,356	7/1949	Allmand .	
D. 165,835	2/1952	Glass .	
D. 259,308	5/1981	Sroub	D6/347
D. 290,911	7/1987	Pomeroy et al.	D6/347
D. 298,490	11/1988	Pomeroy et al.	D6/347
D. 307,361	4/1990	Pomeroy et al.	D6/347
D. 307,362	4/1990	Pomeroy et al.	D6/347
D. 307,363	4/1990	Pomeroy et al.	D6/347
D. 307,523	5/1990	Pomeroy et al.	D6/347
D. 310,604	9/1990	Pomeroy et al.	D6/347
D. 325,823	5/1992	Pomeroy et al.	D6/335
D. 328,197	7/1992	Braxton, III	D6/347
D. 334,485	4/1993	Pomeroy et al.	D6/344
D. 338,563	8/1993	Chiang	D6/344
D. 350,855	9/1994	Pomeroy et al.	D6/344

Primary Examiner—Gary D. Watson
Attorney, Agent, or Firm—Pearne, Gordon, McCoy & Granger LLP

[57] **CLAIM**

The ornamental design for a glider, as shown and described.

DESCRIPTION

FIG. 1 is a perspective view of a glider, showing my new design;

FIG. 2 is a top plan view thereof;

FIG. 3 is a front elevational view thereof;

FIG. 4 is a side elevational view, the opposite side being a mirror image;

FIG. 5 is a rear elevational view thereof; and,

FIG. 6 is a bottom plan view thereof.

1 Claim, 4 Drawing Sheets


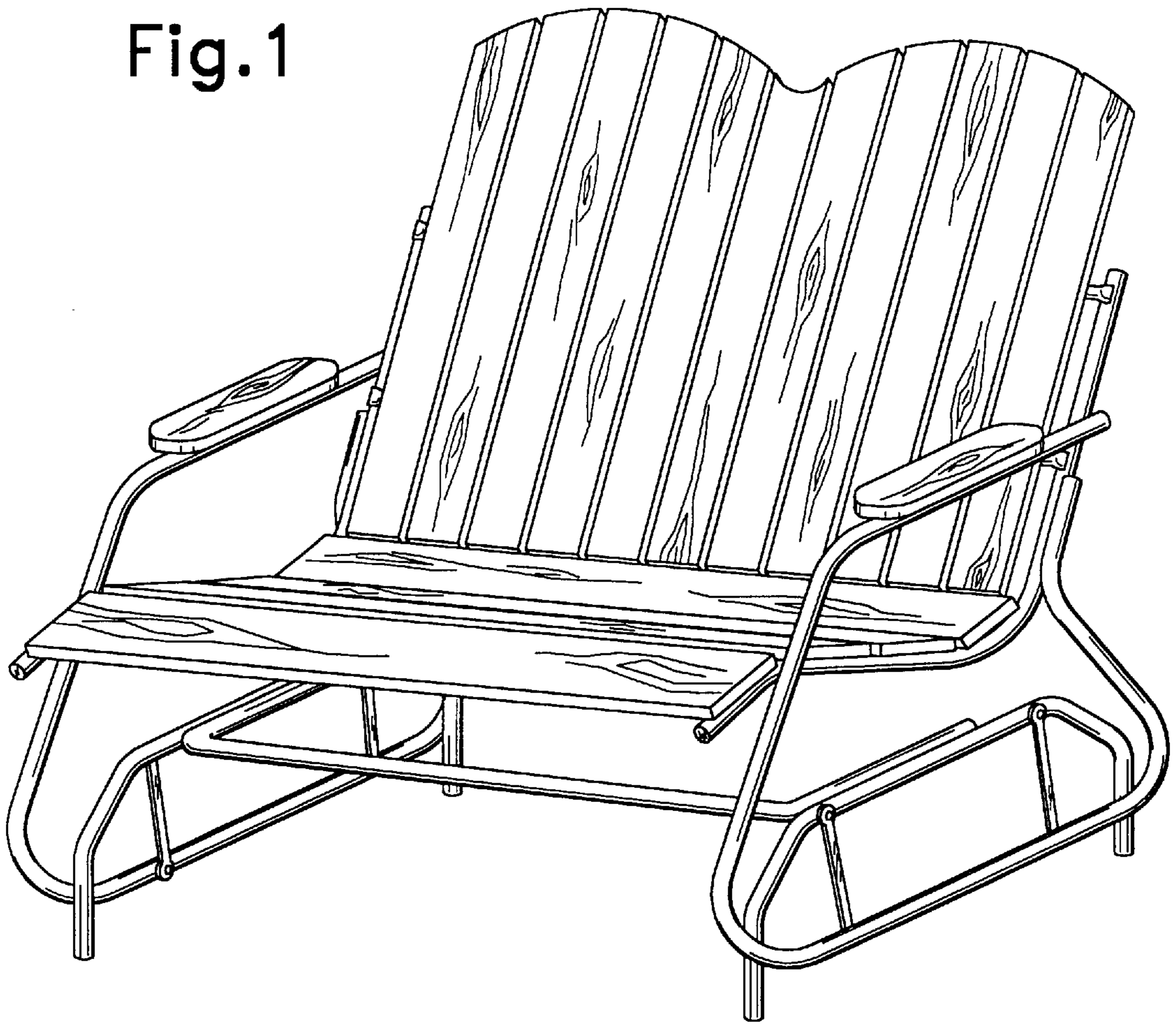


Fig. 1






Fig. 2

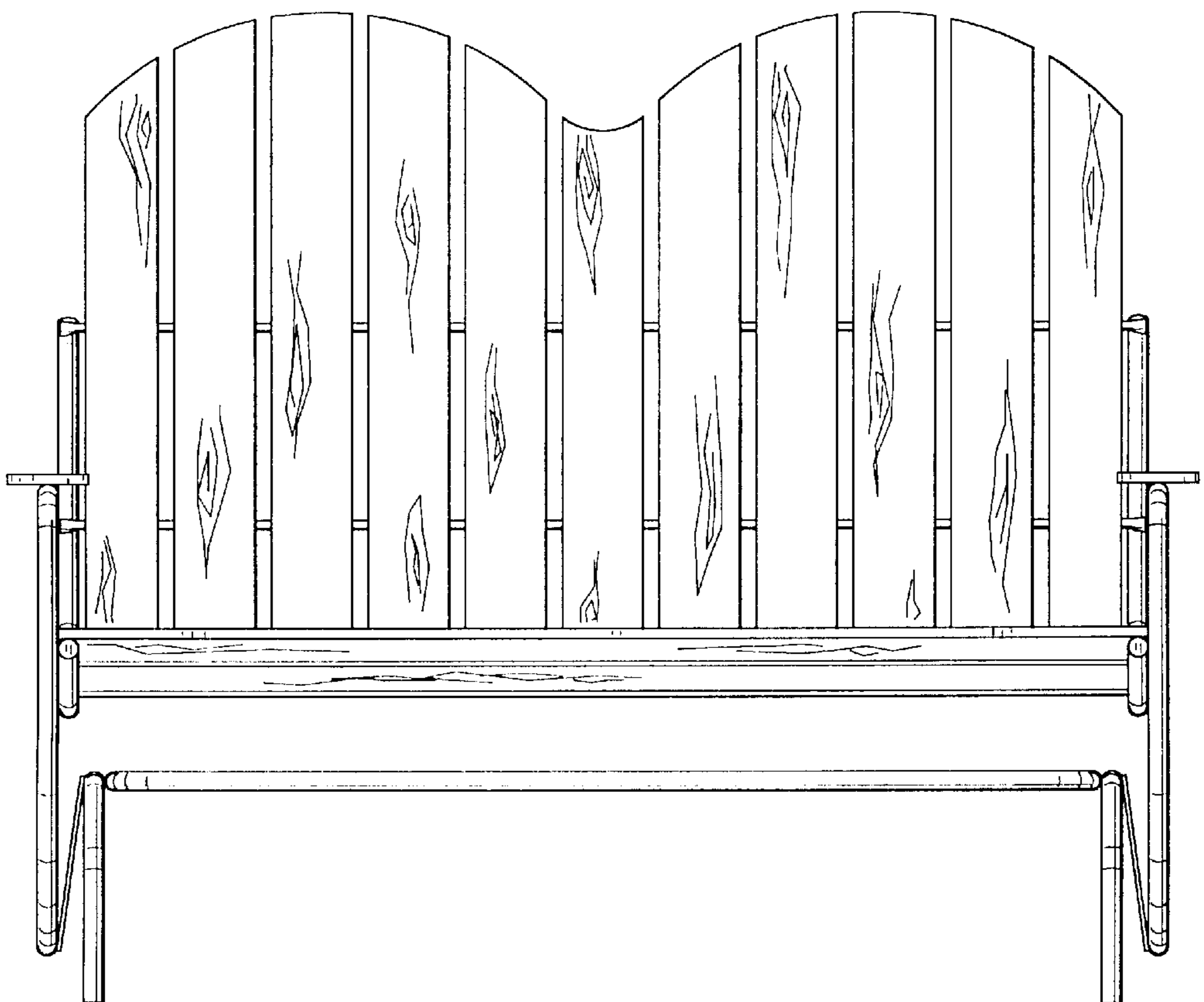


Fig. 3

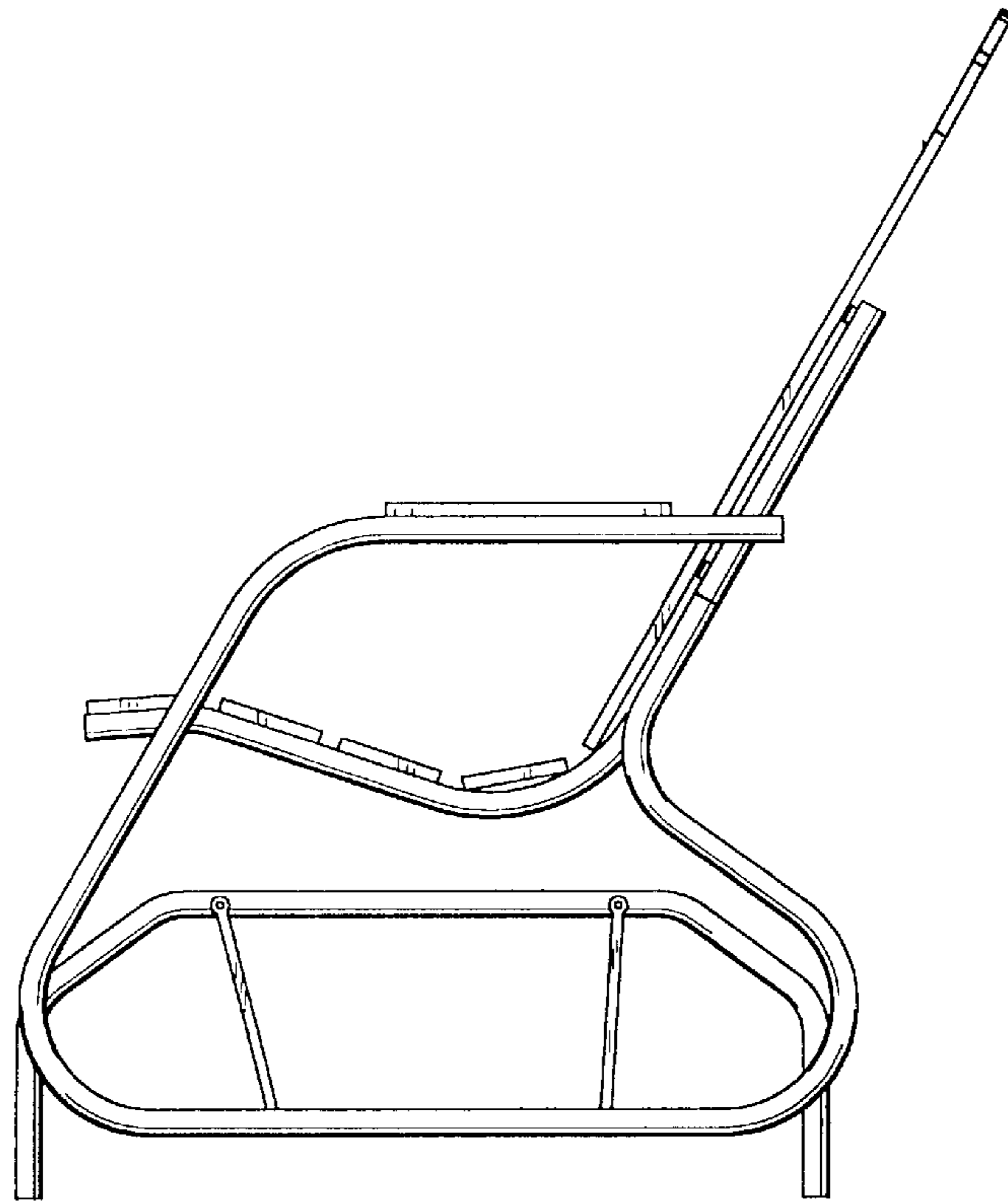


Fig. 4

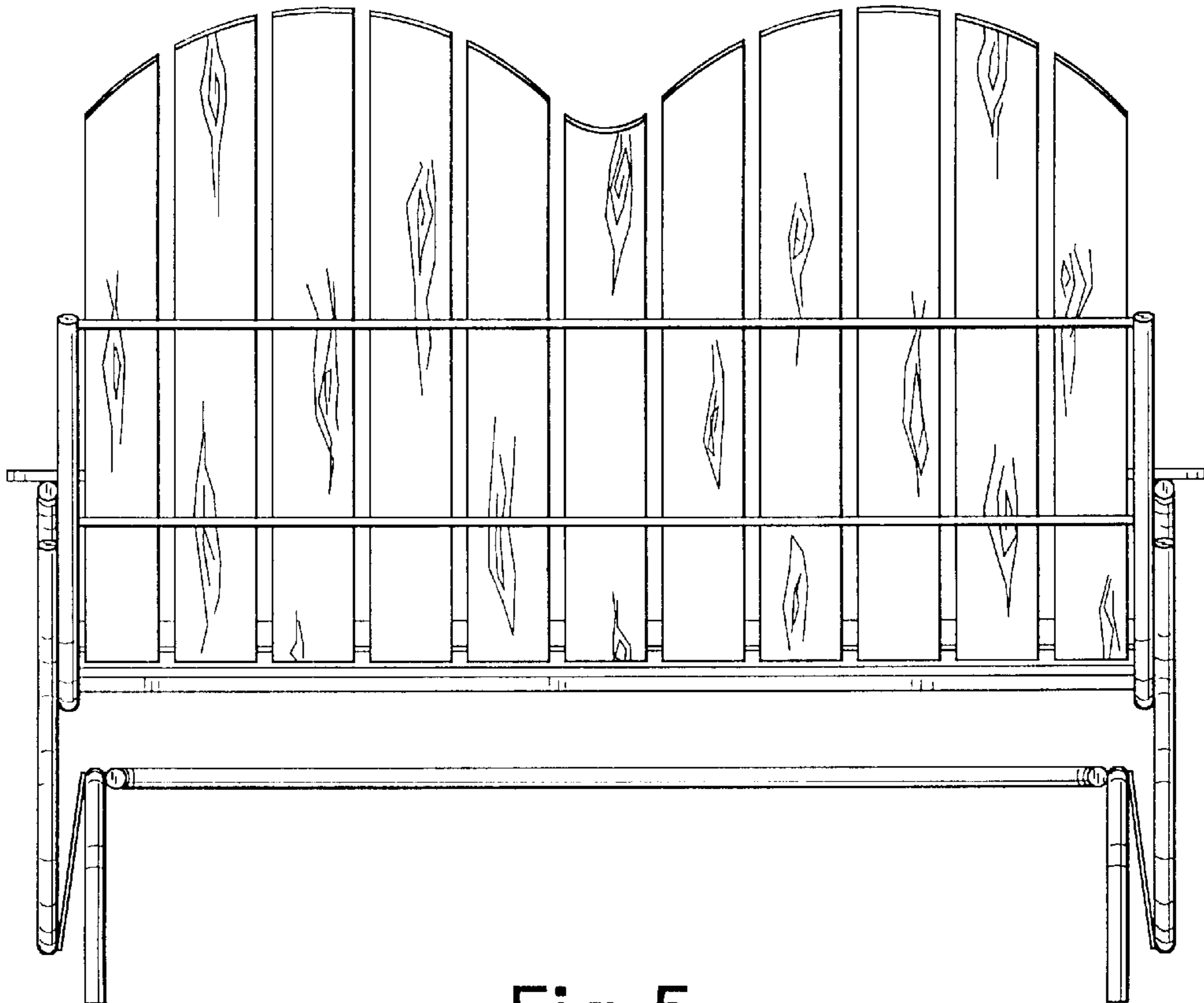


Fig. 5

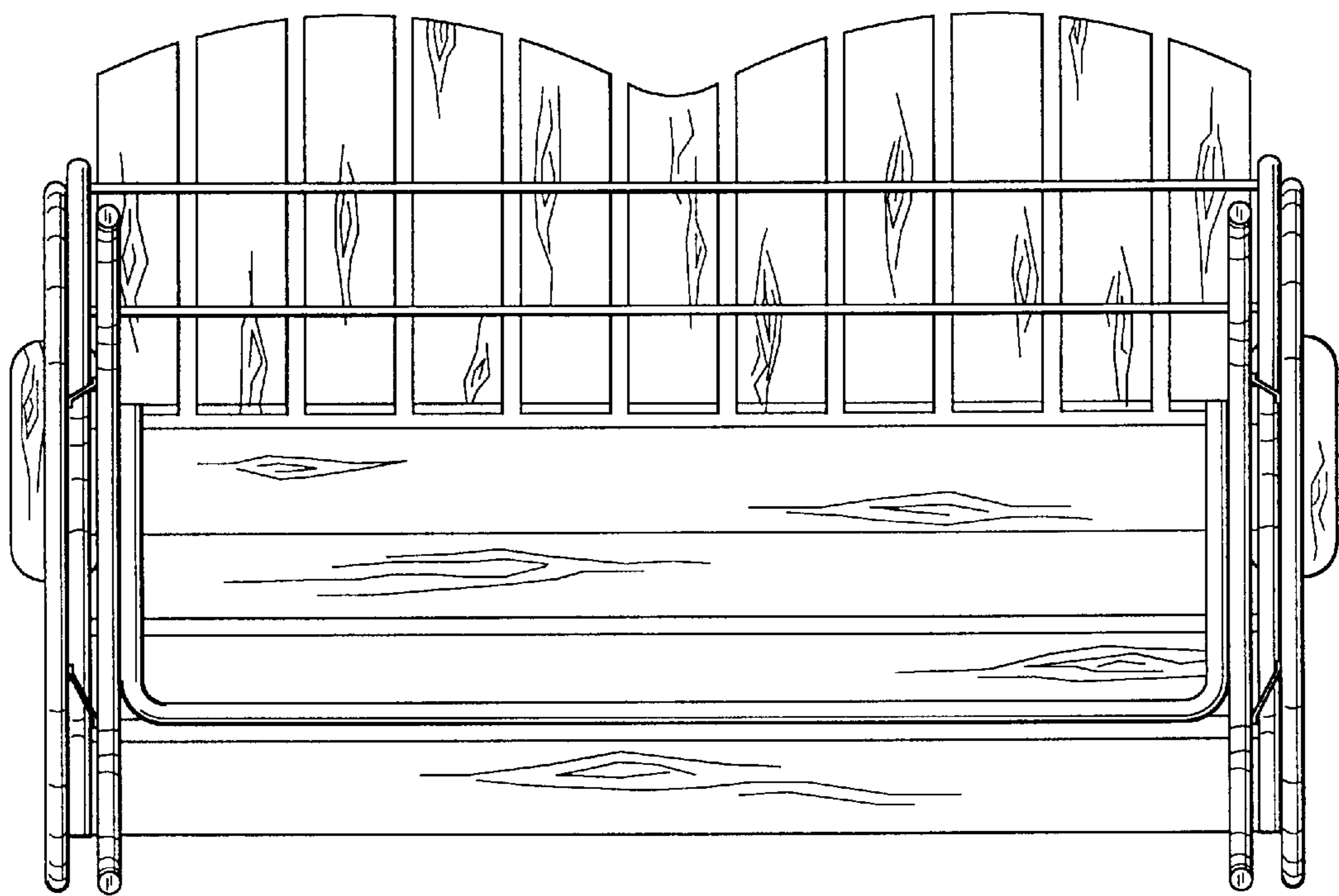


Fig.6