



US00D403515S

United States Patent [19]
Lewis

[11] **Patent Number: Des. 403,515**

[45] **Date of Patent: **Jan. 5, 1999**

[54] **CHAIR**

[76] Inventor: **Sally Sirkin Lewis**, 715 N. Canon Dr., Beverly Hills, Calif. 90210

[**] Term: **14 Years**

[21] Appl. No.: **60,300**

[22] Filed: **Sep. 20, 1996**

[51] **LOC (6) Cl.** **06-01**

[52] **U.S. Cl.** **D6/334**

[58] **Field of Search** D6/334, 335, 336,
D6/366, 374, 379, 500, 501, 502; 297/445.1,
446.1

[56] **References Cited**

U.S. PATENT DOCUMENTS

- D. 156,857 1/1950 Wallace D6/334
- D. 181,933 1/1958 Lubberts et al. D6/334
- D. 204,374 4/1966 Bergstrom D6/366 X

OTHER PUBLICATIONS

- Bloomingdales, p. 6, chair at mid-page right.
- Butterick, p. 7020, chair at top right, Apr. 1993.
- Butterick, p. 6530, chair "B" as marked, Oct. 1995.

Primary Examiner—Gary D. Watson
Attorney, Agent, or Firm—Marvin H. Kleinberg; Kleinberg & Lerner, LLP

[57] **CLAIM**

The ornamental design for a chair, as shown and described.

DESCRIPTION

FIG. 1 is a perspective view of the chair of the present invention;

FIG. 2 is a front view of the chair of FIG. 1;

FIG. 3 is a top view of the chair of FIG. 1;

FIG. 4 is a rear view of the chair of FIG. 1;

FIG. 5 is a bottom view of the chair of FIG. 1; and,

FIG. 6 is a side view of the chair of FIG. 1.

The chair is symmetrical about a vertical axis and the side views are substantially identical.

1 Claim, 3 Drawing Sheets



FIG. 1





FIG. 2



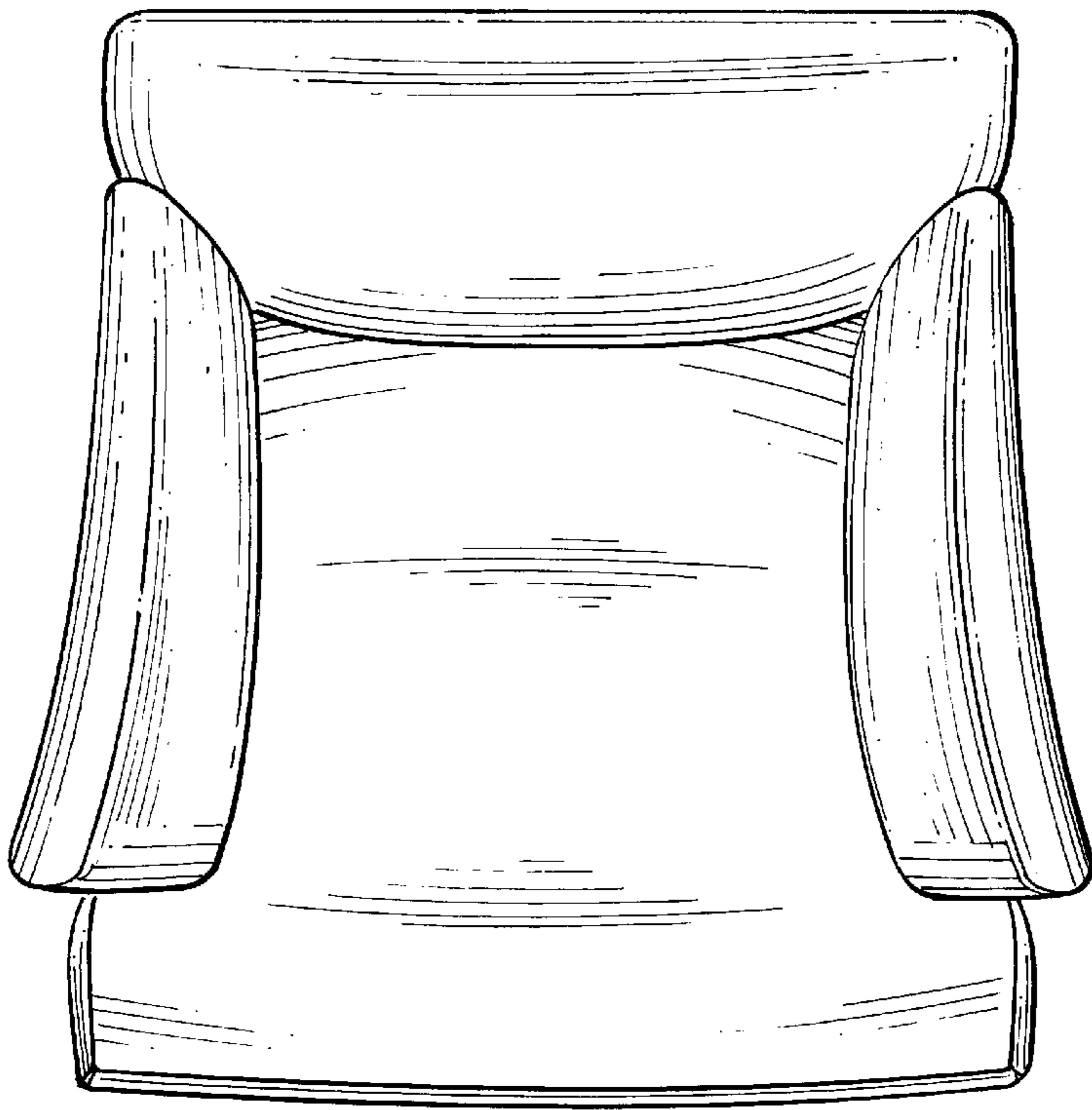


FIG. 3

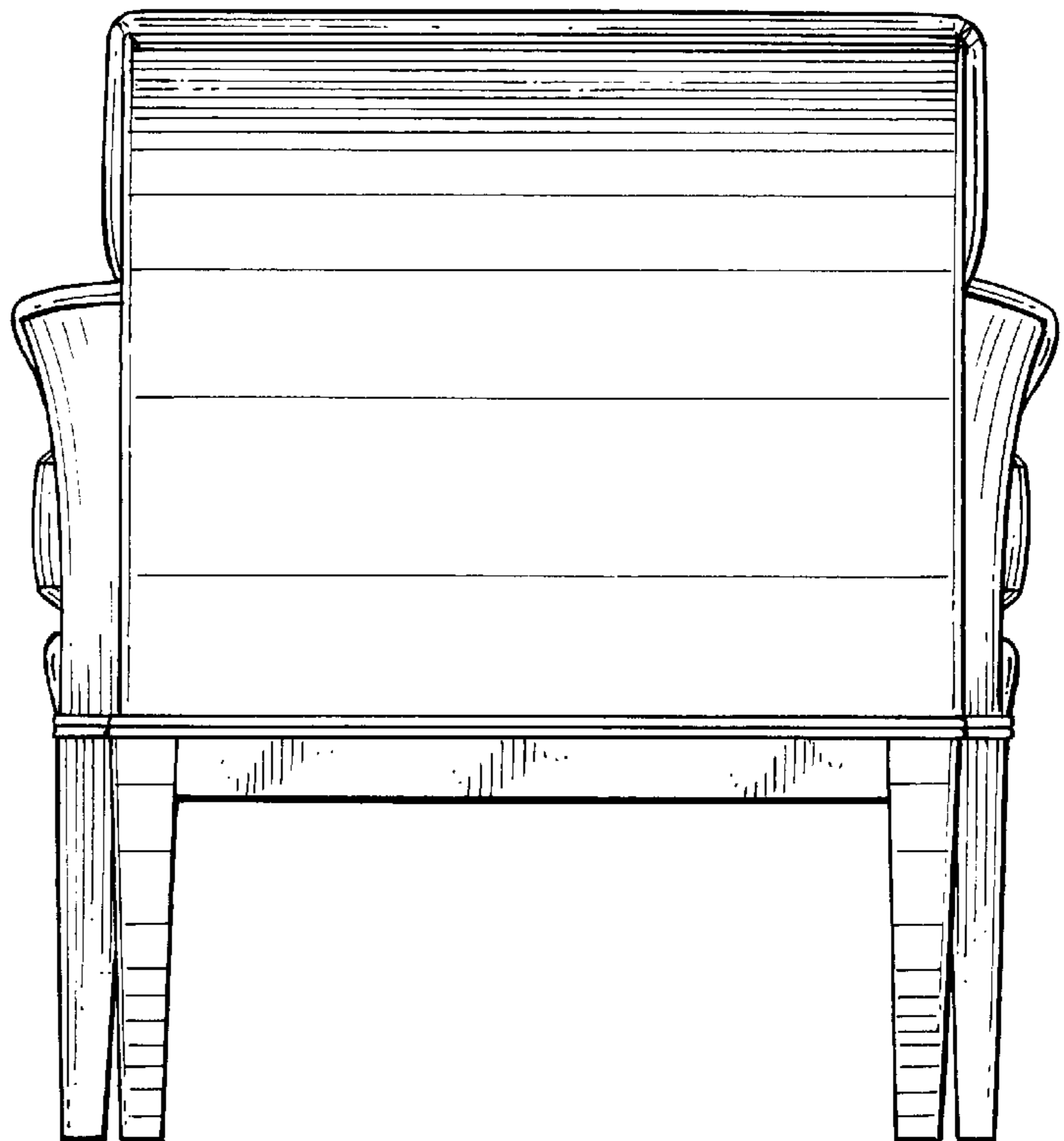


FIG. 4

FIG. 5

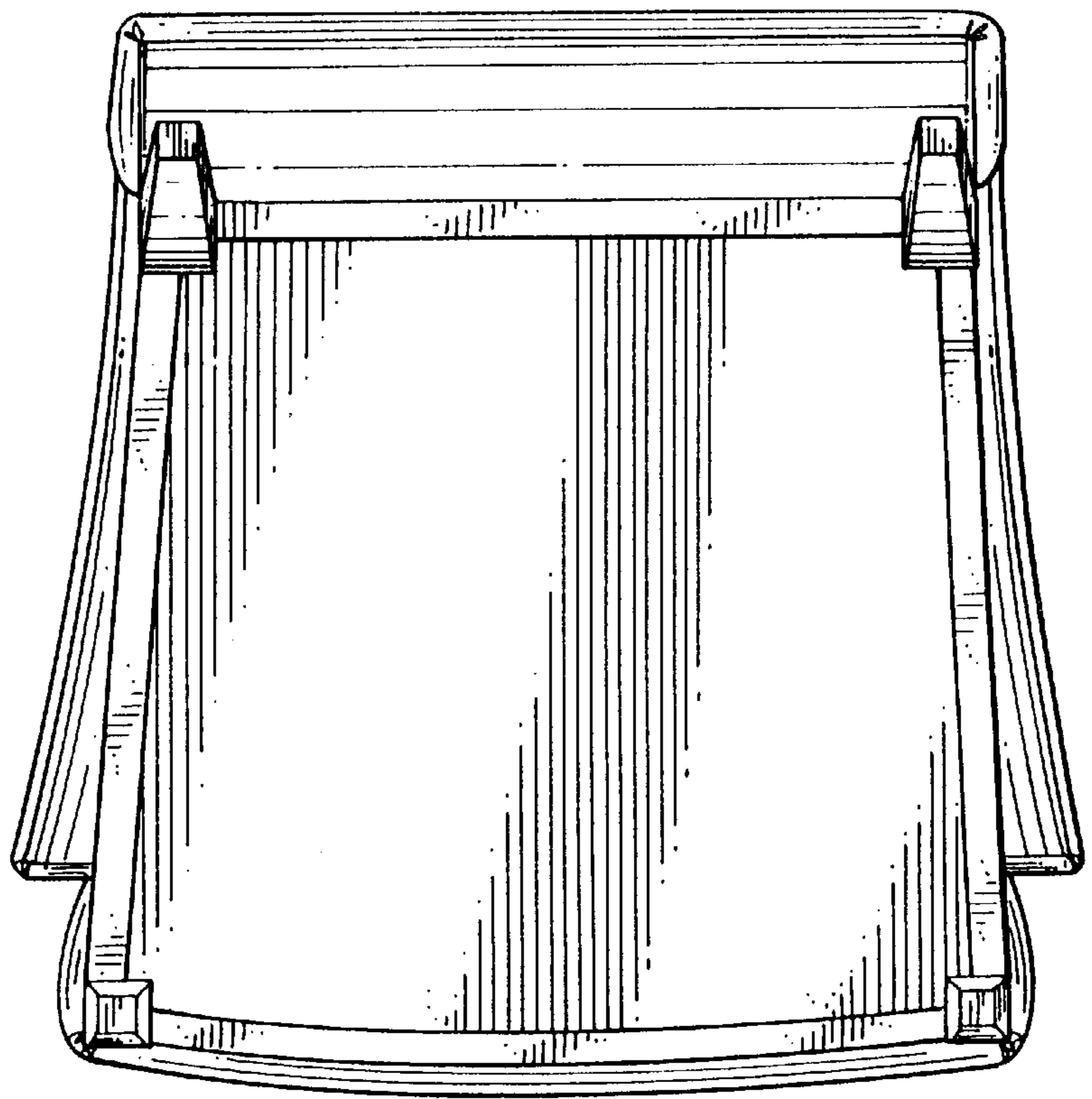


FIG. 6

