



US00D403514S

United States Patent [19] Beaumont

[11] **Patent Number: Des. 403,514**
[45] **Date of Patent: **Jan. 5, 1999**

[54] **MIRROR**

D. 90,184 6/1933 Amberger D20/32
D. 348,293 6/1994 Hodge D21/166

[75] Inventor: **Judson Beaumont**, Burnaby, Canada

[73] Assignee: **Straight Line Designs, Inc.**, Vancouver, Canada

[**] Term: **14 Years**

[21] Appl. No.: **80,279**

[22] Filed: **Dec. 1, 1997**

[30] **Foreign Application Priority Data**

Nov. 5, 1997 [CA] Canada 1997-2855

[51] **LOC (6) Cl.** **06-07**

[52] **U.S. Cl.** **D6/305; D6/303**

[58] **Field of Search** D6/300-314, 444;
D20/30, 31, 32, 40, 29; D11/133, 136;
40/700, 711, 714-716, 745, 738, 765, 780,
790, 791, 798, 799; 359/838; 248/469,
474; 312/224

[56] **References Cited**

U.S. PATENT DOCUMENTS

D. 23,024 1/1894 Weiderer D6/305

OTHER PUBLICATIONS

Ethan Allen, c1992, p. 271, #4 mirror left and 2nd from top.

Primary Examiner—Janice E. Seeger
Attorney, Agent, or Firm—Fulwider Patton Lee & Utecht, LLP

[57] **CLAIM**

The ornamental design for a mirror, as shown and described.

DESCRIPTION

FIG. 1 is a front perspective view of the mirror;
FIG. 2 is a top plan view;
FIG. 3 is an front elevation view;
FIG. 4 is a bottom plan view;
FIG. 5 is a right side view;
FIG. 6 is a left side view; and,
FIG. 7 is a rear elevation view.

1 Claim, 2 Drawing Sheets

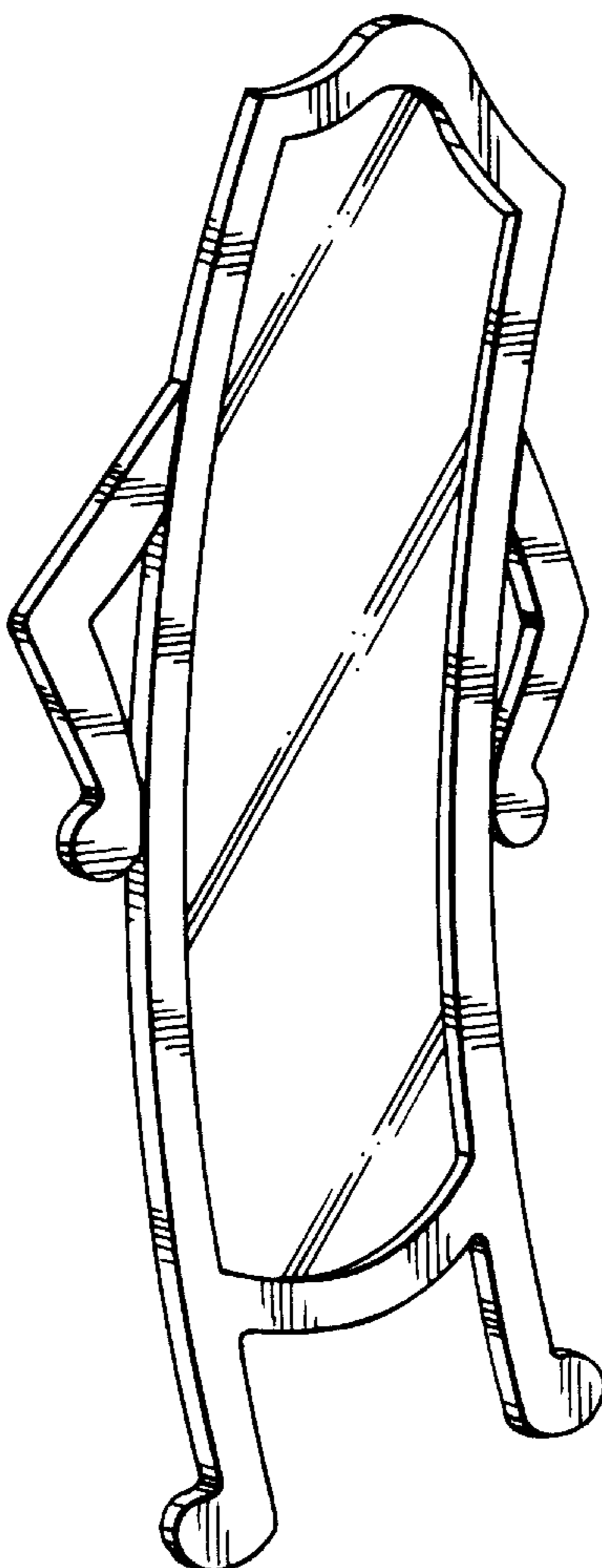




FIG. 2

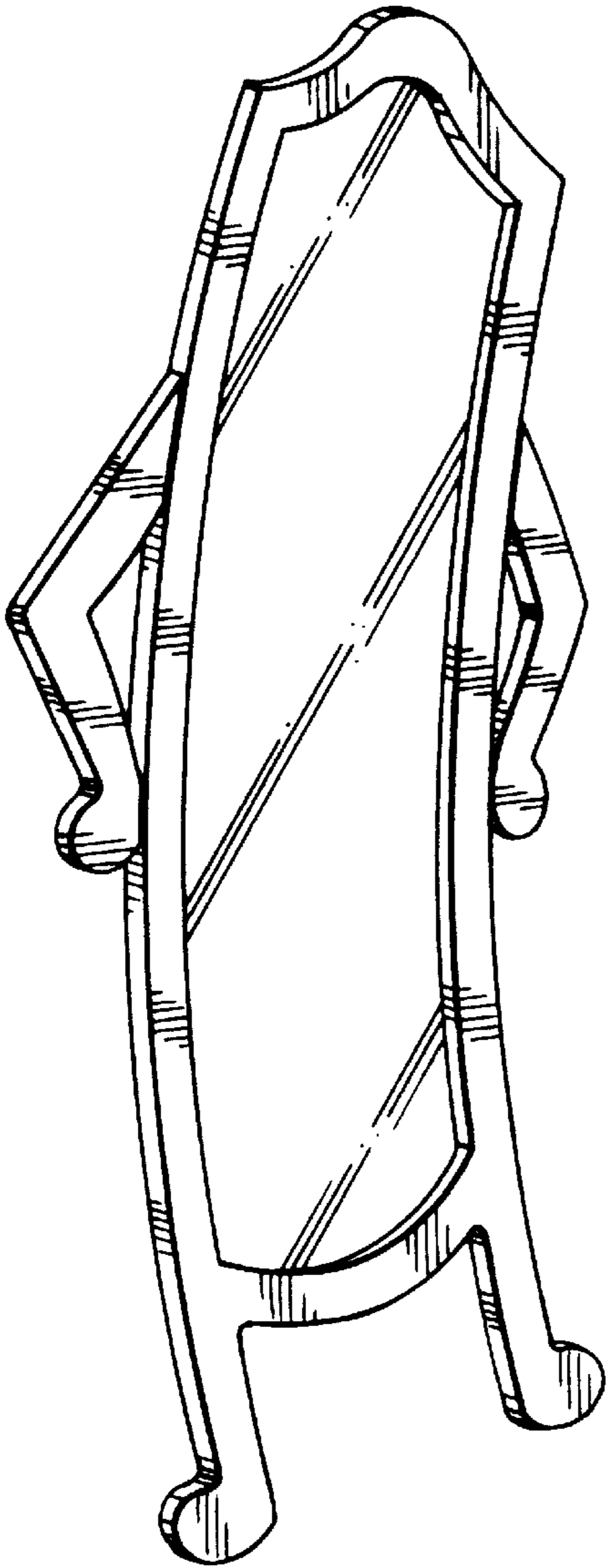


FIG. 1

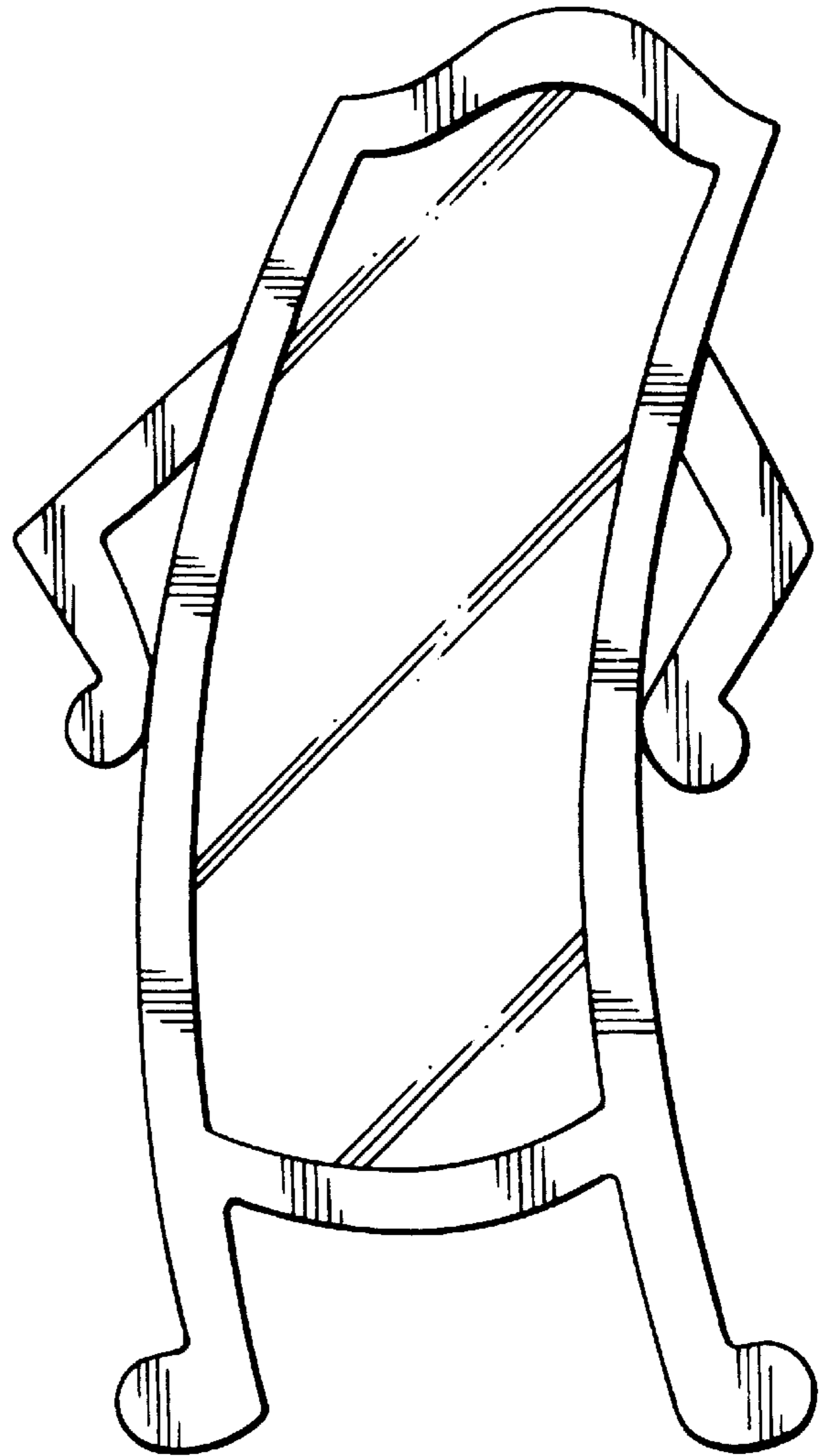


FIG. 3



FIG. 4



FIG. 5



FIG. 6

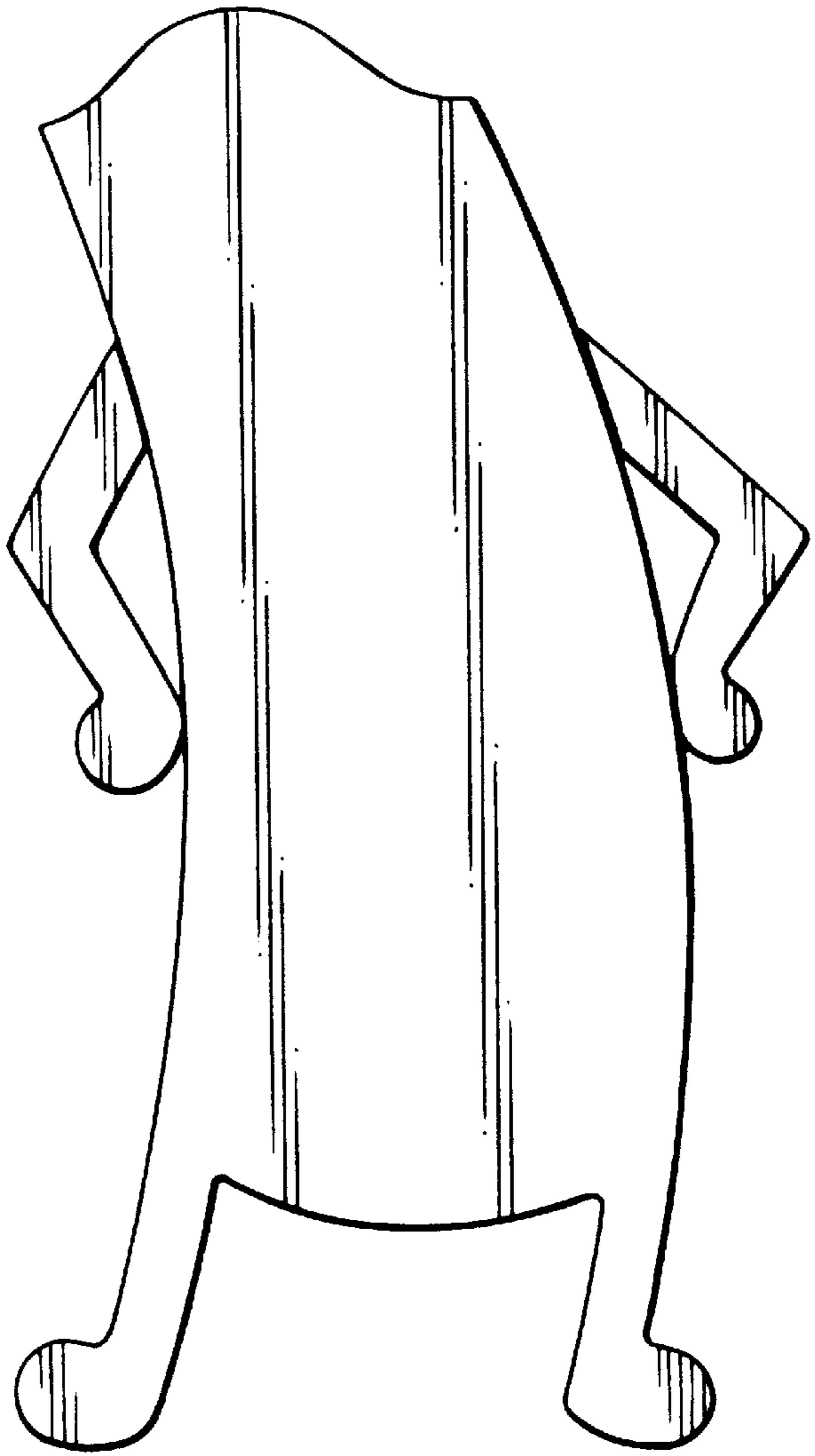


FIG. 7