



US00D403484S

United States Patent [19]
Schrader

[11] **Patent Number: Des. 403,484**

[45] **Date of Patent: **Dec. 29, 1998**

[54] **POST CLEANING TOOL**

[76] Inventor: **Gunter Schrader**, 13 Broadmoor,
Rotonda West, Fla. 33947

[**] Term: **14 Years**

[21] Appl. No.: **85,040**

[22] Filed: **Mar. 16, 1998**

[51] **LOC (6) Cl.** **08-99**

[52] **U.S. Cl.** **D32/35; D32/49**

[58] **Field of Search** D32/35, 40, 46,
D32/49; 15/104.03, 104.04, 236.03, 236.04;
30/169

[56] **References Cited**

U.S. PATENT DOCUMENTS

- D. 201,792 8/1965 Seibel D32/35
- D. 370,348 6/1996 McElheney D4/120
- D. 371,412 7/1996 Howard D21/234

- 841,382 1/1907 Lehnert 15/236.03
- 1,355,574 10/1920 Ryberg 15/236.03
- 2,814,814 12/1957 Simmons .
- 3,432,871 3/1969 Caprioli .
- 4,663,794 5/1987 Evans 15/104.04

Primary Examiner—Susan L. Lucas
Assistant Examiner—Cynthia E. Ramirez

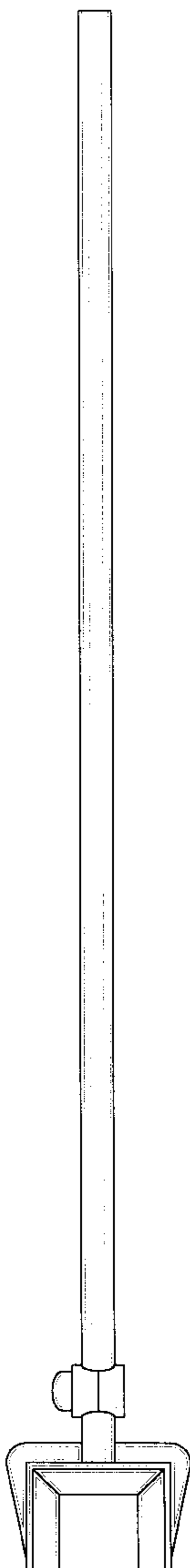
[57] **CLAIM**

The ornamental design for a post cleaning tool, as shown.

DESCRIPTION

FIG. 1 is a front elevational view of the post cleaning tool showing my new design;
FIG. 2 is a rear elevational view thereof;
FIG. 3 is a left side elevational view thereof;
FIG. 4 is a right side elevational view thereof;
FIG. 5 is a top plan view thereof; and,
FIG. 6 is a bottom plan view thereof.

1 Claim, 3 Drawing Sheets



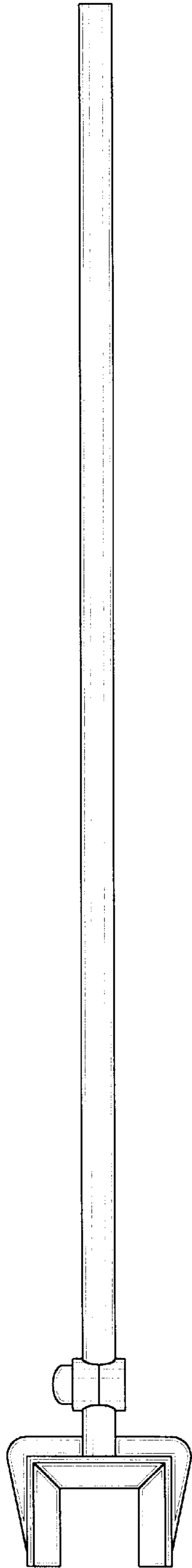


Fig. 1

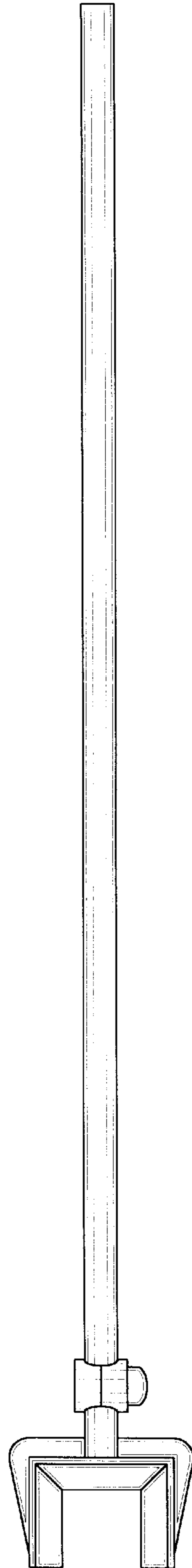


Fig. 2



Fig. 3

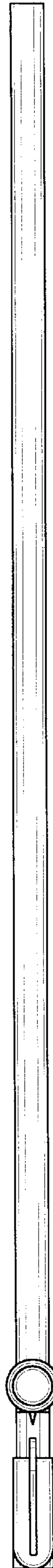


Fig. 4

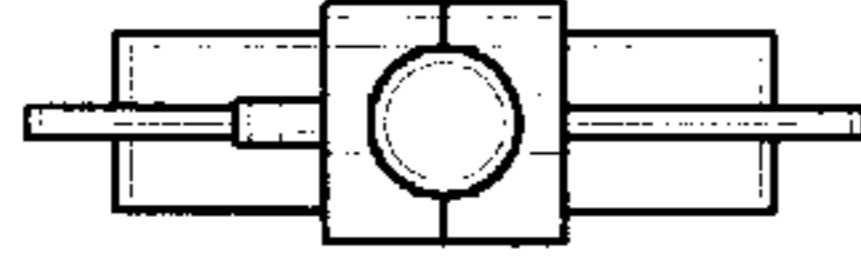


Fig. 5



Fig. 6