



US00D403481S

United States Patent [19]
Köhler

[11] **Patent Number: Des. 403,481**
[45] **Date of Patent: **Dec. 29, 1998**

[54] **VACUUM CLEANER**

[75] Inventor: **Bernd Köhler**, Hanau-Steinheim,
Germany

[73] Assignee: **Rowenta-Werke GmbH**, Offenbach
A.M., Germany

[**] Term: **14 Years**

[21] Appl. No.: **58,983**

[22] Filed: **Aug. 29, 1996**

[30] **Foreign Application Priority Data**

Feb. 29, 1996 [DE] Germany M 96 01 934.4

[51] **LOC (6) Cl.** **15-05**

[52] **U.S. Cl.** **D32/23**

[58] **Field of Search** D32/21, 23, 24;
15/327.1, 327.2, 327.4, 320-321, 323, 353,
352, 347, 328

[56] **References Cited**

U.S. PATENT DOCUMENTS

D. 178,322 7/1956 Kasper D32/23

- D. 324,930 3/1992 Pino D32/23
- D. 335,555 5/1993 Reath D32/21
- D. 338,294 8/1993 Kohler D32/23
- D. 357,336 4/1995 Moine et al. D32/23
- D. 372,567 8/1996 Moine D32/23

Primary Examiner—Ruth McInroy
Attorney, Agent, or Firm—Cohen, Pontani, Lieberman &
Pavane

[57] **CLAIM**

The ornamental design for a vacuum cleaner, as shown.

DESCRIPTION

FIG. 1 is a front perspective view of a vacuum cleaner showing our new design;
FIG. 2 is a rear perspective view thereof;
FIG. 3 is a left side elevational view thereof;
FIG. 4 is a right side elevational view thereof;
FIG. 5 is a front elevational view thereof;
FIG. 6 is a rear elevational view thereof;
FIG. 7 is a top plan view thereof; and,
FIG. 8 is a bottom plan view thereof.
The electric cord shown broken away in FIGS. 2, 3 and 6-8, is understood to represent indeterminate length.

1 Claim, 2 Drawing Sheets





FIG. 1




FIG. 2




FIG. 3




FIG. 4



FIG. 5




FIG. 6



FIG. 7

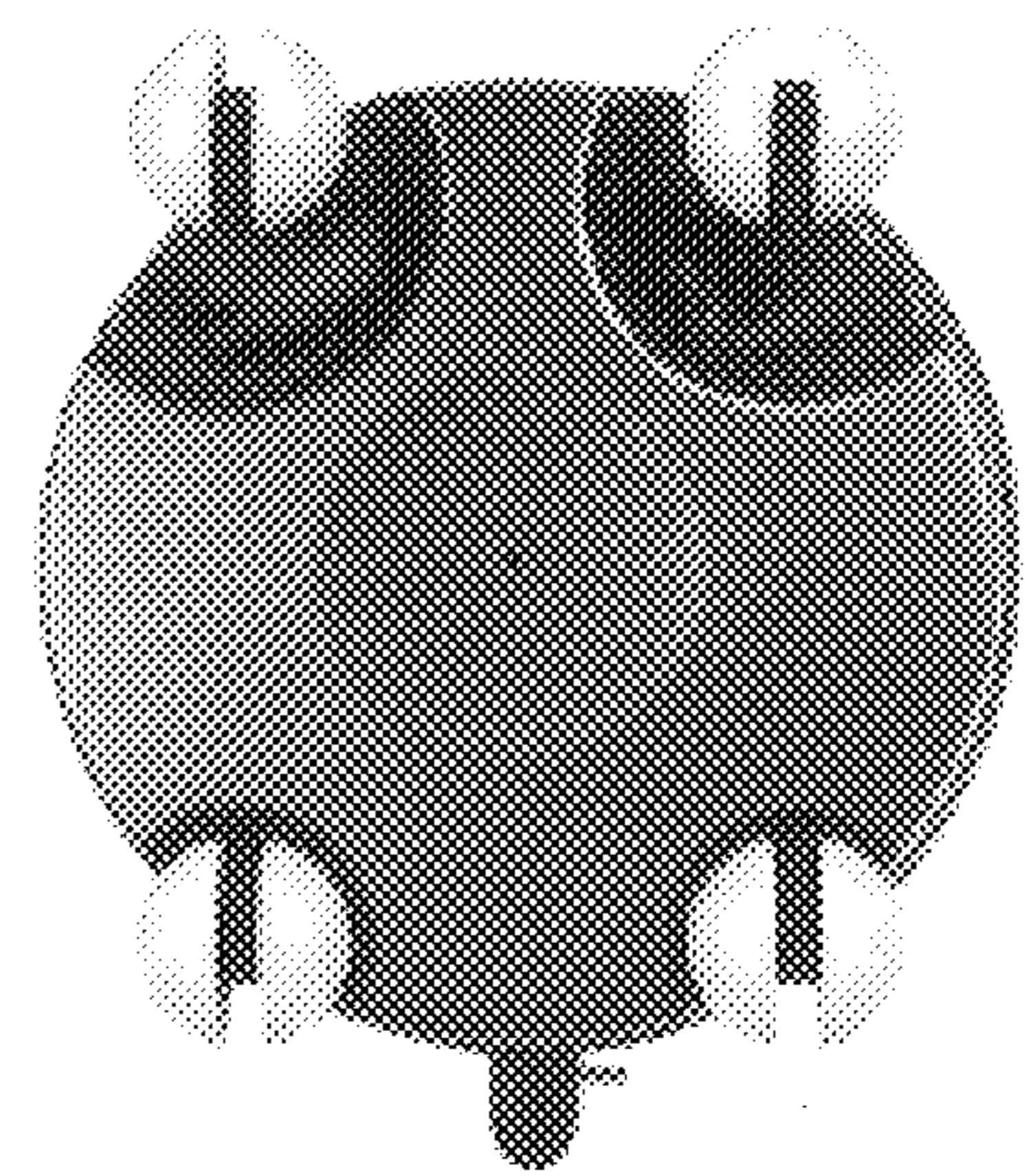


FIG. 8