



US00D403464S

United States Patent [19]
Fraile

[11] **Patent Number: Des. 403,464**

[45] **Date of Patent: **Dec. 29, 1998**

[54] **BACK PLATE FOR LIGHT FIXTURE**

D. 69,672 3/1926 Safion D26/142
D. 70,648 7/1926 Crowell D26/142

[75] Inventor: **Luis Esteban Lopez Fraile**, Valencia, Spain

OTHER PUBLICATIONS

Chatham Metal Spinning and Stamping Corp. catalog, p. 16, bracket back #5060, Aug. 1942.

[73] Assignee: **Quorum International**, Fort Worth, Tex.

Primary Examiner—Susan J. Lucas
Attorney, Agent, or Firm—Felsman, Bradley, Gunter & Dillon, LLP

[**] Term: **14 Years**

[21] Appl. No.: **73,537**

[57] **CLAIM**

[22] Filed: **Jul. 9, 1997**

The ornamental design for a back plate for light fixture, as shown and described.

[51] **LOC (6) Cl.** **26-99**

[52] **U.S. Cl.** **D26/142**

DESCRIPTION

[58] **Field of Search** D26/72, 80-92,
D26/142, 145, 148, 152, 153, 154, 155;
362/147, 432, 433, 457, 441


FIG. 1 is a top view of the back plate for light fixture;
FIG. 2 is a left view of the back plate for light fixture; the right side is an identical mirror image;
FIG. 3 is a perspective front view of the back plate for light fixture; and,
FIG. 4 is a bottom view of the back plate for light fixture.

[56] **References Cited**

U.S. PATENT DOCUMENTS

D. 57,634 4/1921 Gimmarino D26/142
D. 68,091 9/1925 Czapek D26/148

1 Claim, 3 Drawing Sheets



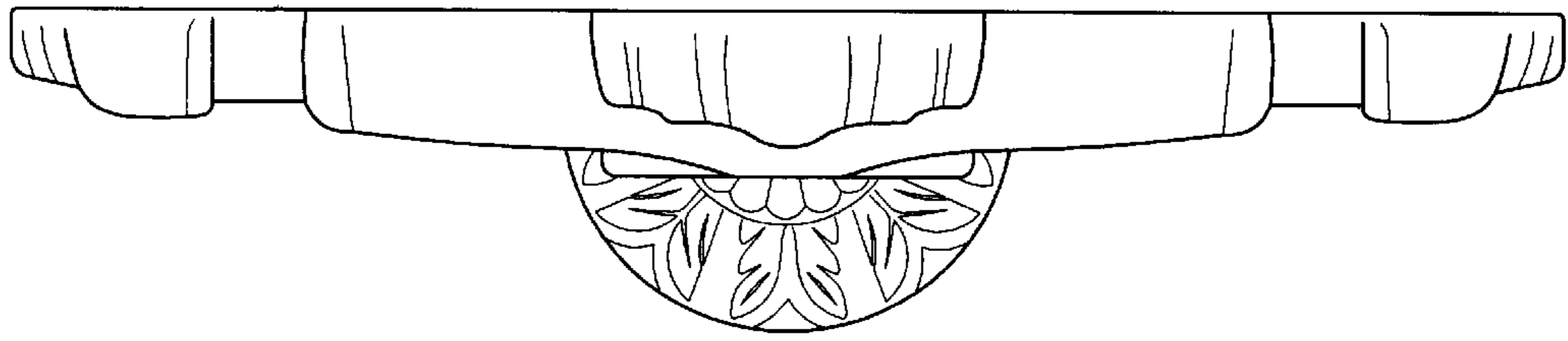


Fig. 1

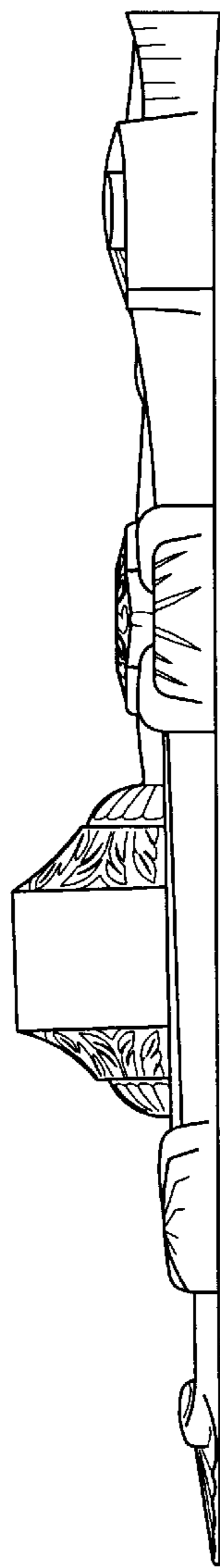


Fig. 2




Fig. 3




Fig. 4