



US00D403459S

# United States Patent [19]

Dolan

[11] Patent Number: **Des. 403,459**

[45] Date of Patent: **\*\*Dec. 29, 1998**

[54] **CHANDELIER**

[76] Inventor: **Patrick S. Dolan**, 1901 NW. Upshur, Portland, Oreg. 97209

[\*\*] Term: **14 Years**

[21] Appl. No.: **81,611**

[22] Filed: **Jan. 7, 1998**

[51] **LOC (6) Cl.** ..... **26-05**

[52] **U.S. Cl.** ..... **D26/88**

[58] **Field of Search** ..... D26/72, 80-92;  
362/404-408, 147

Corbett Lighting Inc, 2727 Northaven Rd, Dallas, TX 75229, Catalog 1994, p. 32, Model 7642.

Artcraft, PO Box 1526, Champlain, NY 12919, Catalog 1995, p. 14, Model AC29960.

Murray Feiss, 125 Rose Feiss Bl., Bronx, NY 10454, Catalog FXI-96, 1996, p. FX-67, Model F1567/1.

Minka-Lavery Lighting, 1151 W. Bradford Circle, Corona, CA 91720, Catalog ML95-1 1995, p. 42, Model B5901.

*Primary Examiner*—Susan J. Lucas

## [57] CLAIM

The ornamental design for a chandelier, as shown and described.

## [56] References Cited

### U.S. PATENT DOCUMENTS

D. 49,302	7/1916	Guth	.....	D26/90
D. 389,943	1/1998	Miranda	.....	D26/88
1,344,452	6/1920	Roth	.....	362/408

### OTHER PUBLICATIONS

Corbett Lighting catalog supplement, p. 18, chandelier #7650, 1992.


Corbett Lighting Inc, 2727 Northaven Rd, Dallas, TX 75229, Catalog 1994, p. 51 Model 1860.

## DESCRIPTION

FIG. 1 is a perspective view thereof;  
 FIG. 2 is an elevational view thereof, all sides being identical;  
 FIG. 3 is a top plan view thereof; and,  
 FIG. 4 is a bottom plan view thereof.

The broken lines are for shown for illustrative purposes only and form no part of claimed design.

**1 Claim, 4 Drawing Sheets**



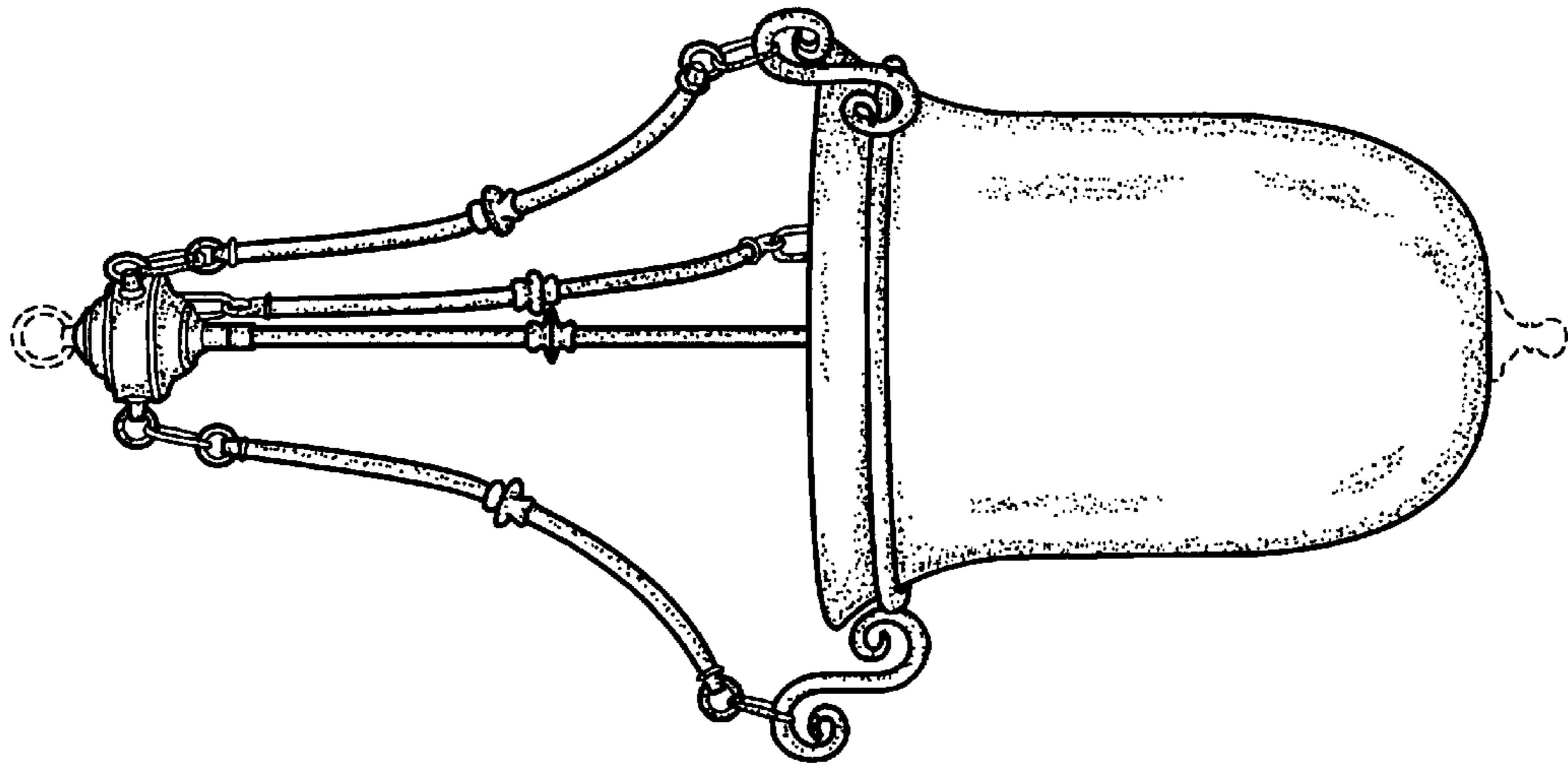


FIG. 1

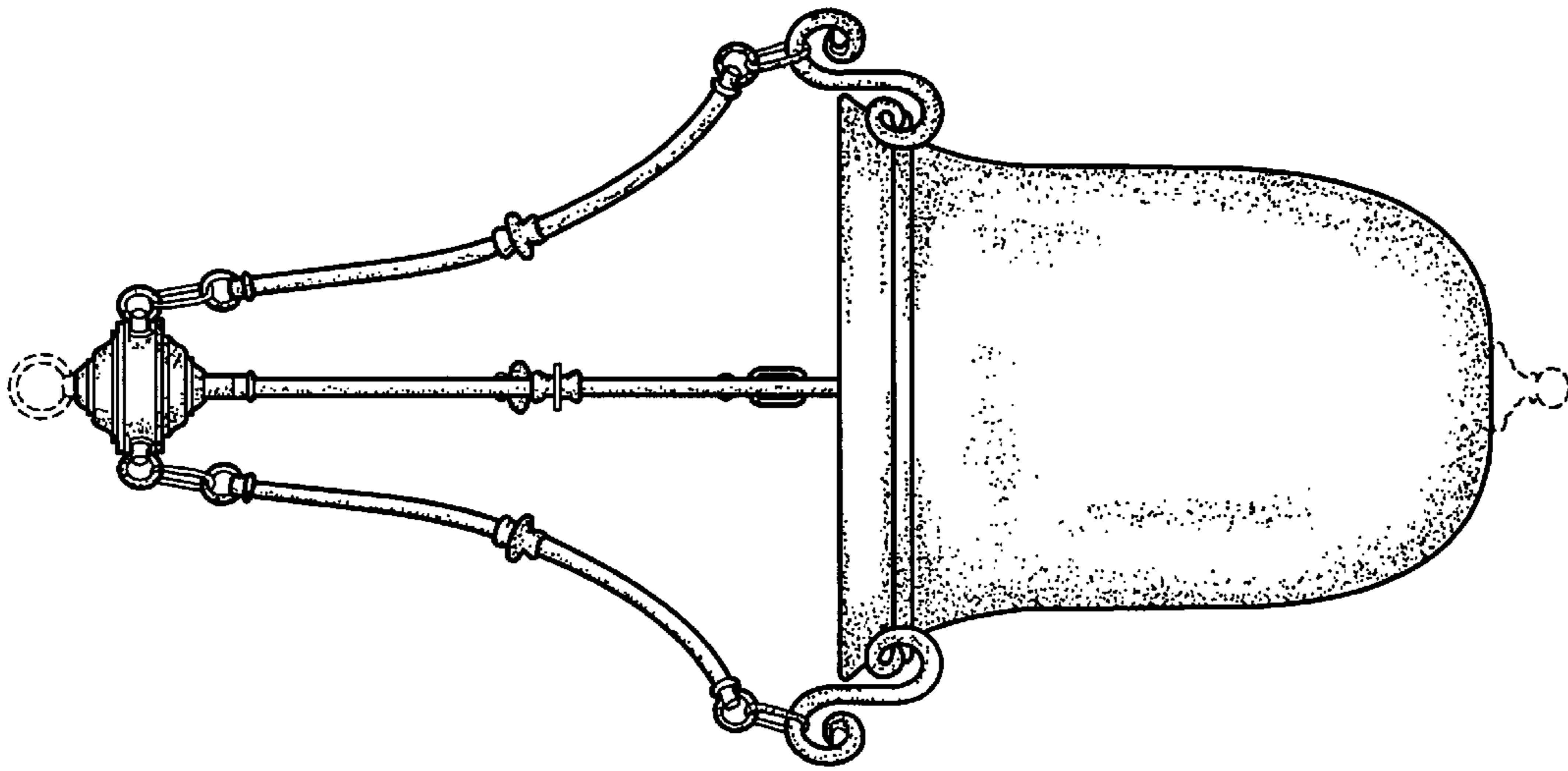


FIG. 2

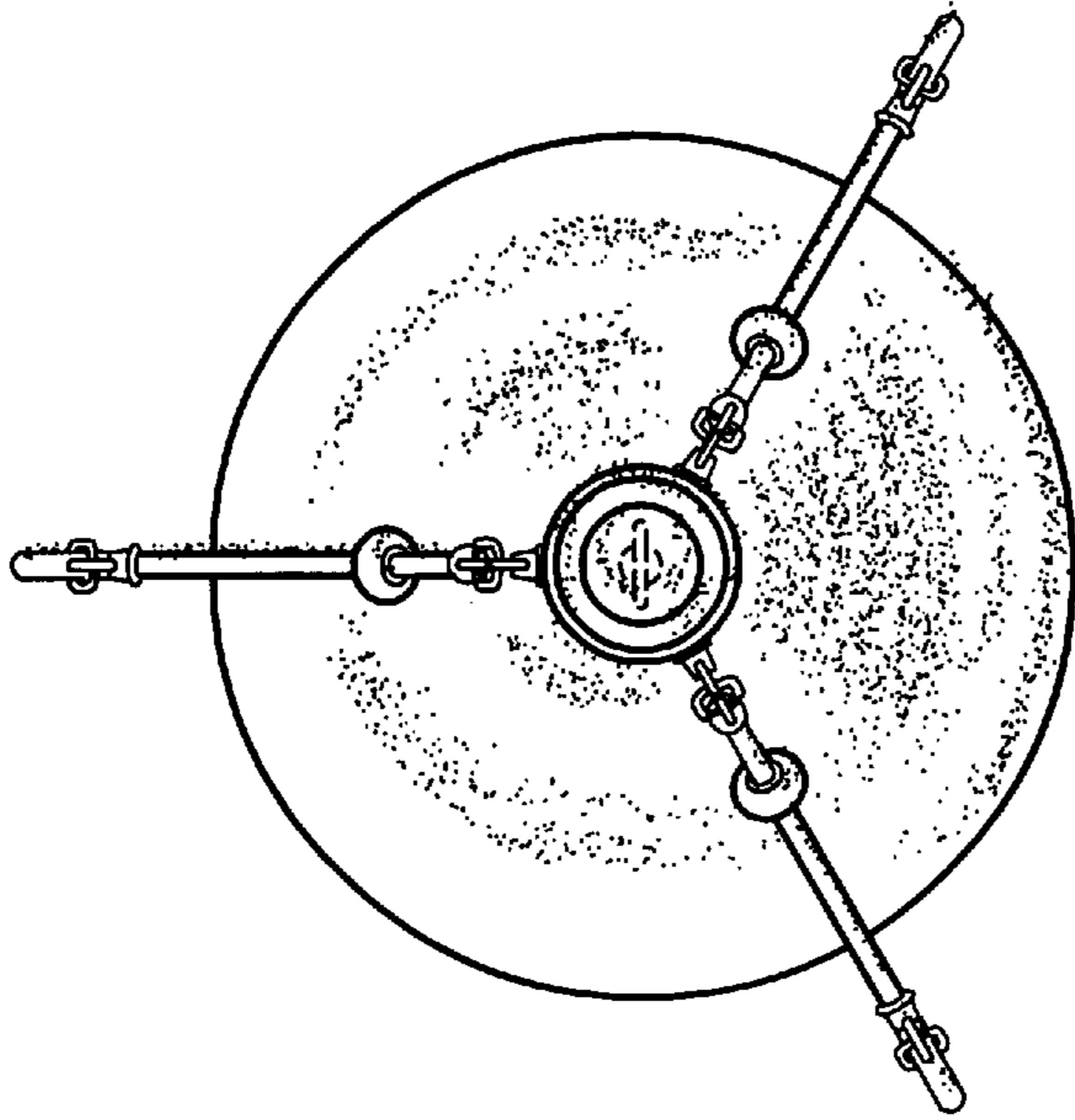


FIG. 3

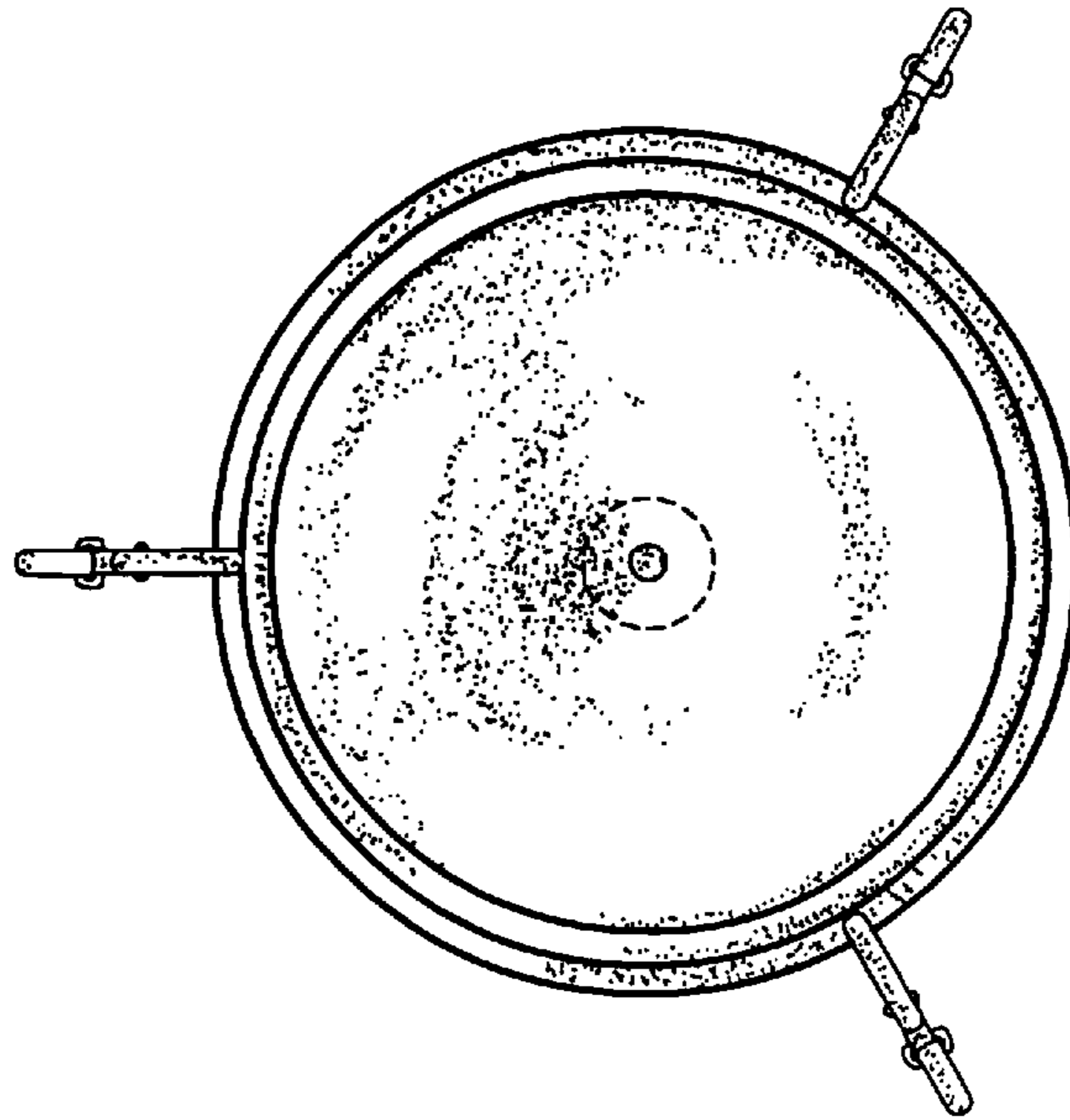


FIG. 4