



US00D403450S

United States Patent [19] Ting

[11] **Patent Number: Des. 403,450**

[45] **Date of Patent: **Dec. 29, 1998**

[54] **LASER POINTER**

[75] Inventor: **Jack Ting**, Sanchung, Taiwan

[73] Assignee: **OPCOM Inc.**, Taipei, Taiwan

[**] Term: **14 Years**

[21] Appl. No.: **79,862**

[22] Filed: **Nov. 24, 1997**

[51] **LOC (6) Cl.** **26-02**

[52] **U.S. Cl.** **D26/37**

[58] **Field of Search** D26/37-50; D19/41-51;
362/157, 158, 184, 186, 200-209

[56] **References Cited**

U.S. PATENT DOCUMENTS

- D. 226,824 5/1973 Staub D10/114
- D. 240,207 6/1976 Zeung D10/114
- D. 240,321 6/1976 Roumeau D26/37
- D. 244,796 6/1977 Staub D26/37

- D. 252,170 6/1979 Simmons D26/37
- D. 327,954 7/1992 Lawrence D26/37
- D. 368,786 4/1996 Van Cort D26/49

Primary Examiner—Marcus A. Jackson
Attorney, Agent, or Firm—A & J

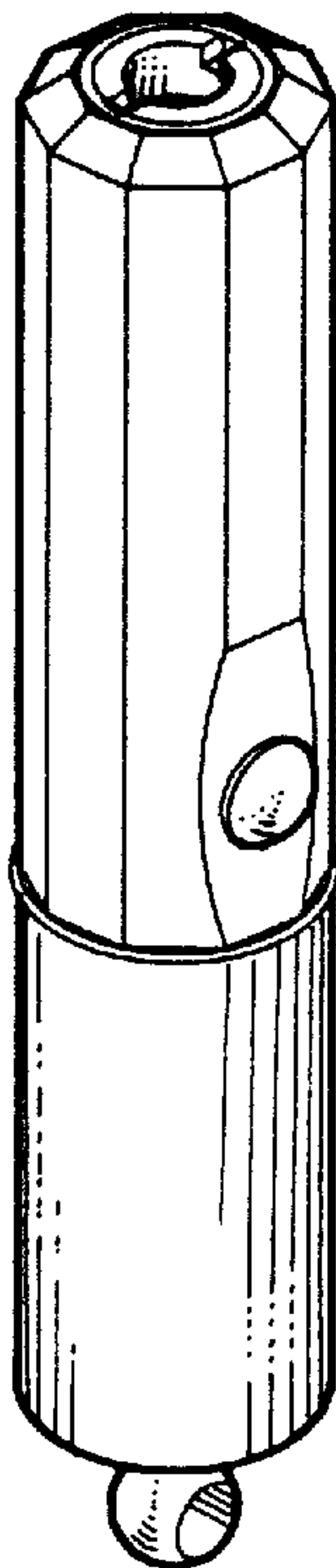
[57] **CLAIM**

The ornamental design for a laser pointer, as shown and described.

DESCRIPTION

FIG. 1 is a perspective view of a laser pointer showing my new design;
 FIG. 2 is a front view thereof;
 FIG. 3 is a rear view thereof;
 FIG. 4 is a left side elevational view thereof;
 FIG. 5 is a right side elevational view thereof;
 FIG. 6 is a top plan view thereof; and,
 FIG. 7 is a bottom plan view thereof.

1 Claim, 4 Drawing Sheets



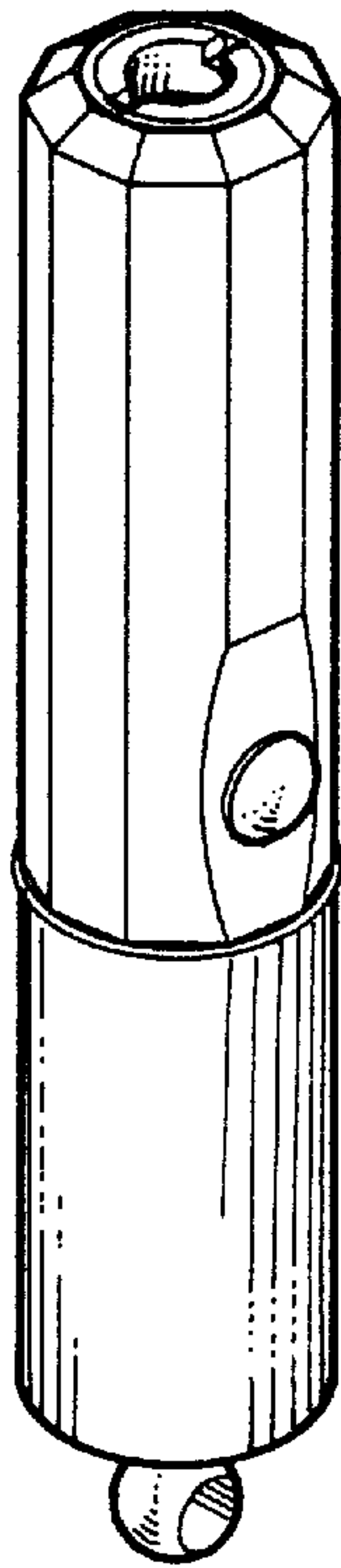


FIG. 1




FIG. 2




FIG. 3




FIG. 4




FIG. 5



FIG. 6

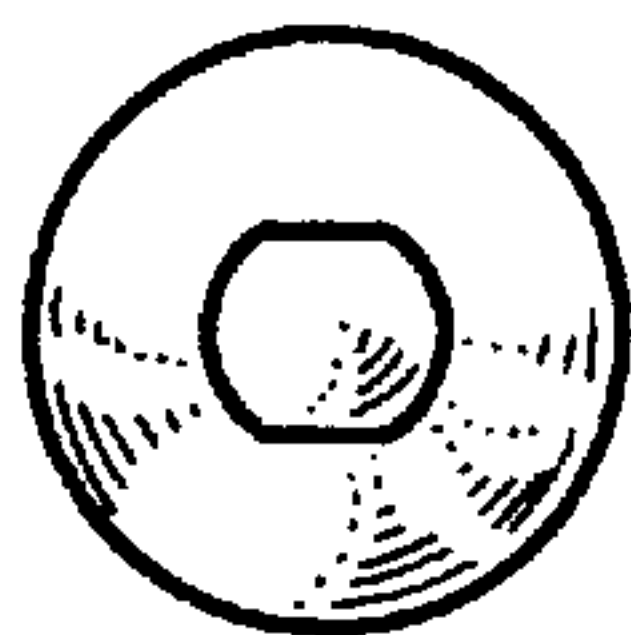


FIG. 7