



US00D403431S

United States Patent [19] Gladieux, Jr.

[11] **Patent Number: Des. 403,431**

[45] **Date of Patent: **Dec. 29, 1998**

[54] **MASSAGER**

[76] Inventor: **Bernard L. Gladieux, Jr.**, 128 Oberholtzer Rd., Gilbertsville, Pa. 19525

[**] Term: **14 Years**

[21] Appl. No.: **85,336**

[22] Filed: **Mar. 20, 1998**

[51] **LOC (6) Cl.** **28-03**

[52] **U.S. Cl.** **D24/215; D24/214**

[58] **Field of Search** D24/215, 200, D24/214; 601/67, 69, 70, 78, 80, 15, 135, 137, 138, 119

[56] **References Cited**

U.S. PATENT DOCUMENTS

- D. 326,525 5/1992 Shimizu D24/214
- D. 326,721 6/1992 Ujifusa et al. D24/211

- D. 358,217 5/1995 Shalvi D24/215
- D. 382,644 8/1997 Chi D24/200
- 4,266,536 5/1981 Casares 601/119
- 5,530,983 7/1996 Maltese 601/138 X

Primary Examiner—Stella Reid
Attorney, Agent, or Firm—Bruce A. Tassan, Esq.

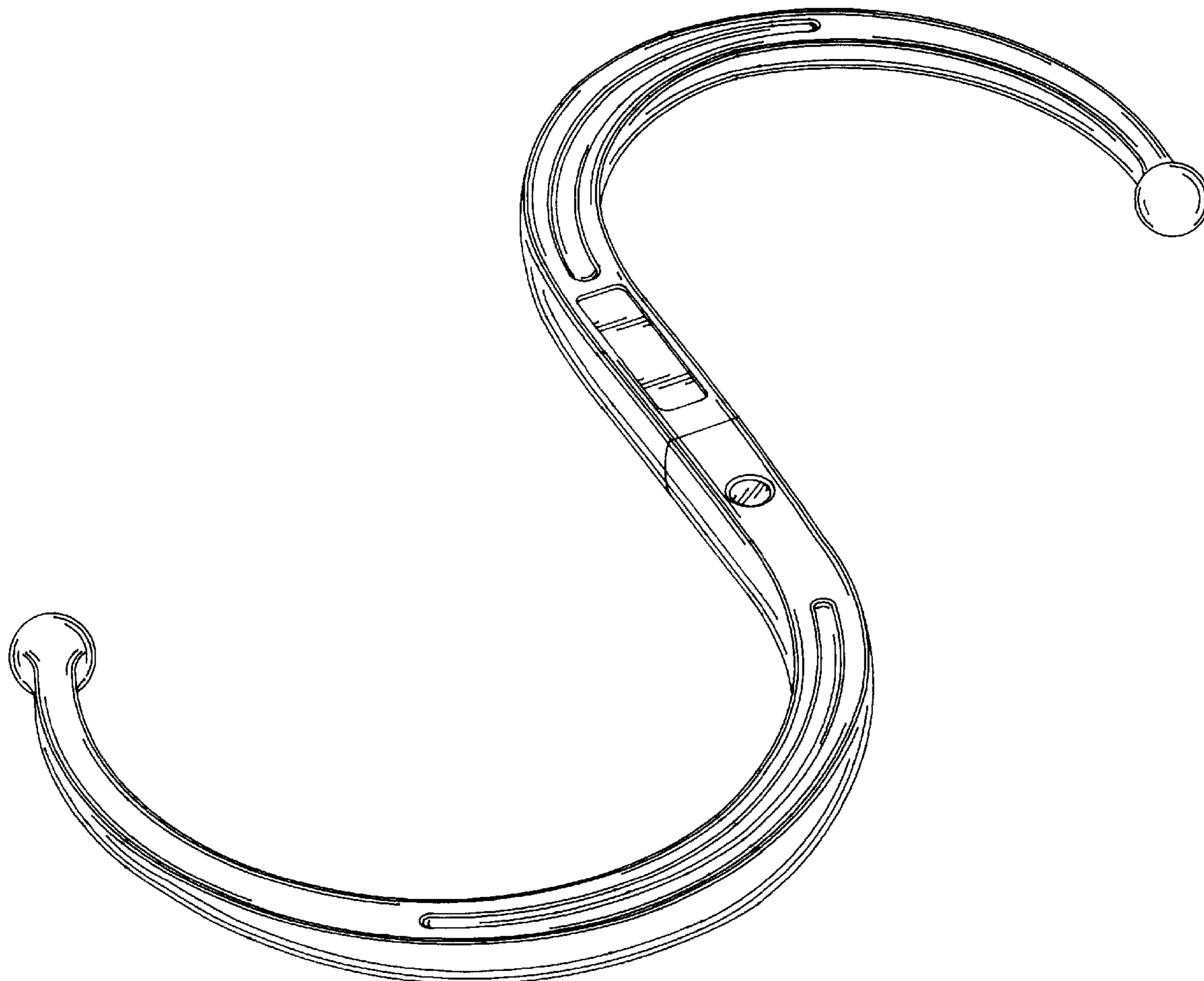
[57] **CLAIM**

The ornamental design for a massager, as shown and described.

DESCRIPTION

FIG. 1 is a right elevational view of a massager showing my new design;
FIG. 2 is a left elevational view thereof;
FIG. 3 is a front elevational view thereof;
FIG. 4 is a back elevational view thereof; and,
FIG. 5 is a perspective view thereof.

1 Claim, 4 Drawing Sheets



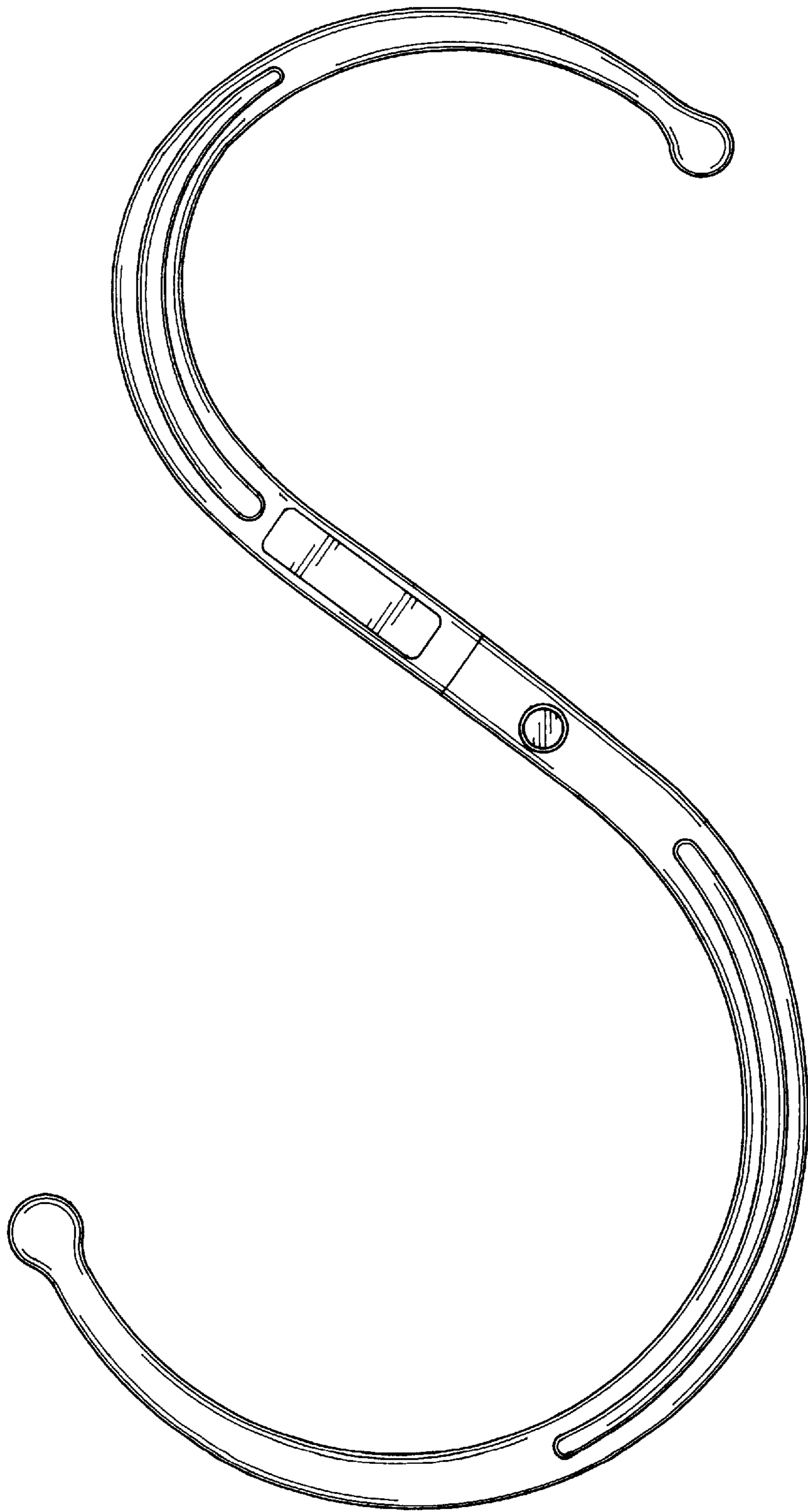


FIG. 1

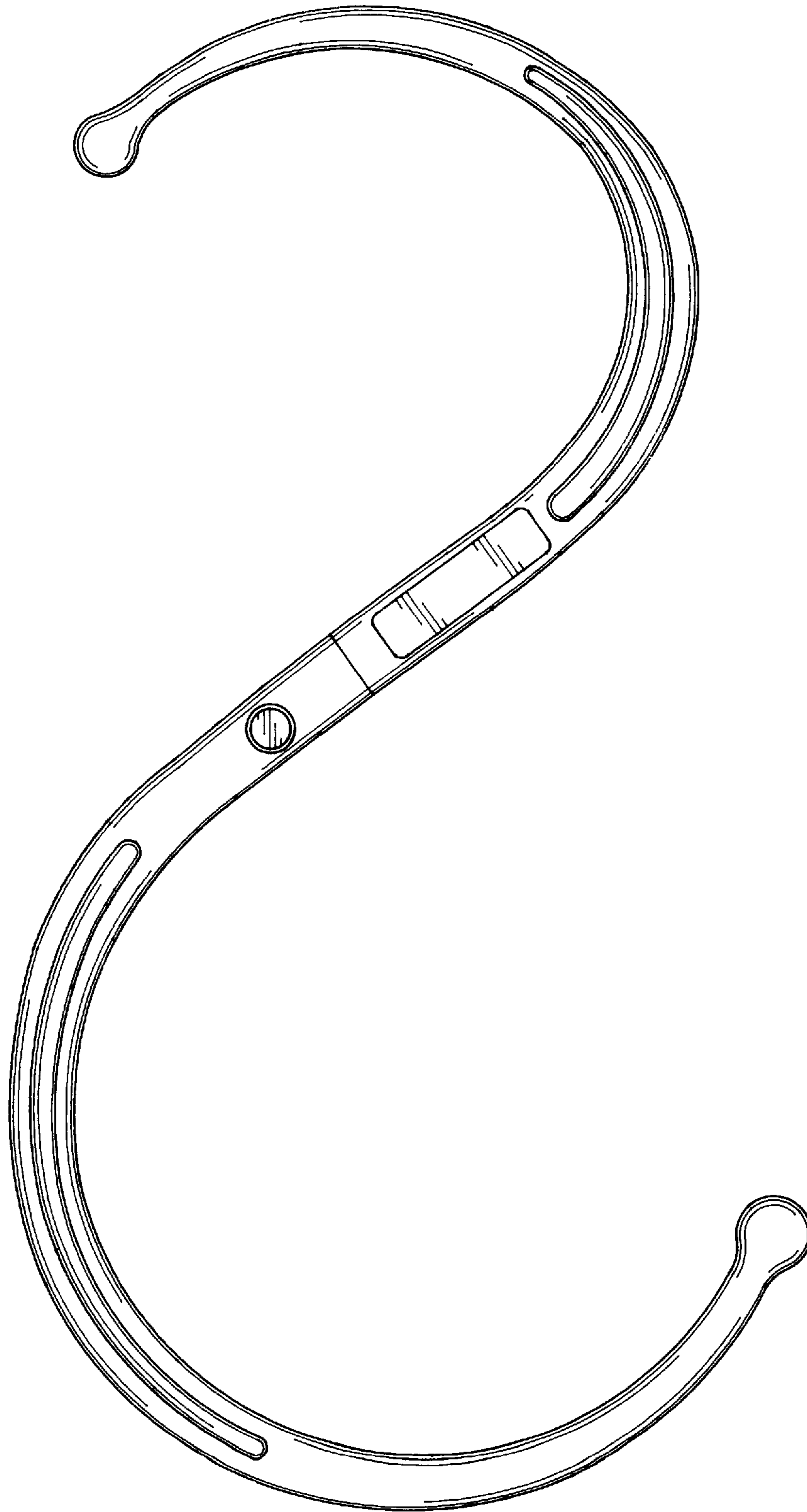


FIG. 2

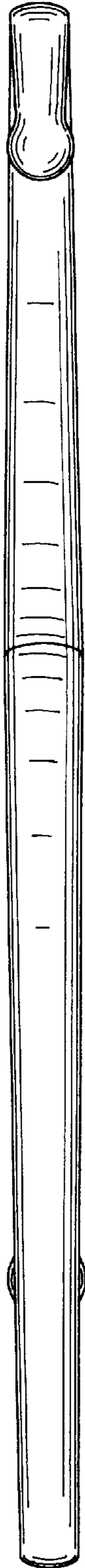


FIG. 3

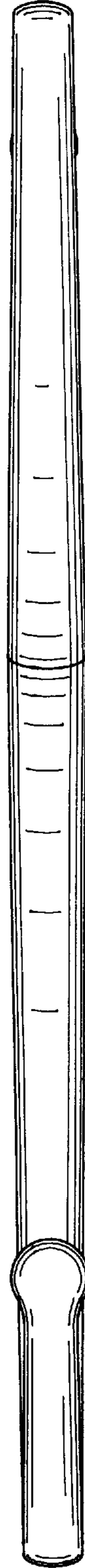


FIG. 4




FIG. 5