

US00D403415S

United States Patent [19] Valentin

[11] **Patent Number: Des. 403,415**

[45] **Date of Patent: **Dec. 29, 1998**

[54] **SHOWER UNIT**

[75] Inventor: **Jean-Bernard Valentin**, Bourseville, France

[73] Assignee: **Valentine S.A.**, Bourseville, France

[**] Term: **14 Years**

[21] Appl. No.: **58,480**

[22] Filed: **Aug. 15, 1996**

[51] **LOC (6) Cl.** **23-02**

[52] **U.S. Cl.** **D23/304**

[58] **Field of Search** D23/304; D6/525, D6/574; 4/580, 584, 586, 612, DIG. 9; 264/46.4; 604/150

[56] **References Cited**

U.S. PATENT DOCUMENTS

D. 309,225	7/1990	Scarbo	D6/525
D. 368,128	3/1996	McCortny	D23/213
D. 373,497	9/1996	Gilmore	D6/525
4,043,337	8/1977	Baughner	604/150
4,541,131	9/1985	Sussman	4/596

Primary Examiner—Louis S. Zarfes
Assistant Examiner—Eric Watterson
Attorney, Agent, or Firm—Young & Thompson


[57] **CLAIM**

The ornamental design for a shower unit, as shown and described.

DESCRIPTION

FIG. 1 is a front and side perspective view of a shower unit showing my new design;
FIG. 2 is a front perspective view thereof;
FIG. 3 is a side perspective view thereof from the left of FIG. 2;
FIG. 4 is a side perspective view thereof from the right of FIG. 2;
FIG. 5 is a rear perspective view thereof;
FIG. 6 is a top perspective view thereof;
FIG. 7 is a bottom perspective view thereof with the hand held shower removed; and,
FIG. 8 is a rear and side perspective view thereof.
The shower hose in FIGS. 1-5 and 8 is not shown completely to indicate indeterminate length.

1 Claim, 4 Drawing Sheets






FIG. 1




FIG. 2




FIG. 3



FIG. 4

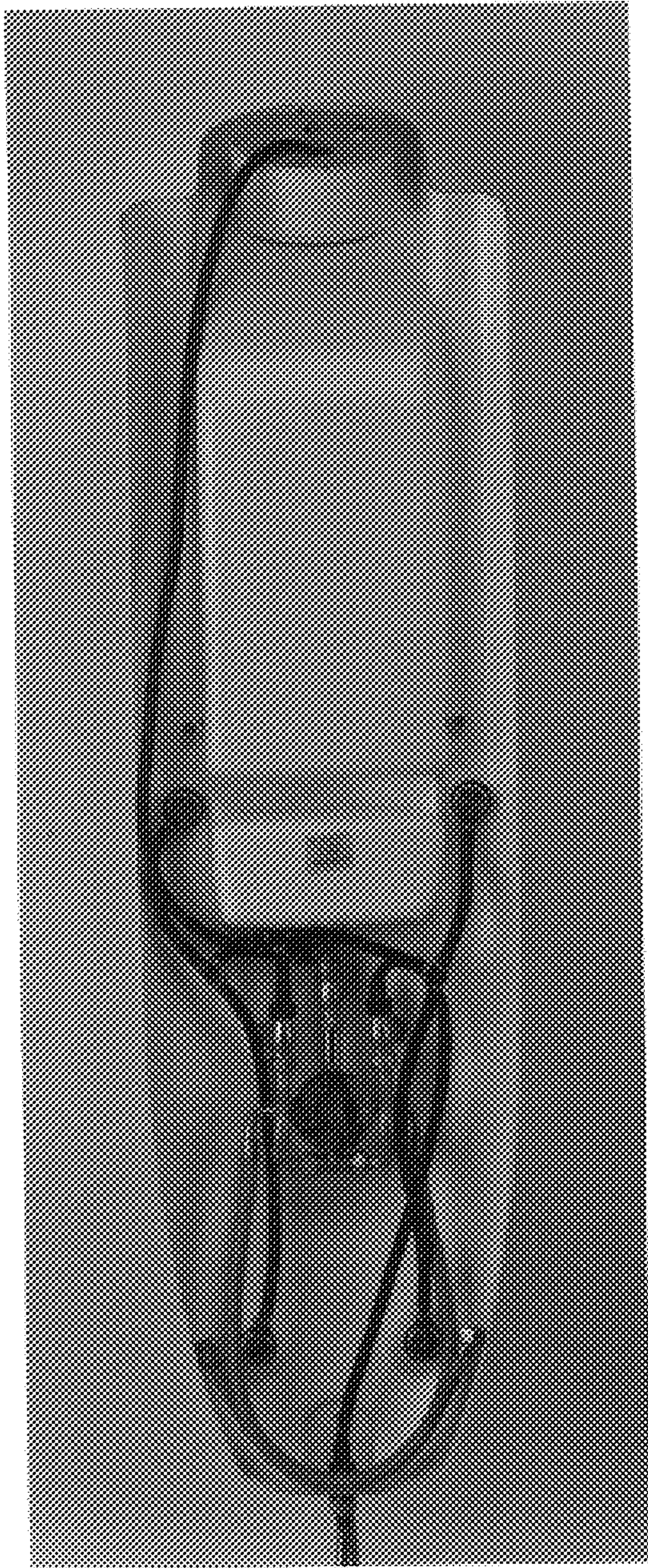


FIG. 5

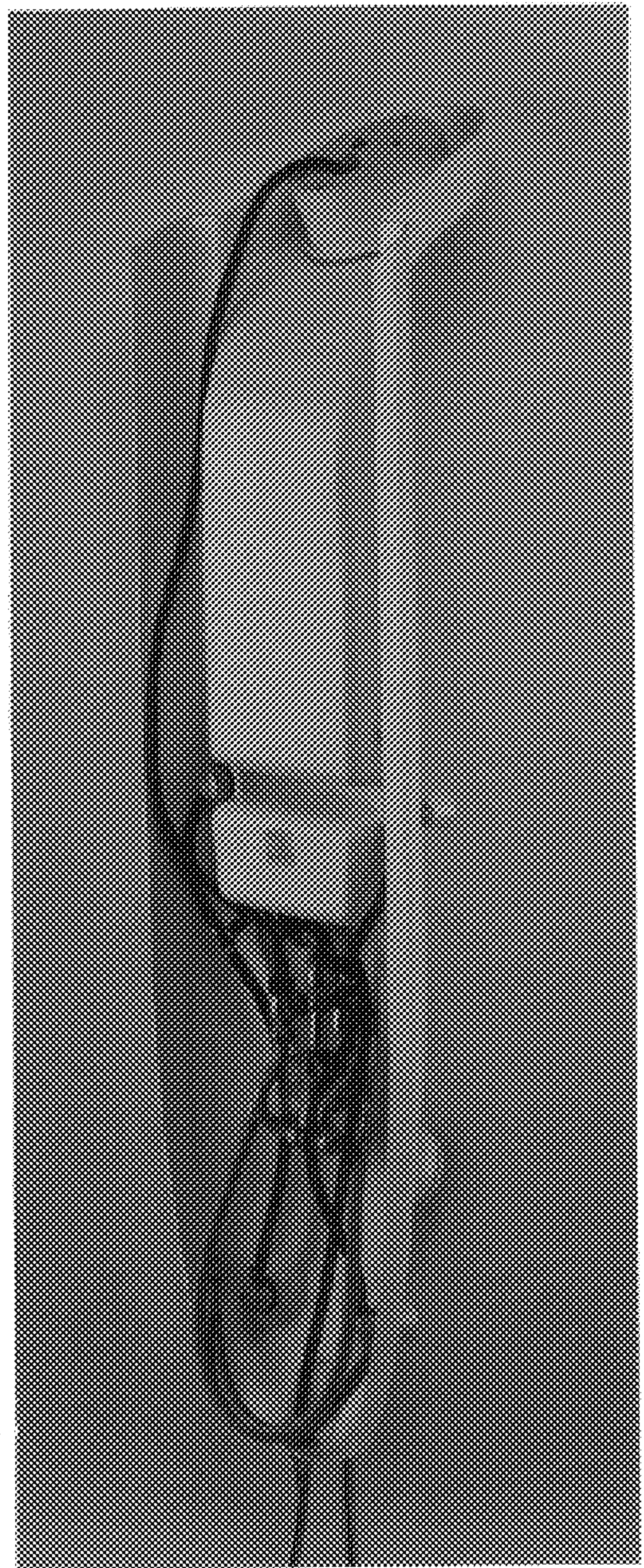


FIG. 8




FIG. 6

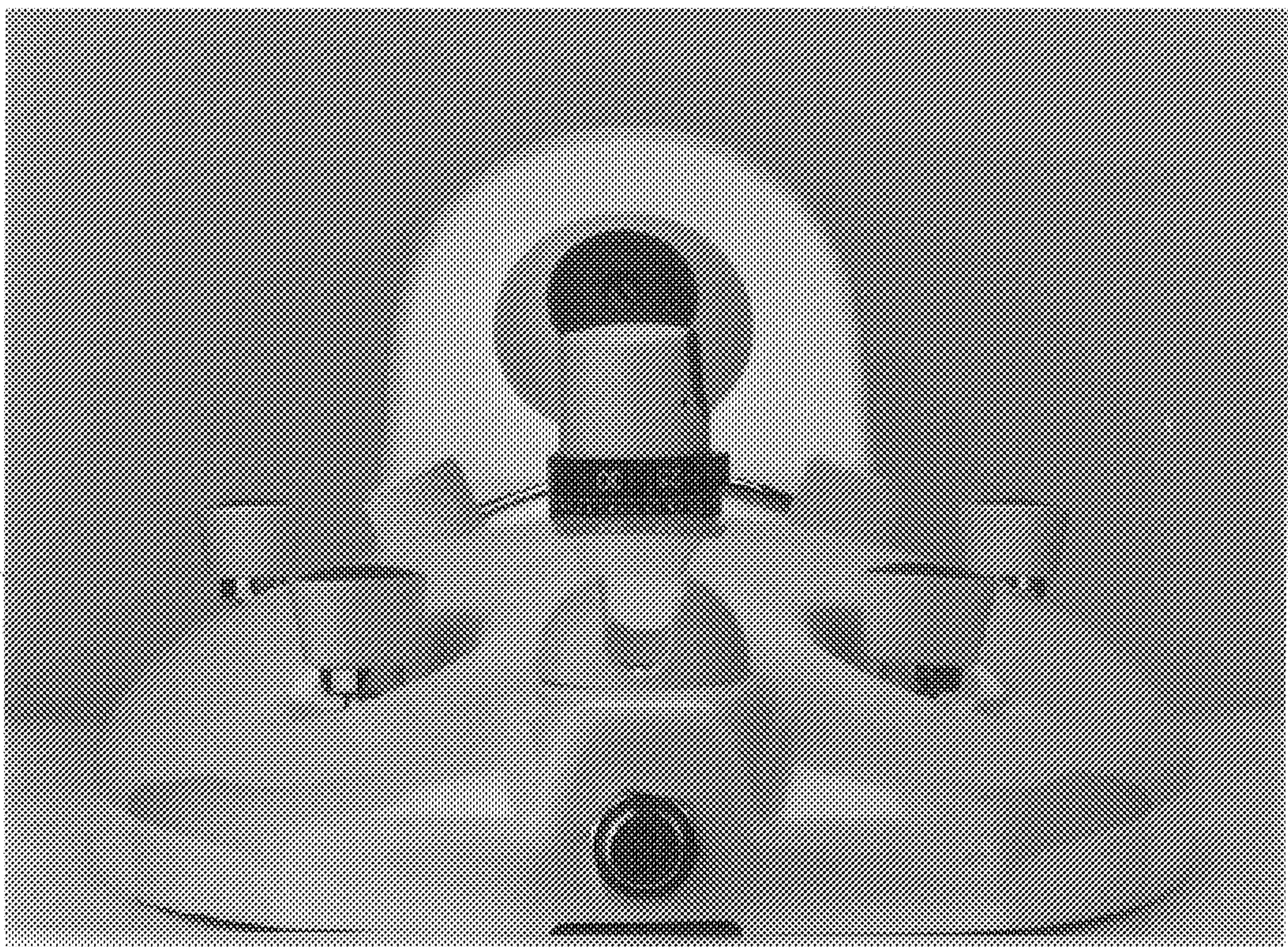


FIG. 7